



Mobile-C

– A Multi-Agent Platform for Mobile C/C++ Agents

User's Guide

Version 1.10.11

Harry H. Cheng

Mobile-C User's Guide version 1.10.11 prepared by:

David Ko
Yu-Cheng Chou

May 12, 2010

Major Contributors (in alphabetical order)

Mobile-C is developed with idea, vision, and design by Professor Harry H. Cheng

People who helped to make Mobile-C the real thing (if you noticed that some names are missing, please mail to mobilec@iel.ucdavis.edu)

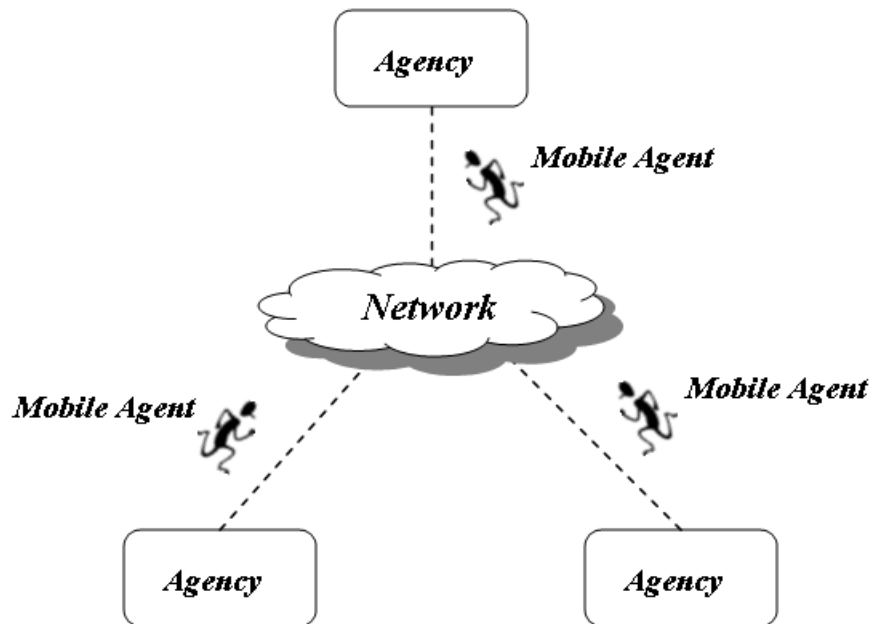
Name	Company (during contribution)	Remarks
Bertocco, Cristian cbertocco@dei.unipd.it	Univ. of California, Davis	Design and implementation of encryption for security in Mobile-C
Chen, Bo bochen@mtu.edu	Univ. of California, Davis	Design and implementation of Mobile-C
Chou, Yu-Cheng cycchou@ucdavis.edu	Univ. of California, Davis	Design and implementation of the Mobile-C library
Honda, Jason jhonda@sandia.gov	Sandia National Laboratories	
Ko, David dko@ucdavis.edu	Univ. of California, Davis	Design and implementation of the Mobile-C library
Linz, David ddlinz@gmail.com	Univ. of California, Davis	Design and implementation of Mobile-C
Malik, Najmus S., najam.malik@gmail.com	Univ. of California, Davis	Design and implementation of the Mobile-C Security Module.
Nestinger, Stephen S., ssnestinger@ucdavis.edu	Univ. of California, Davis	Webmaster of http://www.mobilec.org
Stark, Douglas P. dpstark@sandia.gov	Sandia National Laboratories	Design and implementation of .NET interface

Copyright

```
/*[
 * Copyright (c) 2007-2008 Integration Engineering Laboratory
 *                               University of California, Davis
 *
 * Permission to use, copy, and distribute this software and its
 * documentation for any purpose with or without fee is hereby granted,
 * provided that the above copyright notice appear in all copies and
 * that both that copyright notice and this permission notice appear
 * in supporting documentation.
 *
 * Permission to modify the software is granted, but not the right to
 * distribute the complete modified source code. Modifications are to
 * be distributed as patches to the released version. Permission to
 * distribute binaries produced by compiling modified sources is granted,
 * provided you
 * 1. distribute the corresponding source modifications from the
 *    released version in the form of a patch file along with the binaries,
 * 2. add special version identification to distinguish your version
 *    in addition to the base release version number,
 * 3. provide your name and address as the primary contact for the
 *    support of your modified version, and
 * 4. retain our contact information in regard to use of the base
 *    software.
 * Permission to distribute the released version of the source code along
 * with corresponding source modifications in the form of a patch file is
 * granted with same provisions 2 through 4 for binary distributions.
 *
 * This software is provided "as is" without express or implied warranty
 * to the extent permitted by applicable law.
]*/
```

Abstract

Mobile-C is an IEEE FIPA (Foundation for Intelligent Physical Agents) standard compliant multi-agent platform for supporting C/C++ mobile agents in networked intelligent mechatronic and embedded systems. Although it is a general-purpose multi-agent platform, Mobile-C is specifically designed for real-time and resource constrained applications with interface to hardware. Mobile agents are software components that are able to move between different execution environments. Mobile agents in a multi-agent system communicate and work collaboratively with other agents to achieve a global goal. It allows a mechatronic or embedded system to adapt to a dynamically changing environment.



Contents

1	Introduction	1
2	Mobile-C Library Installation	3
2.1	Requirements	3
2.2	Installation on Unix	3
2.2.1	Install the Mobile-C library	3
2.3	Installation on Windows	4
2.3.1	Building the Mobile-C Library	4
2.4	Installation on KoreBot	4
2.4.1	Build the Mobile-C library	4
2.5	Installation on Gumstix	5
2.5.1	Build the Mobile-C library	5
2.6	Installing the Mobile-C Ch Package	5
2.7	Creating your own compilation environment	6
2.7.1	UNIX and Mac systems	6
2.7.2	Windows	6
3	Getting Started	7
3.1	Compilation on Unix	7
3.2	Compilation on Windows	7
3.3	Overview of Sample Application Programs	7
3.4	Execution of Sample Applications	9
3.5	The Mobile-C Library	9
3.5.1	Architecture of the Mobile-C Library	9
3.5.2	Implementation of the Mobile-C Library	12
4	Mobile-C Agent Migration Message Format	13
4.1	General Message Format	13
4.2	Multiple Tasks with a Single Code Block	15
4.3	Multiple Tasks with Multiple Code Blocks	15
4.4	Multiple Mobile Agent performs Task on Multiple Hosts	15
4.5	Agent Return Messages	15
4.6	Agent Saved Variables	25
4.7	Stationary/Persistent Mobile Agents	25
4.7.1	An Agent with an Infinite Task	25
4.7.2	The “persistent” Agent Flag	25

5	Interface between Binary and Mobile Agent Spaces	28
5.1	Invoke a Mobile Agent Space Function from Binary Space	28
6	Extend Mobile-C Functionality to Mobile Agent Space	33
6.1	Terminate Mobile Agent Execution from Mobile Agent Space	33
6.2	Invoke a Registered Service from Mobile Agent Space	34
7	Synchronization Support in the Mobile-C library	42
7.1	Synchronization in Mobile Agent Space	42
7.2	Synchronization Between Binary and Agent Spaces	45
7.3	Mobile-C Execution with Multiple Agencies	47
8	Mobile-C FIPA Compliant ACL Messages	53
8.1	Constructing and Sending an ACL Message	53
8.2	Receiving an ACL Message	53
8.3	Communication With Other FIPA Compliant Agent Systems	58
8.3.1	Example: Receiving a message from a JADE agent	58
8.3.2	Example: Sending a message from Mobile-C to JADE	60
9	Mobile-C Security Module	62
9.1	Security Module Architecture and Overview	62
9.2	Enabling the Security Module	62
9.2.1	Enabling the Security Module in Unix	62
9.2.2	Enabling the Security Module in Windows	63
9.2.3	Further Instructions	63
9.3	Preparation to Run Security Enabled Agency	63
9.3.1	Generating Key Files	63
9.3.2	Known Host File	64
9.4	Examples – Mobile-C Security	64
A	Mobile-C API in the C/C++ Binary Space	69
	MC_AclAddReceiver()	71
	MC_AclAddReplyTo()	75
	MC_AclNew()	77
	MC_AclPost()	79
	MC_AclReply()	80
	MC_AclRetrieve()	81
	MC_AclSetContent()	83
	MC_AclSetPerformative()	85
	MC_AclSetSender()	88
	MC_AclWaitRetrieve()	90
	MC_AddAgent()	92
	MC_AddStationaryAgent()	94
	MC_Barrier()	96
	MC_BarrierDelete()	97
	MC_BarrierInit()	98
	MC_CallAgentFunc()	99
	MC_CallAgentFuncV()	100

MC_CallAgentFuncVar()	101
MC_ChInitializeOptions()	102
MC_ComposeAgent()	104
MC_ComposeAgentS()	106
MC_ComposeAgentFromFile()	108
MC_ComposeAgentFromFileS()	110
MC_CondBroadcast()	112
MC_CondReset()	113
MC_CondSignal()	114
MC_CondWait()	115
MC_CopyAgent()	116
MC_DeleteAgent()	118
MC_DeregisterService()	119
MC_End()	120
MC_FindAgentByID()	121
MC_FindAgentByName()	122
MC_GetAgentArrivalTime()	123
MC_GetAgentExecEngine()	124
MC_GetAgentID()	125
MC_GetAgentName()	128
MC_GetAgentNumTasks()	129
MC_GetAgentReturnData()	130
MC_GetAgentStatus()	132
MC_GetAgentType()	134
MC_GetAgentXMLString()	135
MC_GetAllAgents()	137
MC_HaltAgency()	138
MC_Initialize()	139
MC_InitializeAgencyOptions()	141
MC_LoadAgentFromFile()	143
MC_MainLoop()	144
MC_MigrateAgent()	145
MC_MutexLock()	146
MC_MutexUnlock()	147
MC_PrintAgentCode()	148
MC_RegisterService()	149
MC_ResetSignal()	151
MC_ResumeAgency()	153
MC_RetrieveAgent()	154
MC_RetrieveAgentCode()	155
MC_SearchForService()	157
MC_SemaphorePost()	159
MC_SemaphoreWait()	160
MC_SendAgentMigrationMessage()	161
MC_SendAgentMigrationMessageFile()	162
MC_SendSteerCommand()	164
MC_SetAgentStatus()	166
MC_SetDefaultAgentStatus()	168

MC_SetThreadOff()	169
MC_SetThreadOn()	170
MC_Steer()	171
MC_SteerControl()	173
MC_SyncDelete()	175
MC_SyncInit()	176
MC_TerminateAgent()	177
MC_WaitAgent()	178
MC_WaitRetrieveAgent()	179
MC_WaitSignal()	181
B Mobile-C API in the C/C++ Script Space	183
mc_AclAddReceiver()	187
mc_AclAddReplyTo()	189
mc_AclNew()	191
mc_AclPost()	193
mc_AclReply()	194
mc_AclRetrieve()	195
mc_AclSend()	197
mc_AclSetContent()	199
mc_AclSetPerformative()	201
mc_AclSetSender()	204
mc_AclWaitRetrieve()	206
mc_AddAgent()	208
mc_AgentVariableRetrieve()	209
mc_AgentVariableSave()	211
mc_Barrier()	213
mc_BarrierDelete()	214
mc_BarrierInit()	215
mc_CallAgentFunc()	216
mc_ComposeAgent()	219
mc_ComposeAgentS()	221
mc_ComposeAgentFromFile()	223
mc_ComposeAgentFromFileS()	225
mc_CondBroadcast()	227
mc_CondReset()	228
mc_CondSignal()	229
mc_CondWait()	230
mc_DeleteAgent()	231
mc_DeregisterService()	232
mc_End()	233
mc_FindAgentByID()	234
mc_FindAgentByName()	235
mc_GetAgentID()	237
mc_GetAgentName()	240
mc_GetAgentNumTasks()	241
mc_GetAgentStatus()	242
mc_GetAgentXMLString()	243

mc_HaltAgency()	244
mc_MigrateAgent()	245
mc_MutexLock()	247
mc_MutexUnlock()	248
mc_PrintAgentCode()	249
mc_RegisterService()	250
mc_ResumeAgency()	252
mc_RetrieveAgent()	253
mc_RetrieveAgentCode()	254
mc_SearchForService()	255
mc_SemaphorePost()	257
mc_SemaphoreWait()	258
mc_SendAgentMigrationMessage()	259
mc_SendAgentMigrationMessageFile()	260
mc_SendSteerCommand()	261
mc_SetAgentStatus()	263
mc_SetDefaultAgentStatus()	264
mc_SyncDelete()	265
mc_SyncInit()	266
mc_TerminateAgent()	268
C Mobile-C Agent Porting Guide from v1.9.x to v1.10.x	270
C.1 Overview of major changes	270
C.1.1 Comparison of Old Format and New Format	270
C.2 New Agent XML DTD	272
Index	272

Chapter 1

Introduction

Parallel and distributed computing [1] [2] are widely used in scientific and engineering fields, especially for time-critical or time-consuming tasks. Parallel computing is typically carried out in dedicated multiprocessors with a central clock and shared memory. On the other hand, distributed computing is decentralized parallel computing, using two or more computers communicating over a network to accomplish a common objective or task. It is similar to computer clustering with the main difference being a wide geographic dispersion of the resources. In addition to the main difference, the types of hardware, programming languages, operating systems and other resources may vary drastically as well in distributed computing.

Although the processing speed of networked computers is typically not as fast as that of a dedicated parallel computer, networked computers are less expensive and more broadly available. Due to the rapid improvement in network hardware and software that makes distributed computing faster, more broadly available, and easier-to-implement than before, there are more and more research investigations nowadays targeting or exploiting this low-end, decentralized parallel computing. Meanwhile, as the scale of distributed applications rapidly expands, there is an increasing demand for the code mobility.

Agent technology can significantly enhance the design and analysis of problem domains under the following three conditions [3]: (1) the problem domain is geographically distributed; (2) the subsystems exist in a dynamic environment; (3) the subsystems need to interact with each other more flexibly. Mobile agents are software components that can travel between different execution environments [4]. Mobile agents can be created dynamically during runtime and dispatched to source systems to perform tasks with the most updated code. Therefore, the mobility of mobile agents provides distributed applications with significant flexibility and adaptability which are both essential to satisfy the dynamically changing requirements and conditions in a distributed environment.

Most of the mobile agent systems were developed to support only Java mobile agents. Furthermore, many of them are standalone platforms. In other words, they were not designed to be embedded in a user application to support code mobility. Mobile-C [5] [6] [7] [8] was originally developed as a standalone, IEEE Foundation for Intelligent Physical Agents (FIPA) compliant mobile agent platform with a primary intention to fit applications where low-level hardware gets involved, such as networked mechatronic and embedded systems. Since most of these systems are written in C/C++, Mobile-C uses C/C++ as the mobile agent language for easy interfacing with control programs and underlying hardware. In addition, Mobile-C uses an embeddable C/C++ interpreter – Ch, originally developed by Cheng [9] [10] [11], to support the execution of C/C++ mobile agent code.

In order to provide distributed applications with code mobility, this user's guide presents a mobile agent library, the Mobile-C library. The Mobile-C library is supported in various operating systems including Windows, Unix, and real-time OS. It has a small footprint to satisfy the small memory requirement for a variety of mechatronic and embedded systems. This mobile agent library allows Mobile-C to be embedded

in a program to support C/C++ mobile agents. The API functions in this library facilitate the development of a multi-agent system that can easily interface with a variety of hardware devices.

Chapter 2

Mobile-C Library Installation

This chapter describes the prerequisites to install the Mobile-C library and the installation steps for both Unix and Windows operating systems.

2.1 Requirements

This user's guide assumes all necessary software packages are installed correctly and function. The software packages required to successfully install the Mobile-C library include:

- (1) Ch version 6.0.0 or greater: It can be obtained from <http://www.softintegration.com>
- (2) Embedded Ch version 6.0.0 or greater: It can be obtained from <http://www.softintegration.com>

2.2 Installation on Unix

2.2.1 Install the Mobile-C library

The following commands will install the Mobile-C library in the system directory for **32-bit** Unix systems. The system directory for Unix systems is usually `'/usr/local/lib'` or `'/usr/lib'` depending on your system.

```
cd <MCPACKAGE>/src
./configure
make
make install
```

The following commands will install the Mobile-C library in the system directory for **64-bit** Unix systems. The only difference between the above and below commands is that `'fPIC'` is added into `CFLAGS` for compilation.

```
cd <MCPACKAGE>/src
./configure CFLAGS=-fPIC
make
make install
```

By default, the Mobile-C library created contains both shared and static versions, which are `'libmc.so.0.0.0'` and `'libmc.a'`, respectively. The header file, `libmc.h`, used in the C/C++ binary space will be placed in the system directory, which is usually `'usr/local/include'` or `'usr/include'` depending on your system.

Note that these commands will automatically build mxml-2.2.2 and xyssl-0.7, both of which are packaged with Mobile-C, but will not install these libraries. The Mobile-C libraries only need these libraries to compile, but does not need them installed in order to run.

Also note that the above commands will automatically compile all the included demos automatically after compiling the Mobile-C library. The demos will run even if the 'make install' step is omitted.

The '-prefix' option can be used to specify the home directory to install the Mobile-C files, as shown in the following commands.

```
cd <MCPACKAGE>/src
./configure --prefix=<MCHOME>
make
make install
```

<MCPACKAGE> is the directory created by unpacking the Mobile-C compressed tar file. <MCHOME> is the installation directory for the Mobile-C library and header file.

The library files 'libmc.so.0.0.0' and 'libmc.a' will be installed in <MCHOME>/lib, and the header file 'libmc.h' will be placed in <MCHOME>/include.

2.3 Installation on Windows

2.3.1 Building the Mobile-C Library

The following steps are suggested to build the Mobile-C library.

1. Unpack the Mobile-C source code. Ensure that you have write permissions for the directory you are unpacking Mobile-C into, or you may encounter compile-time errors.
2. Open your development environment. Currently, only Visual Studio .NET 2005 with Service Pack 1 or greater are tested and/or supported.
3. Open the Mobile-C project solution. It is located in the mobilec/src/win32/vcnet2005/ directory and is named "mc_lib_win32.sln".
4. Click on "Build→Build Solution" from the menu. This should automatically build Mobile-C and all of its modules in the correct order. The library produced is named libmc.lib located in either the mobilec/src/win32/Debug directory, or the mobilec/src/win32/Release directory, depending on whether the Debug or Release build was selected.

Please note that the majority of the included demos are configured to build with either the "Debug" or the "Release" configurations of Mobile-C, and not the "Debug_DLL" or the "Release_DLL" configurations. For an example of a demo build with the Mobile-C DLL, please see the Visual C++ project located at mobilec/demos/win32/vcnet2005/mc_dll_sample_app.vcproj.

2.4 Installation on KoreBot

2.4.1 Build the Mobile-C library

A bash script, *build_korebot*, is used to build the Mobile-C library and an executable sample program, *mc_sample_app*, for KoreBot board.

Running the script will create a directory called *korebot_mc* that contains *bin*, *include* and *lib* directories. *bin* directory contains the executable sample program. *include* directory contains the header file *libmc.h*. *lib* directory contains the Mobile-C related static and shared libraries.

Two paths, *KOREBOT_CHHOME* and *KOREBOT_TOOLCHAINHOME*, in the bash script might need to be changed to match the correct paths set up in a user's system. *KOREBOT_CHHOME* is the directory containing Ch files built for KoreBot board. *KOREBOT_TOOLCHAINHOME* is the directory containing cross compiler related files for KoreBot board.

Use the following commands to run the bash script.

```
cd <MCPACKAGE>
./build_korebot
```

2.5 Installation on Gumstix

2.5.1 Build the Mobile-C library

A bash script, *build_gumstix*, is used to build the Mobile-C library and an executable sample program, *mc_sample_app*, for Gumstix computer.

Running the script will create a directory called *gumstix_mc* that contains *bin*, *include* and *lib* directories. *bin* directory contains the executable sample program. *include* directory contains the header file *libmc.h*. *lib* directory contains the Mobile-C related static and shared libraries.

Two paths, *GUMSTIX_CHHOME* and *GUMSTIX_TOOLCHAINHOME*, in the bash script might need to be changed to match the correct paths set up in a user's system. *GUMSTIX_CHHOME* is the directory containing Ch files built for Gumstix computer. By default, it is set to the value `/usr/local/gumstix_ch/ch/`. *GUMSTIX_TOOLCHAINHOME* is the directory containing cross compiler related files for Gumstix computer. By default, it is set to the value `/usr/local/gumstix-buildroot`.

Use the following commands to run the bash script.

```
cd <MCPACKAGE>
./build_gumstix
```

2.6 Installing the Mobile-C Ch Package

The Mobile-C Ch Package will be required if agents need to use any of the Mobile-C FIPA ACL message functions, such as `mc_AclSend()` or `mc_AclRetrieve()`. To install the Mobile-C Ch package, please follow these steps:

1. From the Mobile-C root directory, run the command:

```
ch ./pkgcreate.ch
This will create a directory called "mobilec".
```

2. From within a Ch shell, run the command:

```
sudo pkginstall.ch mobilec
```

If you are using Microsoft Windows, you may omit the "sudo" part of the command which is required on unix-like systems to ensure proper installation permissions.

2.7 Creating your own compilation environment

If a custom build environment is required, there are several directories which must be added to the search paths for header files and libraries. There are also a variety of system libraries which Mobile-C must be linked with in order to compile properly.

2.7.1 UNIX and Mac systems

In order to compile properly, the extra include directory `<CHHOME>/extern/include` must be added to the default include search directories. The directory `<CHHOME>/extern/lib` must also be added to the list of searched library directories. Furthermore, the following libraries must be linked with Mobile-C during the link step:

- libmxml (Provided with Mobile-C in the directory `<MCHOME>/src/mxml/`)
- libmc_list (Provided with Mobile-C in the directory `<MCCHOME>/src/mc_list`)
- libmc_sync (Provided with Mobile-C in the directory `<MCCHOME>/src/mc_sync`)
- libdl
- libpthread
- libm
- libcrypt
- libembedch (Provided with Embedded-Ch)

2.7.2 Windows

For windows, the include directory `<CHHOME>/extern/include` must be added to the include paths and the directory `<CHHOME>/extern/lib` must be added to the library search paths. Furthermore, the library `wsock32.lib` must be linked with Mobile-C in order to compile properly.

Chapter 3

Getting Started

3.1 Compilation on Unix

All the demo programs are compiled automatically in the Unix version.

3.2 Compilation on Windows

The following steps are suggested for building the Mobile-C demos.

1. Open your development environment. Visual Studio 2005 with Service Pack 1 or later is required.
2. Open the Demo Project solution. It is named “mobilec_demos.sln” and is located in the mobilec/demos/win32/vcnet2005 directory.
3. To build all of the demos, click on “Build→Build Solution” from the menu.

To build the dll sample, please refer to the dll sample project file located at mobilec/demos/win32/vcnet2005/mc_dll_sample.ap Note that in order to build this project, Mobile-C must be built with either the “Debug_DLL” or the “Release_DLL” configuration.

3.3 Overview of Sample Application Programs

Program 1 on the following page starts an agency that is capable of receiving mobile agents and executing mobile agent code.

The header file **libmc.h** is included at the beginning of the program. It defines all the data types, macros and function prototypes for the Mobile-C library.

The variable *agency*, of type **MCAgency_t**, is a handle that contains information of an agency. The second line initializes a local variable that will hold the port number we wish the agency to bind to.

MC_Initialize() takes an integer and the address of an **MCAgencyOptions_t** variable as its two parameters. An **MCAgencyOptions_t** variable is a structure that contains information about which threads to be activated and the default agent status specified by a user. Here, a **NULL** pointer is passed to **MC_Initialize()** as the second parameter instead of an **MCAgencyOptions_t** variable to start an agency with default settings. A local agency will be initialized to listen on port **5051** specified by the variable *local_port*.

The agency waits indefinitely for a mobile agent by the function **MC_Wait()** .

Program 2 starts an agency that sends a mobile agent to a remote agency. Examining Programs 1 and 2, we see that there are only two new API function calls:


```

#include <stdio.h>
#include <libmc.h>

#ifdef _WIN32
#include <windows.h>
#endif

int main(int argc, char *argv[])
{
    MCAgency_t agency;
    int local_port = 5051;

    agency = MC_Initialize(local_port, NULL);

    MC_MainLoop(agency);

    MC_End(agency);
    return 0;
}

```

Program 1: A sample Mobile-C server. (demos/hello_world/server.c)

```

MC_SendAgentMigrationMessageFile (
    agency,
    "test1.xml",
    "localhost",
    5051);

```

and

```

MC_End(agency);

```

In Mobile-C, a mobile agent message is an Agent Communication Language (ACL) message in Extensible Markup Language (XML) format. **MC_SendAgentMigrationMessageFile()** takes an **MCAgency_t** variable, the path to a mobile agent message file, the name of the host on which a remote agency is running, and the port number on which a remote agency is listening as its four parameters. Here, **MC_SendAgentMigrationMessageFile()** sends the mobile agent message saved as **test1.xml** in current directory to the remote agency running on host **localhost** and listening on port **5051**.

After the agent is sent, a call to function **MC_End()** is made. This function tells all of the Mobile-C internal modules to gracefully finish whatever they are doing and exit. This function call is important after calling **MC_SendAgentMigrationMessageFile()** to ensure that the agent is fully processed and sent before terminating the agency. Failure to call **MC_End()** here may result in the agent not being properly sent to the receiving agency.

Also note that any valid hostname may be used in place of “localhost”. The communicating agencies need not be on the same physical machine; in fact, in most cases they will be on separate machines. Any IPv4 string, i.e. “169.237.104.199”, or qualified hostname, i.e. “machine.ucdavis.edu”, may be used. For instance, the code

```

MC_SendAgentMigrationMessageFile (
    agency,
    "test1.xml",
    "169.237.104.199",
    5055);

```

will send an agent to the server at address “169.237.104.199” listening on port 5055. Or,

```
MC_SendAgentMigrationMessageFile (  
    agency,  
    "test1.xml",  
    "machine.ucdavis.edu",  
    5031);
```

will send the agent to an agency at “machine.ucdavis.edu” listening on port 5031.

3.4 Execution of Sample Applications

In general, each of the demos is designed to have very similar execution procedures. For each demo, there are one or more “servers”, which are simply vanilla Mobile-C agencies. To run the demo, start all of the servers (there is only one server for most of the demos), and start the “client” program. Generally, the client program also starts a Mobile-C agency, but it typically sends an agent to a destination as part of its startup process as well.

For example, to run the Mobile-C “Hello World” example, run the following commands from a text terminal on the server machine to start an agency listening on port **5051**.

```
cd <MCPACKAGE>/demos/hello_world  
./server
```

Next, run the following commands from a text terminal on the client machine to start an agency listening on port **5050** and send the mobile agent message **test1.xml**, shown as Program 3 on page 11, to the remote agency listening on port **5051**.

```
cd <MCPACKAGE>/demos/hello_world  
./client
```

After the mobile agent message is received and the mobile agent code is executed, the string **Hello World!** should be printed to the text terminal on the server machine. Note that in this example, both the server and client are running on the same machine, but this is not a requirement. The field “localhost” may be replaced with any qualified domain name or IP address.

3.5 The Mobile-C Library

The Mobile-C library allows a Mobile-C agency to be embedded in a program to support C/C++ mobile agents. In addition, the Mobile-C API gives users a full control over a Mobile-C agency embedded in a program. Therefore, the Mobile-C library not only provides a significant code mobility for distributed applications, but also facilitates the development of a multi-agent system that can easily interface with various hardware devices.

3.5.1 Architecture of the Mobile-C Library

Figure 3.1 illustrates the architecture of the Mobile-C library. The Mobile-C library allows a Mobile-C agency to be embedded in a program to support C/C++ mobile agents. A Mobile-C agency refers to a

```

#include <stdio.h>
#include <stdlib.h>
#include <libmc.h>

int main(int argc, char *argv[])
{
    MCAgency_t agency;
    MCAgencyOptions_t options;
    int port=5050;
    int remote_port = 5051;

    MC_InitializeAgencyOptions(&options);
    MC_SetThreadOff(&options, MC_THREAD_CP); /* Turn off command prompt */
    agency = MC_Initialize(port, &options);

    /* Note: The third argument of the following function may also be a
       valid IP address in the form of a string. i.e. 192.168.0.1 */
    MC_SendAgentMigrationMessageFile(agency,
        "test1.xml",
        "localhost",
        remote_port);
    MC_End(agency);
    exit(0);
}

```

Program 2: A sample Mobile-C client program. The sole purpose of this program is to send a Mobile-C agent to another agency. (demos/hello_world/client.c)

mobile agent platform within which mobile agents exist and operate. The Mobile-C API gives users a full control over a Mobile-C agency and its different modules.

As a IEEE FIPA compliant mobile agent platform, a Mobile-C agency comprises three FIPA normative modules, Agent Management System (AMS), Agent Communication Channel (ACC) and Directory Facilitator (DF). Two additional modules, Agent Execution Engine (AEE) and Agent Security Manager (ASM), are included in a Mobile-C agency as well. These modules provide different functionalities summarized as follows.

Agent Management System (AMS)

An AMS controls the creation, registration, execution, migration, persistence, and termination of a mobile agent. It maintains a directory of Agent Identifiers (AIDs) for registered mobile agents. Each mobile agent must register with an AMS in order to have a valid AID.

Agent Communication Channel (ACC)

An ACC routes messages between local and remote entities. It is responsible for the interactions between distributed components, such as inter-agent communication and inter-platform agent transport. The interactions can be performed through Agent Communication Language (ACL) message exchange.

Directory Facilitator (DF)

A DF serves yellow page services. Mobile agents wishing to advertise their services should register with a DF. Visiting mobile agents can search a DF for mobile agents providing the services they desire.

Agent Execution Engine (AEE)

An AEE serves as the execution environment for mobile agent code. An AEE has to be platform independent in order to support the execution of mobile agents in a heterogeneous environment.

Each AEE contains an Embedded Ch interpreter to interpret the agent C code. By default, the agency will preload four interpreters upon startup for interpreting agents. If more than four interpreters are required, the

```

<?xml version="1.0"?>

<!DOCTYPE myMessage SYSTEM "mobilec.dtd">

<MOBILEC_MESSAGE>
  <MESSAGE message="MOBILE_AGENT">
    <MOBILE_AGENT>
      <AGENT_DATA>
        <NAME>mobagent1</NAME>
        <OWNER>IEL</OWNER>
        <HOME>localhost:5050</HOME>
      </AGENT_DATA>
      <WG_CODE>test_workgroup</WG_CODE>
      <TASKS task="1" num="0">
        <TASK num="0" return="no-return" complete="0" server="localhost:5051" />
      </TASKS>
      <AGENT_CODE>
        <![CDATA[
/*#define A 2*/
#include <stdio.h>
#include <math.h>
int main()
{
    char* str;
    printf("Hello World!\n");
    printf("This is mobagent1 from the agency at port 5050.\n");
    printf("I am performing the task on the agency at port 5051 now.\n");
    printf("%f\n", hypot(1,2));

    return 0;
}
]]>
      </AGENT_CODE>
    </MOBILE_AGENT>
  </MESSAGE>
</MOBILEC_MESSAGE>

```

Program 3: A simple Mobile-C agent. (demos/hello_world/test1.xml)




Figure 3.1: Architecture of the Mobile-C library.

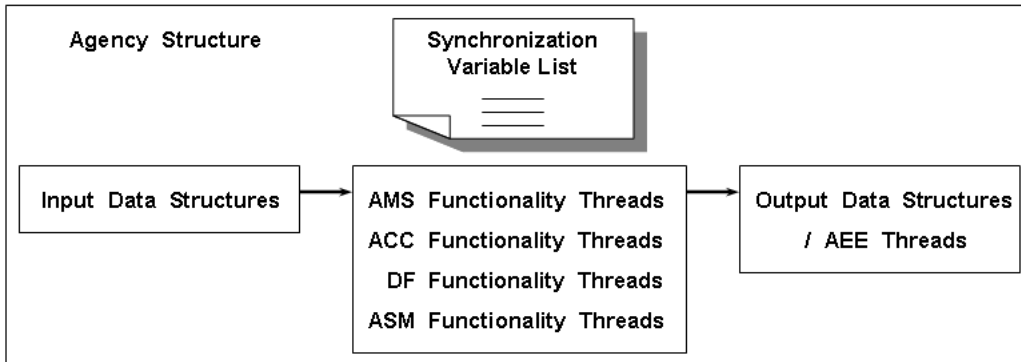


Figure 3.2: Implementation overview of the Mobile-C library.

agency will dynamically allocate extra interpreters as needed. See the reference for `MC_Initialize()` on page 139 for more info.

Agent Security Manager (ASM)

An ASM is responsible for maintaining security policies for the host system. Some sample tasks of an ASM include identifying users, protecting host resources, authenticating and authorizing mobile agents, and ensuring the security and integrity of mobile agents.

3.5.2 Implementation of the Mobile-C Library

Figure 3.2 shows the implementation overview of the Mobile-C library. The functionalities of each module of an agency are implemented as independent threads classified into five categories, that is, the AMS functionality threads, the ACC functionality threads, the DF functionality threads, the ASM functionality threads and the AEE threads. Each AEE thread is launched by one of the AMS functionality threads.

The Mobile-C library provides API functions to specify which thread needs to be active or inactive when an agency is initialized. It also provides API functions to access the input and output data structures associated with the functionality threads. A Mobile-C agency maintains a list of synchronization variables that can be used with a group of Mobile-C functions to ensure synchronization among mobile agents and threads. The sizes of the Mobile-C static and shared libraries for Linux are about 500 KB and 390 KB, respectively.

The header file `libmc.h` contains definitions of all the structures and functions of the Mobile-C library. Table A.3 on page 72 lists the currently implemented functions for the binary space.

Chapter 4

Mobile-C Agent Migration Message Format

4.1 General Message Format

The message format for an agent migration message is designed such that multiple tasks and multiple code blocks can be migrated from agency to agency. The message is an XML message with encapsulated C code. An example of a rudimentary agent can be seen in Program 4 on page 14. Following is a brief description of each XML tag.

- **MESSAGE:** This tag indicates to Mobile-C that the following data is a Mobile-C message. The message type is included in the attribute “message”.
- **MOBILE_AGENT:** This tag indicates that the contained data is a Mobile-C agent.
- **AGENT_DATA:** This tag indicates that the contained data is data pertaining to this particular agent.
- **NAME:** The name of the agent.
- **OWNER:** The owner of the agent.
- **HOME:** The home of the agent. Any agent that has data to “return” will return it to this address by default.
- **WG_CODE:** The workgroup code of the agent. Workgroup codes are kept secret by the agent. Only agents with matching workgroup codes are allowed to perform certain operations on each other, such as agent deletion.
- **TASKS:** This indicates that the following information pertains to the task or tasks the agent is intended to perform. Attributes found under the **TASKS** tag include:
 - **task :** The total number of tasks the agent has.
 - **num :** The task that the agent is currently on.
- **TASK:** Each separate **TASK** tag indicates a separate task for the agent to perform. The tasks may be separate hosts and/or code blocks. In the rudimentary example, there is only one task. Listed below are the attributes of **TASK** tags.
 - **complete:** Completeness of the task
 - **server:** The host to perform the task
 - **return:** Name of the return variable

```

<?xml version="1.0"?>

<!DOCTYPE myMessage SYSTEM "mobilec.dtd">

<MOBILEC_MESSAGE>
  <MESSAGE message="MOBILE_AGENT">
    <MOBILE_AGENT>
      <AGENT_DATA>
        <NAME>mobagent1</NAME>
        <OWNER>IEL</OWNER>
        <HOME>localhost:5050</HOME>
      <WG_CODE>test_workgroup</WG_CODE>
      <TASKS task="1" num="0">
        <TASK num="0" return="no-return" complete="0" server="localhost:5051" />
      <AGENT_CODE>
        <![CDATA[
/*#define A 2*/
#include <stdio.h>
#include <math.h>
int main()
{
    char* str;
    printf("Hello World!\n");
    printf("This is mobagent1 from the agency at port 5050.\n");
    printf("I am performing the task on the agency at port 5051 now.\n");
    printf("%f\n", hypot(1,2));

    return 0;
}
]]>
      </AGENT_CODE>
    </TASKS>
  </AGENT_DATA>
</MOBILE_AGENT>
</MESSAGE>
</MOBILEC_MESSAGE>

```

Program 4: A rudimentary agent. (demos/hello_world/test1.xml)

- `persistent`: Persistence of the agent
- `return_value`: Return value, if not an array
- `code_id`: ID of the code block to execute

complete and *server* are mandatory attributes, and others are optional attributes.

- **AGENT_CODE**: Each **AGENT_CODE** block represents a block of code that the agent may execute. Agents with multiple code blocks may decide at run-time which block to execute. Valid attributes under the **AGENT_CODE** tag include
 - `id`: The id of the code segment, as referenced by the **TASK** attribute, `code_id`.

4.2 Multiple Tasks with a Single Code Block

An agent may have an indefinite number of tasks. The agent will perform the tasks in their order that they are stated in the XML file, completing each one before continuing to the next host. Following is an example of an agent which has multiple tasks to perform, executing the same code block at each new host. See Program 5 on page 16 for an example.

4.3 Multiple Tasks with Multiple Code Blocks

See Program 6 on page 18 for a more complicated example of agent code including multiple tasks and multiple code blocks. Note that each code block has an associated ID which is referred to in the respective “**DATA**” tags. Also note that more than one “**DATA**” tag may refer to the same code block. Thus, an agent may have more “**DATA**” tags than code blocks.

4.4 Multiple Mobile Agent performs Task on Multiple Hosts

Program 7 on page 20 is a client that sends two different mobile agents to two different hosts. In for loop, it waits for the arrival signal of mobile agent. When an agent arrives it prints the result and delete that agent. For loop is iterated same as total number of mobile agents send by client. The two mobile agents having different name are shown in Program 8 and Program 9:

4.5 Agent Return Messages

If the “`name`” attribute in an agent’s “**DATA**” tag is not set to “`no-return`”, the agent will generate an agent-return message upon completion of all of its tasks. The agent will generate a return message containing the contents of the variable name specified in the “`name`” attribute. For instance, Program 10 on page 23 shows a simple agent which will migrate to another agency, generate a three-dimensional array called “`a`”, and return the contents of the array to the “**HOME**” host upon completion. Note that the return variable must be global so that the contents are not destroyed upon completion of the `main` function.

An example of the return message that is generated by this agent can be seen in Program 11 on page 24. Notice also in the return message that the variable type has been changed from “`int`” as it was in the original program to “`short`” and that the “`dim`” attribute has been changed to 3. This is because Mobile-C automatically checks the type and dimension of the variable it is returning and assign those attributes automatically.


```

<?xml version="1.0"?>

<!DOCTYPE myMessage SYSTEM "mobilec.dtd">

<MOBILEC_MESSAGE>
  <MESSAGE message="MOBILE_AGENT">
    <MOBILE_AGENT>
      <AGENT_DATA>
        <NAME>mobagent3</NAME>
        <OWNER>IEL</OWNER>
        <HOME>localhost:5050</HOME>
        <TASKS task="2" num="0">
          <DATA num="0" return="results_iel2" complete="0" server="localhost:5051" />
          <DATA num="1" return="results_ch" complete="0" server="localhost:5052" />
        </TASKS>
        <AGENT_CODE>
          <![CDATA[
#include <stdio.h>
#include <string.h>
#include <stdlib.h>

double results_iel2;
double results_ch;

int main()
{
    FILE * fptr;
    char line[1024];
    double velocity, count = 0, sum = 0;

    printf("\nThis is the mobile agent 3 from the bird1 machine.\n\n");
    printf("My task on the %s is to find the average velocity of ", mc_host_name);
    printf("vehicles passed under the %s detection station.\n\n", mc_host_name);
    if (mc_task_progress == 0) {
        if((fptr = fopen("ChDataFile_iel2", "r")) == NULL)
        {
            printf("Error: could not open file 'ChDataFile_iel2'.\n");
            exit(EXIT_FAILURE);
        }
    } else {
        if((fptr = fopen("ChDataFile_ch", "r")) == NULL)

```

Program 5: An example agent containing two tasks and a single code block. Note that variables “mc_host_name” and “mc_task_progress” are special built-in variables described in Table B.3 on page 184. (demos/multi_task_example/test_single_code_block.xml)

```

    {
        printf("Error: could not open file 'ChDataFile_ch'.\n");
        exit(EXIT_FAILURE);
    }
}

fgets(line, sizeof(line), fptr);
while(!feof(fptr))
{
    velocity = atof(strrchr(line, ',') + 1);
    sum += velocity;
    count++;
    fgets(line, sizeof(line), fptr);
}
if(count != 0)
{
    if (mc_task_progress == 0) {
        results_iel2 = sum/count;
    } else {
        results_ch = sum/count;
    }

    printf("The average velocity under the detection station is %f.\n\n", sum/count);
}
else
{
    results_iel2 = 0;
    results_ch = 0;
    printf("There is no vehicle passed under the detection station.\n\n");
}

fclose(fptr);
printf("I am leaving to go to the next host.\n");

return 0;
}
]]>
</AGENT_CODE>
</TASKS>
</AGENT_DATA>
</MOBILE_AGENT>
</MESSAGE>
</MOBILEC_MESSAGE>

```

Program 5: (Continued)

```

<?xml version="1.0"?>

<!DOCTYPE myMessage SYSTEM "mobilec.dtd">

<MOBILEC_MESSAGE>
  <MESSAGE message="MOBILE_AGENT">
    <MOBILE_AGENT>
      <AGENT_DATA>
        <NAME>mobagent3</NAME>
        <OWNER>IEL</OWNER>
        <HOME>localhost:5050</HOME>
        <TASKS task="2" num="0">
          <TASK num="0" return="results_iel2" complete="0" server="localhost:5051" code_id="1"/>
          <TASK num="1" return="results_ch" complete="0" server="localhost:5052" code_id="2"/>
        </TASKS>
        <AGENT_CODE id="1">
          <![CDATA[
#include <stdio.h>
#include <string.h>
#include <stdlib.h>

double results_iel2;
int main()
{
    FILE * fptr;
    char line[1024];
    double velocity, count = 0, sum = 0;

    printf("\nThis is the mobile agent 3 from the bird1 machine.\n\n");
    printf("My task on the %s is to find the average velocity of ", mc_host_name);
    printf("vehicles passed under the %s detection station.\n\n", mc_host_name);
    if((fptr = fopen("ChDataFile_iel2", "r")) == NULL)
    {
        printf("Error: could not open file 'ChDataFile_iel2'.\n");
        exit(EXIT_FAILURE);
    }

    fgets(line, sizeof(line), fptr);
    while(!feof(fptr))
    {
        velocity = atof(strrchr(line, ',') + 1);
        sum += velocity;
        count++;
        fgets(line, sizeof(line), fptr);
    }
    if(count != 0)
    {
        results_iel2 = sum/count;

        printf("The average velocity under the detection station is %f.\n\n", sum/count);
    }
    else
    {
        results_iel2 = 0;
        printf("There is no vehicle passed under the detection station.\n\n");
    }
    fclose(fptr);
    printf("I am leaving to go to the next host.\n");
}
          ]>
        </AGENT_CODE>
      </AGENT_DATA>
    </MOBILE_AGENT>
  </MESSAGE>
</MOBILEC_MESSAGE>

```

Program 6: An example agent containing two tasks and two code blocks. (demos/multi_task_example/test_multi_code_block.xml)

```

        return 0;
    }
    ]]>
    </AGENT_CODE>
    <AGENT_CODE id="2">
    <![CDATA[
#include <stdio.h>
#include <string.h>
#include <stdlib.h>

double results_ch;

int main()
{
    FILE * fptr;
    char line[1024];
    double velocity, count = 0, sum = 0;

    printf("\nThis is the mobile agent 3 from the bird1 machine.\n\n");
    printf("My task on the %s is to find the average velocity of ", mc_host_name);
    printf("vehicles passed under the %s detection station.\n\n", mc_host_name);
    if((fptr = fopen("ChDataFile_ch", "r")) == NULL)
    {
        printf("Error: could not open file 'ChDataFile_ch'.\n");
        exit(EXIT_FAILURE);
    }

    fgets(line, sizeof(line), fptr);
    while(!feof(fptr))
    {
        velocity = atof(strrchr(line, ',') + 1);
        sum += velocity;
        count++;
        fgets(line, sizeof(line), fptr);
    }
    if(count != 0)
    {
        results_ch = sum/count;
        printf("The average velocity under the detection station is %f.\n\n", sum/count);
    }
    else
    {
        results_ch = 0;
        printf("There is no vehicle passed under the detection station.\n\n");
    }

    fclose(fptr);
    printf("I am leaving to go to the next host.\n");

    return 0;
}
]]>
</AGENT_CODE>
</TASKS>
</AGENT_DATA>
</MOBILE_AGENT>
</MESSAGE>
</MOBILEC_MESSAGE>

```

Program 6: (Continued)

```

#include <stdio.h>
#include <stdlib.h>
#include <libmc.h>
#define TotalMA 2

int main(int argc, char *argv[])
{
    MCAgency_t agency;
    MCAgent_t agent;
    MCAgencyOptions_t options;
    int my_port = 5125;
    int remote_port1 = 5130, remote_port2 = 5052;
    int dim, *extent, i;
    double *data;
    char *name;
    MC_InitializeAgencyOptions(&options);
    MC_SetThreadOff(&options, MC_THREAD_CP); /* Turn off command prompt */
    agency = MC_Initialize(my_port, &options);
    /* Note: The third argument of the following function may also be a
       valid IP address in the form of a string. i.e. 192.168.0.1 */
    /* Sending to first host */
    MC_SendAgentMigrationMessageFile(agency,
        "test1.xml",
        "iel2.engr.ucdavis.edu",
        remote_port1);
    /* Sending to second host */
    MC_SendAgentMigrationMessageFile(agency,
        "test2.xml",
        "ch.engr.ucdavis.edu",
        remote_port2);

    /* This loop is iterated until all mobile agents are received */
    for(i=0; i<TotalMA; i++){
    /* Wait for return-agent arrival signal */
    MC_WaitSignal(agency, MC_RECV_RETURN);

    /* Catching the mobile agent */
    agent = MC_RetrieveAgent(agency);
        name = MC_GetAgentName(agent);
        printf("%s\n", name);
    if (agent == NULL) {
    fprintf(stderr, "Did not receive correct agent. \n");
    exit(1);
    }
        MC_GetAgentReturnData( agent, 0, (void*)&data, &dim, &extent );
        printf("Return Data from agent %d is %0.3f \n",i+1, data[0]);
        MC_DeleteAgent(agent);
        MC_ResetSignal(agency);
    } // end for
    free(data);
    free(extent);
    MC_End(agency);
    exit(0);
}

```

Program 7: A client program that sends two mobile agents to two different hosts (demos/multi_mobile_agent_example/client.c)

```

<?xml version="1.0"?>

<!DOCTYPE myMessage SYSTEM "mobilec.dtd">

<MOBILEC_MESSAGE>
  <MESSAGE message="MOBILE_AGENT">
    <MOBILE_AGENT>
      <AGENT_DATA>
        <NAME>mobagent1</NAME>
        <OWNER>IEL</OWNER>
        <HOME>localhost:5125</HOME>
        <TASKS task="1" num="0">
          <TASK num="0" return="a" complete="0" server="localhost:5130" />
        <AGENT_CODE>
          <![CDATA[
#include <stdio.h>
#include <math.h>
double a;
int main()
{
    printf("This is mobagent1 from the agency at port 5050.\n");
    a = 3.5;
    printf("\n a = %f\n", a);
    return 0;
}
]]>
        </AGENT_CODE>
      </TASKS>
    </AGENT_DATA>
  </MOBILE_AGENT>
</MESSAGE>
</MOBILEC_MESSAGE>

```

Program 8: First mobile agent name "mobagent1" send by client (Program 6) to server 1 (demo/multi_data_retrieval/test1.xml)

```

<?xml version="1.0"?>

<!DOCTYPE myMessage SYSTEM "mobilec.dtd">

<MOBILEC_MESSAGE>
  <MESSAGE message="MOBILE_AGENT">
    <MOBILE_AGENT>
      <AGENT_DATA>
        <NAME>mobagent2</NAME>
        <OWNER>IEL</OWNER>
        <HOME>localhost:5125</HOME>
        <TASKS task="1" num="0">
          <TASK num="0" return="a" complete="0" server="localhost:5052" />
        <AGENT_CODE>
          <![CDATA[
#include <stdio.h>
#include <math.h>
double a;
int main()
{
    printf("This is mobagent2 from the agency at port 5050.\n");
    a = 5.5;
    printf("\n a = %f\n", a);
    return 0;
}

]]>
        </AGENT_CODE>
      </TASKS>
    </AGENT_DATA>
  </MOBILE_AGENT>
</MESSAGE>
</MOBILEC_MESSAGE>

```

Program 9: Second mobile agent name "mobagent1" send by client (Program 6) to server 2 (demos/multi_data_retrieval/test2.xml)

```

<?xml version="1.0"?>

<!DOCTYPE myMessage SYSTEM "mobilec.dtd">

<MOBILEC_MESSAGE>
  <MESSAGE message="MOBILE_AGENT">
    <MOBILE_AGENT>
      <AGENT_DATA>
        <NAME>mobagent1</NAME>
        <OWNER>IEL</OWNER>
        <HOME>localhost:5051</HOME>
        <TASKS task="1" num="0">
          <TASK num="0" complete="0" server="localhost:5050" return="a">
            </TASK>
        </TASKS>
      <AGENT_CODE>
        <![CDATA[
#include <stdio.h>
short a[2][3][2];
int main()
{
  int i, j, k, l;
  k = 0;
  for (i = 0; i < 2; i++) {
    for (j = 0; j < 3; j++) {
      for(l = 0; l < 2; l++) {
        a[i][j][l] = k;
        k++;
        printf("%d ", i+j);
      }
    }
  }
  printf("\nThis is a mobile agent from port 5050.\n");
  printf("I am performing the task on the agency at port 5051 now.\n");
  sleep(1);

  return 0;
}
]]>
      </AGENT_CODE>
    </TASKS>
  </AGENT_DATA>
</MOBILE_AGENT>
</MESSAGE>
</MOBILEC_MESSAGE>

```

Program 10: An agent which returns data upon completion of it's tasks.


```

<?xml version="1.0"?>
<!DOCTYPE myMessage SYSTEM "mobilec.dtd">

<MOBILEC_MESSAGE>
  <MESSAGE message="RETURN_MSG">
    <MOBILE_AGENT>
      <AGENT_DATA>
        <NAME>mobagent1</NAME>
        <OWNER>IEL</OWNER>
        <HOME>localhost:5052</HOME>
        <TASKS task="1" num="1">
          <TASK num="0" server="localhost:5050" complete="1" return="a">
            <DATA name="a" dim="3" type="short">
              <ROW index="0">
                <ROW index="0">
                  <ROW index="0"> 0,1,</ROW>
                  <ROW index="1"> 2,3,</ROW>
                  <ROW index="2"> 4,5,</ROW>
                </ROW>
                <ROW index="1">
                  <ROW index="0"> 6,7,</ROW>
                  <ROW index="1"> 8,9,</ROW>
                  <ROW index="2"> 10,11,</ROW>
                </ROW>
              </ROW>
            </DATA>
          </TASK>
          <AGENT_CODE>
            <![CDATA[
#include <stdio.h>
short a[2][3][2];
int main()
{
  int i, j, k, l;
  k = 0;
  for (i = 0; i < 2; i++) {
    for (j = 0; j < 3; j++) {
      for(l = 0; l < 2; l++) {
        a[i][j][l] = k;
        k++;
        printf("%d ", i+j);
      }
    }
  }
  printf("\nThis is a mobile agent from port 5050.\n");
  printf("I am performing the task on the agency at port 5051 now.\n");
  sleep(1);

  return 0;
}
]]>
          </AGENT_CODE>
        </TASKS>
      </AGENT_DATA>
    </MOBILE_AGENT>
  </MESSAGE>
</MOBILEC_MESSAGE>

```

Program 11: Agent return data xml format. Note: This XML code has been reformatted to a more human-readable format. The actual format generated may differ.

4.6 Agent Saved Variables

As of Mobile-C version 1.10.0, Mobile-C agents have the ability to save an arbitrary number of variables while migrating from task to task. Agents may use the agent-space api functions `mc_AgentVariableSave()` and `mc_AgentVariableRetrieve()` to save and later retrieve variables. An example agent which does this may be viewed at the documentation for the `mc_AgentVariableSave()` and `mc_AgentVariableRetrieve()` functions on pages 211 and 209, respectively.

As the agent is migrating from host to host with saved data, the data is encapsulated in the agent's XML code. `<DATA>` tags are created as children of each `<TASK>` tag to store data. See Program 12 for an example of an agent that is migrating with saved data. The valid attributes within a `<DATA>` tag are

- `name`: The name of the saved variable.
- `dim`: The array dimension of the saved variable.
- `type`: The type of the variable.
- `value`: (optional) If the variable has zero dimensions, the value is stored in this attribute. Otherwise, children `<ROW>` tags must be created to store the array.

Each `<DATA>` tag may also have children `<ROW>` tags, if the data is an array. The valid attributes of the `<ROW>` tags are

- `index`: The index of the row.

Note also that each `<ROW>` tag may contain additional `<ROW>` children depending on the dimension of the array being stored.

4.7 Stationary/Persistent Mobile Agents

A Stationary agent may be achieved in Mobile-C simply by creating an agent which never migrates. This is commonly achieved using a couple of different techniques.

4.7.1 An Agent with an Infinite Task

An agent may be considered stationary if it's task never ends. For instance, if the task of an agent is of the form:

```
while(1)
{
    cmd = wait_for_command();
    execute_command(cmd);
}
```

Since the previous task never ends, the agent will never terminate and the agent will remain stationary in it's agency.

4.7.2 The “persistent” Agent Flag

The “persistent” flag as mentioned in Section 4.1 may be used to create a persistent agent. The example described in Chapter 5 uses such a technique. This technique creates an agent which is not automatically flushed by the agency after it completes it's task. Thus, the agent remains dormant and stationary in the agency without external stimulus.

```

<?xml version="1.0"?>
<!DOCTYPE myMessage SYSTEM "mobilec.dtd">
<MOBILEC_MESSAGE>
  <MESSAGE message="MOBILE_AGENT">
    <MOBILE_AGENT>
      <AGENT_DATA>
        <NAME>mobagent1</NAME>
        <OWNER>IEL</OWNER>
        <HOME>localhost:5050</HOME>
        <TASKS task="2" num="1">
          <TASK num="0" server="localhost:5051" complete="1" code_id="1" return="no-return">
            <DATA name="savevar" dim="0" type="int" value="10" />
            <DATA name="another_savevar" dim="0" type="int" value="20" />
            <DATA name="array_savevar" dim="1" type="int">
              <ROW index="0"> 0,3,6,9,12,15,18,21,24,27,</ROW>
            </DATA>
          </TASK>
          <TASK num="1" server="localhost:5052" complete="0" code_id="2" return="no-return" />
        </AGENT_CODE id="1">
          <![CDATA[
//#include <stdio.h>
#include <math.h>
int savevar;
int another_savevar;
int array_savevar[10];
int main()
{
  int i;
  printf("Hello World!\n");
  printf("This is mobagent1 from the agency at port 5050.\n");
  printf("I am performing the task on the agency at port 5051 now.\n");
  printf("%f\n", hypot(1,2));
  savevar = 10;
  another_savevar = 20;
  mc_AgentVariableSave(mc_current_agent, "savevar");
  mc_AgentVariableSave(mc_current_agent, "another_savevar");
  for(i = 0; i < 10; i++) {
    array_savevar[i] = i*3;
  }
  mc_AgentVariableSave(mc_current_agent, "array_savevar");
  return 0;
}
]]>
        </AGENT_CODE>
        <AGENT_CODE id="2">
          <![CDATA[
#include <stdio.h>
int retvar;
int main()
{

```

Program 12: This XML format illustrates an agent which is currently in the process of migrating with saved data. Note that the agent contains two tasks, and the first task has been completed. This file is a snapshot of the agent as it is in transit from task '0' to task '1'. Note the <DATA> tags which store the three variables referenced by the mc_AgentSaveVariable() function from within the code, storing two integers and an integer array. Note that in general, any data type may be stored, including multi-dimensional arrays.

```
const int *i;
i = (int*)mc_AgentVariableRetrieve(mc_current_agent, "savevar", 0);
if (i==NULL) {
    printf("Variable 'savevar' not found.\n");
} else {
    printf("Variable 'savevar' has value %d.\n", *i);
}
retvar = *i*2;
return 0;
}
    ]]>
    </AGENT_CODE>
    </TASKS>
    </AGENT_DATA>
    </MOBILE_AGENT>
</MESSAGE>
</MOBILEC_MESSAGE>
```

Program 12: (Continued)

Chapter 5

Interface between Binary and Mobile Agent Spaces

An embeddable C/C++ interpreter Ch was chosen to be the AEE in the Mobile-C library to support C/C++ mobile agents. Therefore, in order to access the variables, functions, and data sets in the mobile agent space from the binary space, Ch must be first embedded in the binary space. The function *MC_GetAgentExecEngine()* in Table A.3 returns the AEE associated with a mobile agent to the binary space. Using the AEE returned by *MC_GetAgentExecEngine()*, all of the Embedded Ch functions [12] can be called in a binary C/C++ program to access the variables, functions, and data sets defined in the mobile agent space. The Embedded Ch toolkit also allows mobile agent code to invoke C/C++ functions defined in a binary C/C++ program.

The Embedded Ch toolkit reduces the complexity of heterogeneous development environment for both embedded scripting and applications. With the consistent C/C++ code base, it can significantly reduce the effort in the software development and maintenance. Moreover, with the Embedded Ch toolkit, C/C++ applications can be extended with all the features of Ch including built-in string type for scripting. The Embedded Ch toolkit has a small footprint. The pointer and time deterministic nature of the C language provide a perfect interface with hardware in real-time systems.

5.1 Invoke a Mobile Agent Space Function from Binary Space

This example illustrates how to call a function defined in mobile agent code by using the Mobile-C library and Embedded Ch toolkit. The mobile agent in this example is a persistent agent, which is not removed upon termination of its execution.

The client program shown in Program 13 on the next page starts a Mobile-C agency listening on port 5050 by the function *MC_Initialize()*, and sends a mobile agent to the remote agency running on host *localhost* at port 5051 through the function *MC_SendAgentMigrationMessageFile()*. The filename including the full path of the mobile agent is specified from the standard input.

The mobile agent sent to the remote agency is shown in Program 14 on page 30. The name, owner, source machine of the mobile agent are *mobagent1*, *IEL*, and *localhost:5050*, respectively. The mobile agent is persistent since the flag *persistent* is set to 1 in Program 14. This flag can be set to 0 or removed by a user for a non-persistent mobile agent. The embedded mobile agent code is a simple but complete C program which defines the function *hello()* to be called in the server program.

As shown in Program 15 on page 31, the server program starts a Mobile-C agency listening on port 5051 by the function *MC_Initialize()*, and waits for a mobile agent. The mobile agent named *mobagent1* is found by the function *MC_FindAgentByName()*, and the AEE associated with the mobile agent is obtained by the function *MC_GetAgentExecEngine()*. The variable returned by *MC_GetAgentExecEngine()* is a Ch interpreter of

```

#include <libmc.h>

#include <stdio.h>
#ifdef _WIN32
#include <unistd.h>
#else
#include <windows.h>
#endif

int main(int argc, char *argv[])
{
    /* Init the agency */
    MCAgency_t agency;
    MCAgencyOptions_t options;
    int port=5050;
    int remote_port=5051;

    MC_InitializeAgencyOptions(&options);
    MC_SetThreadOff(&options, MC_THREAD_CP); /* Turn off command prompt */
    agency = MC_Initialize(port, &options);

    /* Note: The third argument of the following function may also be a
       valid IP address in the form of a string. i.e. 192.168.0.1 */
    MC_SendAgentMigrationMessageFile(
        agency,
        "test1.xml",
        "localhost",
        remote_port);
    MC_End(agency);

    return 0;
}

```

Program 13: A program which sends a persistent mobile agent. (demos/persistent_example/client.c)

data type *ChInterp_t*. This variable is the first parameter for all of the Embedded Ch functions. The function *hello()* defined in the mobile agent code is invoked by the Embedded Ch function *Ch_CallFuncByName()*.

There are several different methods to call functions in mobile agent space from the binary space using the Embedded Ch API. Here we describe the function *Ch_CallFuncByName()* used in Program 15. With *Ch_CallFuncByName()*, a function defined in the mobile agent space can be called by its name. The prototype of *Ch_CallFuncByName()* is shown as follows.

```
int Ch_CallFuncByName(ChInterp_t interp, char *name, void *retval, ...);
```

The first argument is an instance of the Ch interpreter. The second argument is a string containing the name of the function to be called. The function name is associated with a function defined in mobile agent code. The third argument is a pointer containing the address of the return value of the called function. If the called function takes any arguments, the arguments should be listed after the third argument, *retval*. *Ch_CallFuncByName()* returns zero on successful execution or non-zero on failure.

The other method of executing the function is through the Mobile-C api function **MC_CallAgentFunc()**. This method is seen in the example program, Program 15.

Figure 5.1 on page 32 shows the output when the binary file *server* compiled from Program 15 was executed. The string generated and the value returned from the function *hello()* were printed to the screen after the Enter key was pressed once the mobile agent had arrived.

```

<?xml version="1.0"?>

<!DOCTYPE myMessage SYSTEM "mobilec.dtd">

<MOBILEC_MESSAGE>
  <MESSAGE message="MOBILE_AGENT">
    <MOBILE_AGENT>
      <AGENT_DATA>
        <NAME>mobagent1</NAME>
        <OWNER>IEL</OWNER>
        <HOME>localhost:5050</HOME>
        <TASKS task="1" num="0">
          <TASK num="0"
            complete="0"
            server="localhost:5051"
            persistent="1"
          >
        </TASK>
      <AGENT_CODE>
        <![CDATA[
#include <stdio.h>
int main()
{
    printf("The sample persistent agent has now arrived.\n");
    return 0;
}

int hello(int a, int b)
{
    printf("Hello!!!\n");
    printf("This text is being generated from within the 'hello()' function!\n");
    printf("I received arguments of value %d %d.\n", a, b);
    return 4;
}

]]>
      </AGENT_CODE>
    </TASKS>
  </AGENT_DATA>
</MOBILE_AGENT>
</MESSAGE>
</MOBILEC_MESSAGE>

```

Program 14: A persistent mobile agent. Agents marked “persistent” are not flushed from the agency after they terminate. (demos/persistent_example/test1.xml)

```

#include <libmc.h>
#include <embedch.h>
#include <stdio.h>

int main(int argc, char *argv[])
{
    MCAgency_t agency;
    MCAgent_t agent;
    ChInterp_t interp;
    int retval;
    MCAgencyOptions_t options;
    int port=5051;

    MC_InitializeAgencyOptions(&options);
    MC_SetThreadOff(&options, MC_THREAD_CP); /* Turn off command prompt */

    /* Init the agency */
    agency = MC_Initialize(
        port,
        &options);

    printf("Please press 'enter' once the sample agent has arrived.\n");
    getchar();
    agent = MC_FindAgentByName(agency, "mobagent1");
    if (agent == NULL) {
        printf("Could not find agent!\n");
        exit(0);
    }
    /* The following execution of code may be performed two different
    ways: The first way, which is commented out in this example,
    involves retrieving the agent's interpreter with
    MC_GetAgentExecEngine() and using the Embedded Ch api to call
    the function. The second method involves using the Mobile-C
    api to call the function. Both of these methods used here produce
    identical results. */
    MC_CallAgentFunc(
        agent,
        "hello",
        &retval,
        2, /* Num Arguments */
        5,
        7 );

    printf("Value of %d was returned.\n", retval);

    MC_End(agency);
    return 0;
}

```

Program 15: A Mobile-C agency. (demos/persistent_example/server.c)


```
$ ./server
Please press 'enter' once the sample agent has arrived.
The sample persistent agent has now arrived.

Hello!!!
This text is being generated from within the 'hello()' function!
I received arguments of value 50 51.
Value of 4 was returned.
$
```

Figure 5.1: Output from the binary server program.

Chapter 6

Extend Mobile-C Functionality to Mobile Agent Space

In order to allow mobile agent code to call user defined routines and access data sets defined in the binary space, as well as control other mobile agents defined in the mobile agent space through the Mobile-C API functions, the Mobile-C functionality has to be extended into the mobile agent space. We integrated Ch with the Mobile-C library to provide access to some Mobile-C functionalities.

Figure 6.1 on page 35 shows how mobile agent code interfaces with the Mobile-C library. When the function *mc_function()* is called in mobile agent code, Ch searches the corresponding interface function *MC_function_chdl()* in the Mobile-C library, and passes arguments to it by calling the function. Subsequently, the interface function *MC_function_chdl()* invokes the target function *MC_function()*, and passes the return value back to the mobile agent space [12].

The prototypes of Mobile-C functions used in the mobile agent space are declared in *agent.c* through an Embedded Ch function, *Ch_DeclareFunc()*. The data type, *MCAgent_t*, used as a parameter or return value by certain Mobile-C functions for the mobile agent space is also defined in *agent.c* by two Embedded Ch functions, *Ch_DeclareVar()* and *Ch_DeclareTypedef()* [12]. Table B.5 on page 186 lists the currently implemented functions for the mobile agent space. Two examples are used to demonstrate the applications and features of the Mobile-C functionality in the mobile agent space.

6.1 Terminate Mobile Agent Execution from Mobile Agent Space

This example demonstrates how to send a mobile agent to terminate the execution of another currently running mobile agent. These two mobile agents belong to independent mobile agent spaces.

The server program used in this example is the same as Program 1 on page 8. The client program is the same as Program 13 on page 29 except that it calls the function *MC_SendAgentMigrationMessageFile()* twice to send out two mobile agents. The first mobile agent sent to the remote agency is *test2.xml* shown in Program 16 on page 36. The execution of the mobile agent code will repeatedly print a string *Hello* to the screen every second. The second mobile agent sent to the remote agency is *test3.xml* shown in Program 17 on page 37. The function *mc_FindAgentByName()* returns a variable of type *MCAgent_t* as a handle to a mobile agent. The mobile agent code embedded in *mobileagent2_ex3.xml* finds a mobile agent named *mobagent1* by the function *mc_FindAgentByName()* and terminates the execution of *mobagent1* by the function *mc_TerminateAgent()*.

6.2 Invoke a Registered Service from Mobile Agent Space

This example demonstrates how to send a mobile agent to invoke a service provided by a persistent mobile agent registered with the DF.

The server program used in this example is the same as Program 1 on page 8. The client program is the same as Program 13 on page 29 except that it calls the function *MC_SendAgentMigrationMessageFile()* three times to send out three mobile agents. The first mobile agent sent to the remote agency is shown in Program 18 on page 38. The execution of the mobile agent code will register two services with the remote DF through the function *mc_RegisterService()*. The two services are *addition* and *subtraction* which provide addition and subtraction of two integers, respectively. These services also refer to the functions defined in the mobile agent code. The function *mc_RegisterService()* takes three parameters. An *MCAgent_t* type variable is the first parameter. A system variable of type *MCAgent_t*, *mc_current_agent*, is used as the first parameter when services for the current mobile agent are registered, as illustrated in Program 18 on page 38. The system variable *mc_current_agent* is declared in *agent.c* using the function *Ch_DeclareVar()* to hold the current mobile agent. An array of pointer to char and an integer are the second and third parameters, respectively. The array holds the name of the services whereas the integer denotes the number of the services to be registered.

The second mobile agent is similar to the first and also registers two services, *multiplication* and *modulus*, which provides multiplication and modulo operation of two integers. This mobile agent can be seen in Program 19 on page 39.

The third mobile agent sent to the remote agency is shown in Program 20 on page 40. The function *mc_SearchForService()* takes five parameters. The first parameter is the name of the service to be found. The second parameter is the address of an array of pointer to char that holds the names of all the mobile agents with the desired service. Likewise, the third parameter is the address of an array of pointer to char that holds the desired service name associated with all the found mobile agents. The fourth parameter is the address of a one-dimensional integer array that holds the IDs of all the mobile agents with the desired service. The last parameter is the address of an integer denoting the number of mobile agents that have been found. In this example, once the search for *addition* service is done, the first mobile agent with this service will be returned by the function *mc_FindAgentByID()* with a parameter as the first element of array *agentIDs*. In this example, the first found mobile agent is *service_provider_1*. The function *addition()* defined in *service_provider_1* will be called through the function *mc_CallAgentFunc()* to perform addition of two integers. Since *mc_CallAgentFunc()* can only pass one argument to the invoked function, the address of a data structure with two integer members is passed to *addition()* in this example. The return value of *addition()* is assigned to the variable *retval*. The string *Result of addition 44 + 45 is 89.* will be printed to the screen at the end.

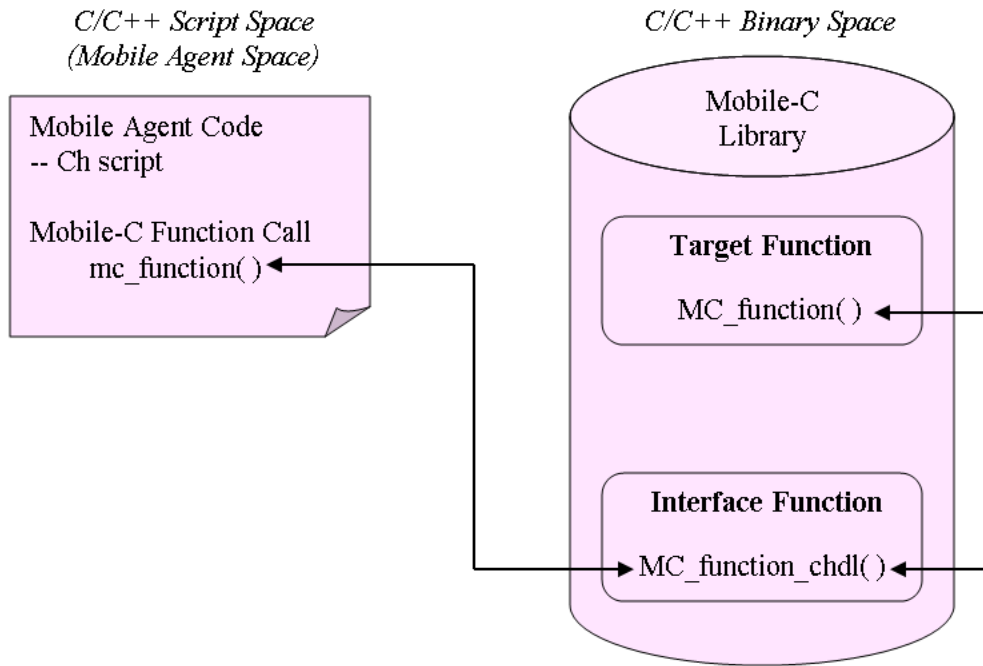


Figure 6.1: Interface of mobile agent code with the Mobile-C library.

```

<?xml version="1.0"?>

<!DOCTYPE myMessage SYSTEM "mobilec.dtd">

<MOBILEC_MESSAGE>
  <MESSAGE message="MOBILE_AGENT">
    <MOBILE_AGENT>
      <AGENT_DATA>
        <NAME>mobagent1</NAME>
        <OWNER>IEL</OWNER>
        <HOME>localhost:5050</HOME>
        <TASKS task="1" num="0">
          <TASK num="0" complete="0" server="localhost:5051">
            <DATA dim="0" name="no-return" >
              </DATA>
            </TASK>
          <AGENT_CODE>
            <![CDATA[
#include <stdio.h>
#include <unistd.h>
int main()
{
    while(1) {
        printf("Hello\n");
        /* Sleep for 1 second */
        usleep(1000000);
    }
    return 0;
}
]]>
          </AGENT_CODE>
        </TASKS>
      </AGENT_DATA>
    </MOBILE_AGENT>
  </MESSAGE>
</MOBILEC_MESSAGE>

```

Program 16: A mobile agent which enters an infinite loop and does not terminate. (demos/persistent.example/test2.xml)

```

<?xml version="1.0"?>

<!DOCTYPE myMessage SYSTEM "mobilec.dtd">

<MOBILEC_MESSAGE>
  <MESSAGE message="MOBILE_AGENT">
    <MOBILE_AGENT>
      <AGENT_DATA>
        <NAME>mobagent3</NAME>
        <OWNER>IEL</OWNER>
        <HOME>localhost:5050</HOME>
        <TASKS task="1" num="0">
          <TASK num="0" complete="0" server="localhost:5051">
            <DATA dim="0" name="no-return" >
              </DATA>
            </TASK>
          </TASKS>
        <AGENT_CODE>
          <![CDATA[
#include <stdio.h>
int main()
{
    MCAgent_t tmp;
    tmp = mc_FindAgentByName("mobagent1");
    printf("Agent mobagent1 is at address %x\n", tmp);
    if (tmp == NULL) {
        printf("Agent not found. Terminating...\n");
        return 0;
    }
    mc_TerminateAgent(tmp);
    return 0;
}

]]>
        </AGENT_CODE>
      </TASKS>
    </AGENT_DATA>
  </MOBILE_AGENT>
</MESSAGE>
</MOBILEC_MESSAGE>

```

Program 17: This agent terminates the execution of the agent in Program 16. (demos/persistent_example/test3.xml)

```

<?xml version="1.0"?>
<!DOCTYPE myMessage SYSTEM "mobilec.dtd">
<MOBILEC_MESSAGE>
  <MESSAGE message="MOBILE_AGENT">
    <MOBILE_AGENT>
      <AGENT_DATA>
        <NAME>service_provider_1</NAME>
        <OWNER>IEL</OWNER>
        <HOME>localhost:5051</HOME>
        <TASKS task="1" num="0">
          <TASK num="0"complete="0" server="localhost:5050" persistent="1" name="no-return">
            </TASK>
          <AGENT_CODE>
            <![CDATA[
#include <stdio.h>

int main() {
  char **services;
  int i;
  services = malloc(sizeof(char*)*2);
  for(i = 0; i < 2; i++) {
    services[i] = malloc(40);
  }
  strcpy(services[0], "addition");
  strcpy(services[1], "subtraction");
  printf("Service provider 1 has arrived.\n");
  printf("I provide addition and subtraction service.\n");
  mc_RegisterService( mc_current_agent, services, 2);
  return 0;
}

int addition(int a, int b) {
  printf("Adding %d and %d...\n", a, b);
  return a + b;
}

int subtraction(int a, int b) {
  printf("Subtracting %d - %d...\n", a, b);
  return a - b;
}

]]>
          </AGENT_CODE>
        </TASKS>
      </AGENT_DATA>
    </MOBILE_AGENT>
  </MESSAGE>
</MOBILEC_MESSAGE>

```

Program 18: Sample agent containing 'addition' and 'subtraction' services. Note that the variable "mc_current_agent" is a special built-in variable described in Table B.3 on page 184. (demos/mc_df_service_test/service_provider_1.xml)

```

<?xml version="1.0"?>
<!DOCTYPE myMessage SYSTEM "mobilec.dtd">
<MOBILEC_MESSAGE>
  <MESSAGE message="MOBILE_AGENT">
    <MOBILE_AGENT>
      <AGENT_DATA>
        <NAME>service_provider_2</NAME>
        <OWNER>IEL</OWNER>
        <HOME>localhost:5051</HOME>
        <TASKS task="1" num="0">
          <TASK num="0" complete="0" server="localhost:5050" persistent="1" name="no-return">
            </TASK>
          <AGENT_CODE>
            <![CDATA[
#include <stdio.h>

int main() {
  char **services;
  int i;
  services = malloc(sizeof(char*)*2);
  for(i = 0; i < 2; i++) {
    services[i] = malloc(40);
  }
  strcpy(services[0], "multiplication");
  strcpy(services[1], "modulus");
  printf("Service provider 2 has arrived.\n");
  printf("I provide multiplication and modulus service.\n");
  mc_RegisterService( mc_current_agent, services, 2);
  return 0;
}

int multiplication(int a, int b) {
  printf("Multiplying %d and %d...\n", a, b);
  return a * b;
}

int modulus(int a, int b) {
  printf("Modulo %d % %d...\n", a, b);
  return a % b;
}

]]>
          </AGENT_CODE>
        </TASKS>
      </AGENT_DATA>
    </MOBILE_AGENT>
  </MESSAGE>
</MOBILEC_MESSAGE>

```

Program 19: Sample agent containing 'multiplication' and 'modulus' services. Note that the variable "mc_current_agent" is a special built-in variable described in Table B.3 on page 184. (demos/mc_df_service_test/service_provider_2.xml)


```

<?xml version="1.0"?>

<!DOCTYPE myMessage SYSTEM "mobilec.dtd">

<MOBILEC_MESSAGE>
  <MESSAGE message="MOBILE_AGENT">
    <MOBILE_AGENT>
      <AGENT_DATA>
        <NAME>mobagent1</NAME>
        <OWNER>IEL</OWNER>
        <HOME>localhost:5051</HOME>
        <TASKS task="1" num="0">
          <TASK num="0" complete="0" server="127.0.0.1:5050">
            </TASK>
        </TASKS>
      <AGENT_CODE>
        <![CDATA[
#include <stdio.h>
int main()
{
    MCAgent_t agent;
    int retval;
    /* Search Return Variables */
    char** agentNames;
    char** serviceNames;
    int *agentIDs;
    int numResults;
    int a, b;

    /* Search for addition service */
    printf("\n\nSearching for addition service.\n");
    mc_SearchForService(
        "addition",
        &agentNames,
        &serviceNames,
        &agentIDs,
        &numResults );
    printf("Done searching.\n");
    if (numResults < 1) {
        printf("No agents with service 'addition' found.\n");
        exit(0);
    }

    /* Just get the first hit */
    printf("Using agent %s for addition.\n", agentNames[0]);
    agent = mc_FindAgentByID(agentIDs[0]);

    a = 44;
    b = 45;
    mc_CallAgentFunc(agent, "addition", &retval, a, b);
    printf("Result of addition %d + %d is %d.\n", a, b, retval);
}
        ]]>
      </AGENT_CODE>
    </MOBILE_AGENT>
  </MESSAGE>
</MOBILEC_MESSAGE>

```

Program 20: Sample agent that searches for and invokes agent services. (demo/mc_df_service_test/test1.xml) (Part 1)

```

/* Now search for multiplication service */
printf("\n\n Searching for Multiplication service...\n");
mc_SearchForService(
    "multiplication",
    &agentNames,
    &serviceNames,
    &agentIDs,
    &numResults );

if (numResults < 1) {
    printf("No agents with service 'multiplication' found.\n");
    exit(0);
}

printf("Using agent %s for multiplication.\n", agentNames[0]);
agent = mc_FindAgentByID(agentIDs[0]);
mc_CallAgentFunc(agent, "multiplication", &retval, a, b);
printf("Result of multiplication %d * %d is %d.\n", a, b, retval);

/* Now lets try to deregister a service */
mc_DeregisterService(
    agentIDs[0],
    serviceNames[0]
);

return 0;
}
    ]]>
    </AGENT_CODE>
</TASKS>
</AGENT_DATA>
</MOBILE_AGENT>
</MESSAGE>
</MOBILEC_MESSAGE>

```

Program 20: (Continued)

Chapter 7

Synchronization Support in the Mobile-C library

In a Mobile-C agency, mobile agents are executed by independent AEEs. A user might also need to design a multi-threaded application where a Mobile-C agency itself is one of the many threads that handle different tasks. The Mobile-C library provides support for synchronization among mobile agents and threads. The synchronization API functions are used to protect shared resources as well as provide a method of deterministically timing the execution of mobile agents and threads.

The internal implementation consists of a linked list of Portable Operating System Interface for UNIX (POSIX) compliant synchronization variables, namely, mutexes, condition variables, and semaphores. Each node in the linked list is a synchronization variable which is assigned or given a unique identification number. The API functions can be called from the binary or mobile agent space to initialize the synchronization variables and access them by their unique identification numbers in the linked list.

A Mobile-C synchronization variable is an abstract variable, initialized by the function *MC_SyncInit()*. Once it has been initialized, it may be used as a mutex, condition variable, or semaphore. No further function calls are necessary to change a generic synchronization variable to one of the types. However, once a synchronization variable is used as a mutex, condition variable, or semaphore, it should not be used again as a different type. For instance, if calls to

```
MC_SyncInit(500);  
MC_MutexLock(500);
```

are made, initializing a synchronization variable with ID “500”, and locking it as a mutex, it should not be then used with any of the condition variable or semaphore functions.

The application of the Mobile-C synchronization mechanism is illustrated by the example below.

7.1 Synchronization in Mobile Agent Space

The Mobile-C library allows synchronization among agents via mutexes, condition variables, and semaphores. Each type of synchronization variable is used for different features. Perhaps the most common and basic of these variables is the mutex.

The client program shown in Program 21 on the next page starts a Mobile-C agency listening on port 5050 and subsequently sends two mobile agents to the remote agency running on host *localhost* at port 5051. The mobile agents are shown in Program 22 on page 44 and Program 23 on page 45. These mobile agents will use a mutex to guard an operation that may not be performed by two agents simultaneously.

```

#include <stdio.h>
#include <libmc.h>
#ifdef _WIN32
#include <windows.h>
#endif
#define WAIT_TIME 2
int main(int argc, char *argv[])
{
    MCAgency_t agency;
    MCAgencyOptions_t options;
    int port=5050;
    int remote_port=5051;

    MC_InitializeAgencyOptions(&options);
    MC_SetThreadOff(&options, MC_THREAD_CP); /* Turn off command prompt */
    agency = MC_Initialize(port, &options);

    printf("Sending sleep agent...\n");
    /* Note: The third argument of the following function may also be a
       valid IP address in the form of a string. i.e. 192.168.0.1 */
    MC_SendAgentMigrationMessageFile(
        agency,
        "sleep.xml",
        "localhost",
        remote_port);
    printf("Sleeping for %d seconds.\n", WAIT_TIME);
#ifdef _WIN32
    sleep(WAIT_TIME);
#else
    Sleep(WAIT_TIME * 1000);
#endif
    printf("Sending wake-up agent...\n");
    /* Note: The third argument of the following function may also be a
       valid IP address in the form of a string. i.e. 192.168.0.1 */
    MC_SendAgentMigrationMessageFile(
        agency,
        "wake.xml",
        "localhost",
        remote_port);
    MC_End(agency);
    return 0;
}

```

Program 21: A program used to send a mobile agent. (demos/agent_mutex_example/mc_client.c)

This example demonstrates the ability of a Mobile-C mutex to protect a resource that may be shared between two agents. Any real or imaginary resource that should not be accessed simultaneously by more than one entity at a time should be guarded by a mutex. The resource may be a shared variable, or something more abstract such as control of a robot arm. If there is only one robot arm, then only one entity, an agent in this case, should be able to control it at a time.

In our particular example, the tasks our agents are going to perform are imaginary. Each task is represented instead by the “sleep()” function and the printing of a message, which causes execution of that particular agent to pause for a time, as if it were performing a task. For our example, we will intentionally cause our agents to collide execution times to demonstrate that our mutex works. Examining our client program, Program 21, we see that we set a two second interval between sending the agents. However, the

```

<?xml version="1.0"?>

<!DOCTYPE myMessage SYSTEM "mobilec.dtd">

<MOBILEC_MESSAGE>
  <MESSAGE message="MOBILE_AGENT">
    <MOBILE_AGENT>
      <AGENT_DATA>
        <NAME>sleep_agent</NAME>
        <OWNER>IEL</OWNER>
        <HOME>localhost:5050</HOME>
        <TASKS task="1" num="0">
          <TASK num="0" complete="0" server="localhost:5051">
            </TASK>
          <AGENT_CODE>
            <![CDATA[
#include <stdio.h>
int main()
{
    int mutex_id;
    printf("Sleep agent has arrived.\n");
    mutex_id = mc_SyncInit(55);
    if (mutex_id != 55) {
        printf("Possible error. Aborting...\n");
        exit(1);
    }
    printf("This is agent 1.\n");
    printf("Agent 1: I am locking the mutex now.\n");
    mc_MutexLock(mutex_id);
    printf("Agent 1: Mutex locked. Perform protected operations here\n");
    printf("Agent 1: Waiting for 5 seconds...\n");
    sleep(5);
    printf("Agent 1: Unlocking mutex now...\n");
    mc_MutexUnlock(mutex_id);

    return 0;
}
]]>
          </AGENT_CODE>
        </TASKS>
      </AGENT_DATA>
    </MOBILE_AGENT>
  </MESSAGE>
</MOBILEC_MESSAGE>

```

Program 22: An agent which uses a mutex while accessing a shared resource. (demos/agent_mutex_example/sleep.xml)

task that each agent tries to perform will be five seconds long. This means that the second agent will arrive while the first agent is in the middle of performing its simulated task. The execution output will demonstrate that the second agent will not begin its task until the first agent is finished.

Semaphores are also used to guard resources in which a limited number of entities may access at a time. Since the behaviour and usage of semaphores are similar to that of a mutex, an example is not provided here. Please see the demo in directory *demos/agent_semaphore_example/* for an example.

Condition variables are also useful in multi-threaded applications in order for threads to sleep and wait

```

<?xml version="1.0"?>

<!DOCTYPE myMessage SYSTEM "mobilec.dtd">

<MOBILEC_MESSAGE>
  <MESSAGE message="MOBILE_AGENT">
    <MOBILE_AGENT>
      <AGENT_DATA>
        <NAME>wake_agent</NAME>
        <OWNER>IEL</OWNER>
        <HOME>localhost:5050</HOME>
        <TASKS task="1" num="0">
          <TASK num="0" complete="0" server="localhost:5051">
            </TASK>
          <AGENT_CODE>
            <![CDATA[
#include <stdio.h>
int main()
{
    int mutex_id;
    mutex_id = 55;
    printf("Agent 2: Has arrived");
    printf("Agent 2: Attempting to lock the mutex...\n");
    mc_MutexLock(mutex_id);
    printf("Agent 2: Mutex locked.\n");
    printf("Agent 2: Perform protected operations here.\n");
    sleep(5);
    mc_MutexUnlock(mutex_id);
    printf("Agent 2: Mutex Unlocked\n");
    mc_SyncDelete(mutex_id);

    return 0;
}

]]>
          </AGENT_CODE>
        </TASKS>
      </AGENT_DATA>
    </MOBILE_AGENT>
  </MESSAGE>
</MOBILEC_MESSAGE>

```

Program 23: An agent which uses a mutex while accessing a shared resource. (demo/agent_mutex_example/wake.xml)

for a signal. Program 24 on the next page illustrates an agent that will sleep on a condition variable immediately after arriving at an agency. Program 25 on page 47 shows an agent that will send a signal to the condition variable the first agent in Program 24 is waiting on, thereby causing the first agent to wake up and continue execution.

7.2 Synchronization Between Binary and Agent Spaces

The synchronization variables initialized using `MC_SyncInit()` are accessible in both agent space and binary space, enabling agents to synchronize with binary threads. Again, all three Mobile-C synchronization variable types: mutexes, condition variables, and semaphores, may be used in both binary and agent space.

```

<?xml version="1.0"?>

<!DOCTYPE myMessage SYSTEM "mobilec.dtd">

<MOBILEC_MESSAGE>
  <MESSAGE message="MOBILE_AGENT">
    <MOBILE_AGENT>
      <AGENT_DATA>
        <NAME>sleep_agent</NAME>
        <OWNER>IEL</OWNER>
        <HOME>localhost:5050</HOME>
        <TASKS task="1" num="0">
          <TASK num="0" complete="0" server="localhost:5051">
            </TASK>
          <AGENT_CODE>
            <![CDATA[
#include <stdio.h>

#define SYNC_ID 55
int main()
{
    int cond_id;
    printf("Sleep agent has arrived.\n");
    cond_id = mc_SyncInit(SYNC_ID);
    if (cond_id != SYNC_ID) {
        printf("Possible error. Aborting...\n");
        exit(1);
    }
    printf("This is the sleep agent.\n");
    printf("I am going to sleep now...\n");
    mc_CondWait(cond_id);
    printf("This is the sleep agent: I am awake now. Continuing...\n");
    mc_SyncDelete(cond_id);

    return 0;
}

]]>
          </AGENT_CODE>
        </TASKS>
      </AGENT_DATA>
    </MOBILE_AGENT>
  </MESSAGE>
</MOBILEC_MESSAGE>

```

Program 24: A sample agent which will immediately sleep on a condition variable after arriving at an agency. (demos/agent_cond_example/sleep.xml)

Referring the example server code in Program 26 on page 48, we show a piece of code where a binary program containing a Mobile-C agency must perform a subroutine involving a shared resource, protecting it with a mutex. The shared resource will be accessible from both the main() binary thread as well as any agents which are residing in the agency. As such, the server code initializes and uses a mutex to protect the shared resource. In our example agent shown in Program 27 on page 49, we see that this agent needs to access the same shared resource, and so it must first lock the mutex before doing so. This example demonstrates that the mutex will prevent both the agent and binary thread from accessing the resource simultaneously

Referring now to Program 28 on page 50 and Program 29 on page 51, we demonstrate the use of Mobile-

```

<?xml version="1.0"?>

<!DOCTYPE myMessage SYSTEM "mobilec.dtd">

<MOBILEC_MESSAGE>
  <MESSAGE message="MOBILE_AGENT">
    <MOBILE_AGENT>
      <AGENT_DATA>
        <NAME>wake_agent</NAME>
        <OWNER>IEL</OWNER>
        <HOME>localhost:5050</HOME>
        <TASKS task="1" num="0">
          <TASK num="0" complete="0" server="localhost:5051">
            </TASK>
          <AGENT_CODE>
            <![CDATA[
#include <stdio.h>

#define SYNC_ID 55
int main()
{
    int cond_id;
    cond_id = SYNC_ID;
    printf("This is the wake agent.\n");
    mc_CondSignal(cond_id);

    return 0;
}
]]>
          </AGENT_CODE>
        </TASKS>
      </AGENT_DATA>
    </MOBILE_AGENT>
  </MESSAGE>
</MOBILEC_MESSAGE>

```

Program 25: A sample agent which will signal a condition variable after arriving at an agency. (demo/agent_cond_example/wake.xml)

C condition variables to synchronize an agent with a binary thread. The binary space thread program shown in Program 28 simply waits on a condition variable. The agent shown in Program 29 signals the binary space thread with a call to *mc_CondSignal()*, causing the binary space thread to run once.

7.3 Mobile-C Execution with Multiple Agencies

Using the Mobile-C library, multiple agencies may be initialized within the same program. This is useful in cases where the agencies may have different AEE configuration properties, privileges, etc. Ch is the chosen AEE of Mobile-C. Functions such as *MC_CopyAgent()* and *MC_AddAgent()* become useful in such cases.

In the example shown in Program 30 on page 52, we demonstrate a program with two agencies, listening on ports 5051 and 5052, respectively. In our simple example, the server simple duplicates every agent arriving to the agency on port 5051 and adds a copy to the agency on port 5052.

Note that the *MC_CopyAgent()* function is necessary here because Mobile-C functions which retrieve agents from agencies only retrieve references to the agents, not copies of the agents. The *MC_CopyAgent()*


```

#include <libmc.h>
#include <stdio.h>
#ifdef _WIN32
#include <windows.h>
#else
#include <unistd.h>
#endif
#define MUTEX_ID 55
int main(int argc, char *argv[])
{
    MCAgency_t agency;
    MCAgencyOptions_t options;
    int i;
    int port=5051;

    MC_InitializeAgencyOptions(&options);

    /* We want _all_ the threads on: EXCEPT, the command prompt thread */
    for (i = 0; i < MC_THREAD_ALL; i++) {
        MC_SetThreadOn(&options, i);
    }
    MC_SetThreadOff(&options, MC_THREAD_CP);

    agency = MC_Initialize(
        port,
        &options);

    MC_SyncInit(agency, MUTEX_ID);
    /* Now, lets perform a simulated task which accesses a shared resource
    * 20 times. */
    for(i = 0; i < 20; i++) {
        printf("C Space: Attempting to lock mutex...\n");
        MC_MutexLock(agency, MUTEX_ID);
        printf("C Space: Mutex Locked. Performing task.\n");
#ifdef _WIN32
        sleep(1);
#else
        Sleep(1000);
#endif
        printf("C Space: Unlocking Mutex...\n");
        MC_MutexUnlock(agency, MUTEX_ID);
        printf("C Space: Mutex Unlocked.\n");
    }

    MC_SyncDelete(agency, MUTEX_ID);
    MC_End(agency);
    return 0;
}

```

Program 26: A sample program with an embedded Mobile-C agency demonstrating the use of a Mobile-C mutex to protect a shared resource. (demos/cspace_mutex_example/mc_server.c)

function performs a deep copy on the agent structure so that it may be used in another agency. Also note that setting the copied agent's status to "MC_WAIT_CH" ensures that it will execute again upon entering the second agency.

```

<?xml version="1.0"?>

<!DOCTYPE myMessage SYSTEM "mobilec.dtd">

<MOBILEC_MESSAGE>
  <MESSAGE message="MOBILE_AGENT">
    <MOBILE_AGENT>
      <AGENT_DATA>
        <NAME>sleep_agent</NAME>
        <OWNER>IEL</OWNER>
        <HOME>localhost:5050</HOME>
        <TASKS task="1" num="0">
          <TASK num="0"complete="0" server="localhost:5051">
            <DATA dim="0" name="no-return" >
              </DATA>
            </TASK>
          <AGENT_CODE>
            <![CDATA[
#include <stdio.h>
int main()
{
  int mutex_id;
  int i;
  printf("This is agent 1.\n");
  for(i = 0; i < 10; i++) {
    printf("Agent: Attempting to lock mutex...\n");
    mc_MutexLock(55);
    printf("Agent: Mutex Locked. Performing protected operations...\n");
    sleep(1);
    printf("Agent: Attempting to unlock mutex...\n");
    mc_MutexUnlock(55);
    printf("Agent: Mutex Unlocked.\n");
  }

  return 0;
}
      ]]>
        </AGENT_CODE>
      </TASKS>
    </AGENT_DATA>
  </MOBILE_AGENT>
</MESSAGE>
</MOBILEC_MESSAGE>

```

Program 27: A sample Mobile-C agent which must perform an action on a shared resource guarded by a Mobile-C mutex. (demos/cspace_mutex_example/agent.xml)

```

#include <libmc.h>
#include <stdio.h>
#ifdef _WIN32
#include <windows.h>
#else
#include <unistd.h>
#endif
#define COND_ID 55

int main(int argc, char *argv[])
{
    MCAgency_t agency;
    MCAgencyOptions_t options;
    int i;
    int port = 5051;
    MC_InitializeAgencyOptions(&options);
    /* We want _all_ the threads on: EXCEPT, the command prompt thread */
    for (i = 0; i < MC_THREAD_ALL; i++) {
        MC_SetThreadOn(&options, i);
    }
    MC_SetThreadOff(&options, MC_THREAD_CP); /* Turn off command prompt */

    agency = MC_Initialize(
        port,
        &options);

    MC_SyncInit(agency, COND_ID);
    /* Let us wait on a condition variable. Every time an agent signals that
    * variable, we will perform some task. */
    while(1) {
        MC_CondWait(agency, COND_ID);
        printf("C space: I am awake! Performing some task.\n");
        MC_CondReset(agency, COND_ID);
    }

    MC_MainLoop(agency);
    return 0;
}

```

Program 28: An example server containing a thread which will run once each time it is signalled by another thread or by an agent. (demos/cspace_cond_example/mc_server.c)

```

<?xml version="1.0"?>

<!DOCTYPE myMessage SYSTEM "mobilec.dtd">

<MOBILEC_MESSAGE>
  <MESSAGE message="MOBILE_AGENT">
    <MOBILE_AGENT>
      <AGENT_DATA>
        <NAME>agent</NAME>
        <OWNER>IEL</OWNER>
        <HOME>localhost:5050</HOME>
        <TASKS task="1" num="0">
          <TASK num="0" complete="0" server="localhost:5051">
            <AGENT_CODE>
              <![CDATA[
#include <stdio.h>
#define COND_ID 55
int main()
{
    int i;
    printf("This is agent 1.\n");
    for(i = 0; i < 5; i++) {
        printf("Agent: Perform some task here.\n");
        sleep(2);
        printf("Agent: signal C space for followup action.\n");
        mc_CondSignal(COND_ID);
        sleep(1);
    }

    return 0;
}

]]>
            </AGENT_CODE>
          </TASKS>
        </AGENT_DATA>
      </MOBILE_AGENT>
    </MESSAGE>
  </MOBILEC_MESSAGE>

```

Program 29: A sample agent which signals a condition variable. (demos/cspace_cond_example/agent.xml)

```

#include <libmc.h>
#include <stdio.h>
#ifdef _WIN32
#include <windows.h>
#else
#include <unistd.h>
#endif
int main(int argc, char *argv[])
{
    MCAgency_t agency1;
    MCAgency_t agency2;
    MCAgencyOptions_t options;
    int i;
    int port1 = 5051;
    int port2 = 5052;

    MCAgent_t agent;
    MCAgent_t agent_copy;

    MC_InitializeAgencyOptions(&options);

    /* We want _all_ the threads on: EXCEPT, the command prompt thread */
    for (i = 0; i < MC_THREAD_ALL; i++) {
        MC_SetThreadOn(&options, i);
    }
    MC_SetThreadOff(&options, MC_THREAD_CP); /* Turn off command prompt */

    agency1 = MC_Initialize(
        port1,
        &options);
    agency2 = MC_Initialize(
        port2,
        &options);

    while(1) {
        agent = MC_WaitRetrieveAgent(agency1);
        MC_CopyAgent(&agent_copy, agent);
        MC_SetAgentStatus(agent_copy, MC_WAIT_CH);
        MC_AddAgent(agency2, agent_copy);
        MC_ResetSignal(agency1);
    }

    return 0;
}

```

Program 30: An example program containing two Mobile-C agencies. The program copies agents arriving at the agency on port 5051 to the agency at port 5052.(demos/multiple_agency_example/mc_server.c)

Chapter 8

Mobile-C FIPA Compliant ACL Messages

Mobile-C has the ability to send and receive FIPA compliant agent communication language (ACL) messages. More information about FIPA, the Foundation for Intelligent Physical Agents, may be found at <http://www.fipa.org>. This functionality allows Mobile-C agent to communicate with each other, as well as with agents from other agencies that are also FIPA compliant. Demos of communication with JADE agents may be found in the directories `demos/jade_to_mc_example` and `demos/mc_to_jade_example`.

8.1 Constructing and Sending an ACL Message

The general process for constructing an ACL message involves filling out required portions of an ACL message structure of type `struct fipa_acl_message_s` and passing the message to the `mc_AclSend()` function. A number of helper functions exist in order to simplify the process of allocating memory and setting certain fields of the `acl` message. The entire process can be seen in the example shown in Program 31 on the following page. In this example, various ACL helper functions are used to flesh out the ACL message. Among these are:

- `mc_AclSetPerformative`: Set the FIPA performative of the message. See Program 33 for a complete listing of valid FIPA performative enumerations.
- `mc_AclSetSender`: Sets the 'sender' field of the message.
- `mc_AclAddReceiver`: Adds addresses to the 'receiver' field of the message.
- `mc_AclSetContent`: Sets the 'content' field of an ACL message.

8.2 Receiving an ACL Message

Every agent residing on a Mobile-C agency has a mailbox allocated to it. At any time, the agent may check the mailbox for new ACL messages, or an agent may choose to wait on an empty mailbox until a new message arrives. These two tasks are done by the functions `mc_AclRetrieve()` and `mc_AclWaitRetrieve()`, respectively. An example of an agent waiting for and receiving a message may be seen in Program 32 on page 56. In the aforementioned program, the agent uses the function `mc_AclWaitRetrieve()` to block until receiving a new message. Once a new message is received, the agent prints the message's sender and content. After performing these tasks, the agent generates a reply message using the function `mc_AclReply()`, fills out the 'sender' and 'content' fields using the `mc_AclSetSender()` and `mc_AclSetContent` functions, respectively, and sends the message.

```

<?xml version="1.0"?>

<!DOCTYPE myMessage SYSTEM "mobilec.dtd">

<MOBILEC_MESSAGE>
  <MESSAGE message="MOBILE_AGENT">
    <MOBILE_AGENT>
      <AGENT_DATA>
        <NAME>mobagent2</NAME>
        <OWNER>IEL</OWNER>
        <HOME>localhost:5050</HOME>
        <TASKS task="1" num="0">
          <TASK num="0" complete="0" server="localhost:5052">
            </TASK>
          <AGENT_CODE>
            <![CDATA[
//#include <stdio.h>
#ifndef _WIN32_
#pragma package "/usr/local/ch/package/chmobilec"
#else
#pragma package "C:\\ch\\package\\chmobilec"
#endif

#include <math.h>
#include <fipa_acl.h>
int main()
{
    fipa_acl_message_t* message;

    printf("\n%s: Arried at %s\n", mc_agent_name, mc_agent_address);

    printf("\n%s: Creating new ACL message.\n", mc_agent_name);
    message = mc_AclNew();
    mc_AclSetPerformative(message, FIPA_INFORM );
    mc_AclSetSender(message, mc_agent_name, mc_agent_address);
    mc_AclAddReceiver(message, "mobagent1", "http://localhost:5051/acc" );

    mc_AclSetProtocol(message, FIPA_PROTOCOL_CONTRACT_NET);
    mc_AclSetConversationID(message, "cn1");
    mc_AclSetContent(message, "Content from mobagent2" );

    printf("%s: sending ACL message...\n");
    mc_AclSend(message);
    mc_AclDestroy(message);

    /* Now wait for a message to come back */
    printf("%s: Waiting for a message.\n", mc_agent_name);
    message = mc_AclWaitRetrieve(mc_current_agent);

    printf("%s: Received a message from %s.\n", mc_agent_name, message->sender->name);

```

Program 31: A sample agent which sends a FIPA compliant ACL message to a second agent, 'mobagent1', which resides on a different agency, 'localhost:5051'. (Part 1)

```
printf("\tContent is '%s'.\n", message->content->content);
printf("\tProtocol is '%d'.\n", message->protocol);
printf("\tConverationID is '%s'.\n", message->conversation_id->content.string->content);

mc_AclDestroy(message);
return 0;
}
    ]]>
    </AGENT_CODE>
</TASKS>
</AGENT_DATA>
</MOBILE_AGENT>
</MESSAGE>
</MOBILEC_MESSAGE>
```

Program 31: (Continued)


```

<?xml version="1.0"?>

<!DOCTYPE myMessage SYSTEM "mobilec.dtd">

<MOBILEC_MESSAGE>
  <MESSAGE message="MOBILE_AGENT">
    <MOBILE_AGENT>
      <AGENT_DATA>
        <NAME>mobagent1</NAME>
        <OWNER>IEL</OWNER>
        <HOME>localhost:5050</HOME>
        <TASKS task="1" num="0">
          <TASK num="0" complete="0" server="localhost:5051">
            </TASK>
          </TASKS>
        <AGENT_CODE>
          <![CDATA[
//#include <stdio.h>
#ifdef _WIN32_
#pragma package "/usr/local/ch/package/chmobilec"
#else
#pragma package "C:\\ch\\package\\chmobilec"
#endif

#include <math.h>
#include <fipa_acl.h>
int main()
{
    fipa_acl_message_t* message;
    fipa_acl_message_t* reply;

    printf("\n%s: Arrived at %s.\n", mc_agent_name, mc_agent_address);

    printf("%s: Waiting for a message.\n", mc_agent_name);
    message = mc_AclWaitRetrieve(mc_current_agent);

    printf("%s: Received a message from %s.\n", mc_agent_name, message->sender->name);
    printf("\tContent is '%s'.\n", message->content->content);
    printf("\tProtocol is '%d'.\n", message->protocol);
    printf("\tConverationID is '%s'.\n", message->conversation_id->content.string->content);

    printf("%s: Generating a reply message.\n", mc_agent_name);
    reply = mc_AclReply(message);
    mc_AclSetPerformative(reply, FIPA_INFORM );
    mc_AclSetSender(reply, mc_agent_name, mc_agent_address);
    mc_AclSetContent(reply, "Reply from mobagent1." );

    printf("%s: Sending message...\n", mc_agent_name);
    mc_AclSend(reply);

    mc_AclDestroy(message);

```

Program 32: A sample agent which waits on its mailbox until it receives a message. Upon receiving the message, the agent prints the 'contents' portion of the message. (Part 1)

```

    mc_AclDestroy(reply);
    return 0;
}
    ]]>
    </AGENT_CODE>
    </TASKS>
    </AGENT_DATA>
    </MOBILE_AGENT>
    </MESSAGE>
</MOBILEC_MESSAGE>

```

Program 32: (Continued)

```

enum fipa_performative_e
{
    FIPA_ERROR=-1,
    FIPA_ZERO,
    FIPA_ACCEPT_PROPOSAL,
    FIPA_AGREE,
    FIPA_CANCEL,
    FIPA_CALL_FOR_PROPOSAL,
    FIPA_CONFIRM,
    FIPA_DISCONFIRM,
    FIPA_FAILURE,
    FIPA_INFORM,
    FIPA_INFORM_IF,
    FIPA_INFORM_REF,
    FIPA_NOT_UNDERSTOOD,
    FIPA_PROPOGATE,
    FIPA_PROPOSE,
    FIPA_PROXY,
    FIPA_QUERY_IF,
    FIPA_QUERY_REF,
    FIPA_REFUSE,
    FIPA_REJECT_PROPOSAL,
    FIPA_REQUEST,
    FIPA_REQUEST_WHEN,
    FIPA_REQUEST_WHENEVER,
    FIPA_SUBSCRIBE
};

```

Program 33: Fipa Performative Enumerations.

8.3 Communication With Other FIPA Compliant Agent Systems

This section provides some brief examples regarding communication between Mobile-C and other FIPA compliant agent systems.

8.3.1 Example: Receiving a message from a JADE agent

The following section contains details regarding an example where a Mobile-C agent receives a message from a JADE agent. This example is included to provide a brief overview of how FIPA ACL communication operates between Mobile-C agencies and JADE agencies.

Start a Mobile-C Agency

The first step in the example is to start a Mobile-C agency and a suitable agent to wait for a message. An example agency which performs these tasks may be found in the directory `demos/jade_to_mc_example/`. To start the agency, simply go to the directory and execute the server with the command

```
./server
```

The server will start and load the sample agent named “mobagent1” in one step, which should produce the following output (or similar):

```
Mobile-C Started
```

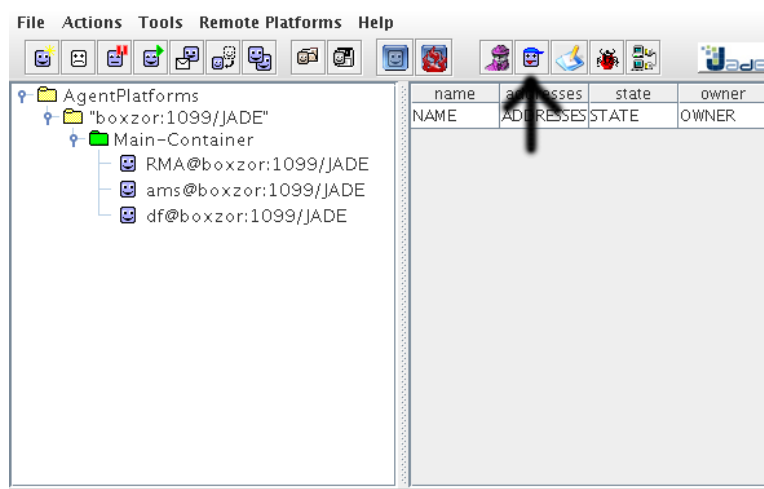
```
MobileC > This is mobagent1 from the agency at port 5050.  
Now, I am going to wait until I receive a message. Waiting...
```

Create a JADE container

The next step is to start a JADE agency. Instructions on how to obtain and install JADE may be found at the website <http://jade.tilab.com>. Once JADE is installed, use the command

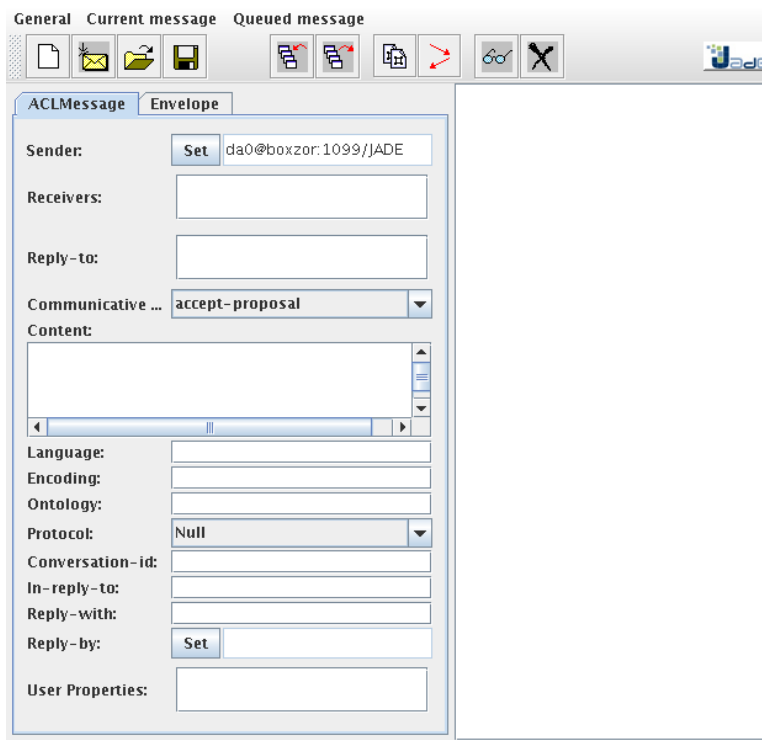
```
java jade.Boot -gui
```

to start a JADE container. Note that the command may vary across systems depending on your java distribution and system setup. This command should produce a window similar to the following:



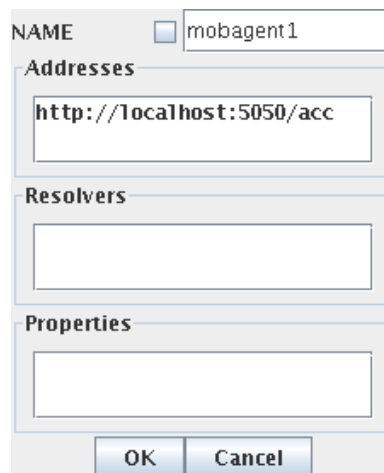
Start a JADE dummy agent

The next step is to start a “dummy” agent by clicking on the button indicated by the large arrow in the previous figure. This should produce a second window which should resemble the following image.

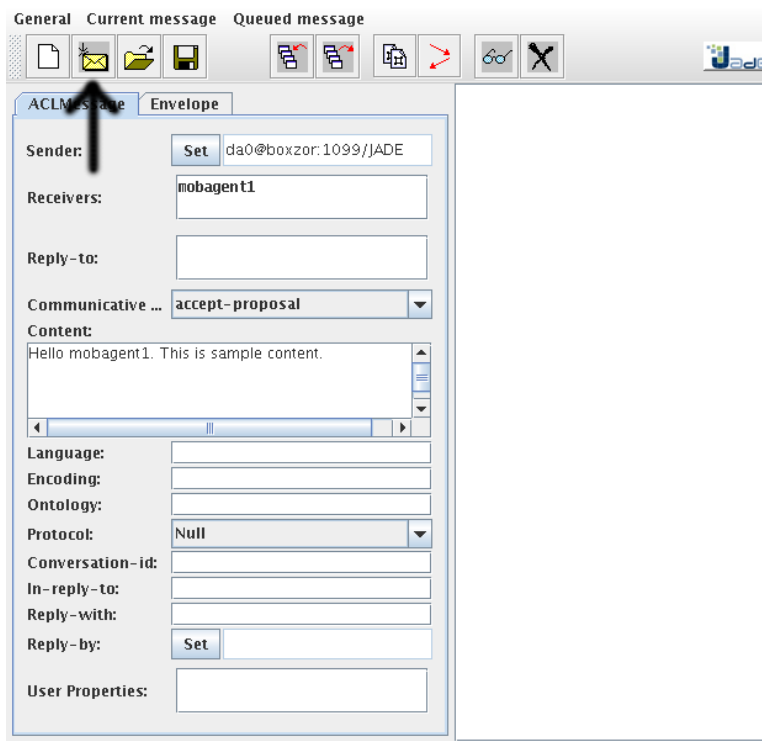


Send a message to Mobile-C

There are several fields in this empty ACL message that need to be set before the message will be successfully passed to our Mobile-C agent. The first field to fill out is the *Receivers*, which indicates the recipients for our message. We wish for our Mobile-C agent “mobagent1” to be our sole recipient. Add “mobagent1” by right-clicking on the *Receivers* textbox and selecting the Add option. Fill out the box as shown in the following image:



After setting the receiver, the rest of the message may be set to whatever is desired. For this example, our sample message may be seen on the following image.



Once your desired message parameters are in place, click on the “Send Message” button indicated by the arrow in the previous figure. The message will be sent to the agent waiting at the Mobile-C agency that was previously started. The agent should receive the message and produce the following output:

```
mobagent1 Got a message!  
Message is from da0@boxzor:1099/JADE  
The content is Hello mobagent1. This is sample content.  
This indicates that mobagent1 has successfully received the message from JADE.
```

8.3.2 Example: Sending a message from Mobile-C to JADE

This example illustrates a Mobile-C agent sending an ACL message to a JADE agent. The example will be presented in a step by step fashion and all files may be found in the directory `demos/mc_to_jade_example/`.

Start a JADE container with a “PingAgent” agent

The first step is to start a JADE container with a responsive agent. In this example, we will use a demo “PingAgent” agent which is provided with JADE. The agent source code may be found in the JADE subdirectory `jade/src/examples/PingAgent/PingAgent.java`. After installing JADE, run the command

```
java jade.Boot pingme:examples.PingAgent.PingAgent
```

from the `jade/src/` directory to start a JADE main container and invoke an agent of type “PingAgent” named “pingme”. The “PingAgent” agent contains a behaviour which receives messages and replies with a standard reply message. The “PingAgent” expects incoming messages to have a performative of “query-ref”, and for the content field to contain the text “ping”.

Start a Mobile-C agency with a sender agent

A Mobile-C agency and agent for use in the example has already been created and reside in the directory `demos/mc_to_jade_example/`. After compiling Mobile-C and the Mobile-C demos, simply go to the directory and run the 'client' executable.

```
./client
```

The executable will automatically start a Mobile-C agency and load an agent named "mobagent1". The agent is programmed to send an ACL message to "pingme" at the local JADE container and wait for a response message. Upon receiving the response, the agent will print the contents of the response message. The Mobile-C agent output should look something like

```
Mobile-C Started
Sending agent to self...
Done.
mobagent2 Creating new ACL message...
mobagent2 sending ACL message...
Received a message from pingme@boxzor:1099/JADE.
Content is 'alive'.
```

Chapter 9

Mobile-C Security Module

The Mobile-C package (version 1.10.@@) includes a security module. This security module is intended to provide secure migration process of mobile agents and ACL messages from one agency to another. Before the migration process, both agencies must authenticate each other successfully. After that, an encrypted mobile agent is transferred and its integrity is verified at the receiver side. The security module helps guard against man-in-the-middle attacks and eavesdropping, and provides a strong authentication of the agencies involved in the migration process.

9.1 Security Module Architecture and Overview

The Mobile-C security module is inspired by the SSH protocol. When a security-enabled agency attempts to contact another agency for the migration of a mobile agent or an ACL message, both agencies must authenticate each other before the migration process. A successful authentication creates a trust between the two agencies.

Each security-enabled agency must contain a *known_host* file and a pair of private (*rsa_priv*) and public (*rsa_pub*) key files. These files are provided to each agency by the administrator at startup time. The *known_host* file contains the host name and public key of each agency in the network, as an identifier. By default, each agency trusts all the agencies that are listed in the *known_host* file. The *rsa_priv* and *rsa_pub* key files contains the private and public key of the agency.

9.2 Enabling the Security Module

The configuration options need to be changed in order for the module to be built and used are below.

9.2.1 Enabling the Security Module in Unix

In a Unix environment, a configuration option needs to be stated during the configuration process. The new configuration step will be the command

```
./configure --enable-security
```

instead of the old

```
./configure
```

9.2.2 Enabling the Security Module in Windows

For Windows, below is the line that needs to be comment out in the file “[MobileC_HOME]/src/winconfig.h”.

```
#define MC_SECURITY 1
```

9.2.3 Further Instructions

If the private key file is used in encrypted form then option needs to be turned on. The following C code snippet will start a security-enabled agency listening on port 5050.

```
MCAgency_t agency;
MC_AgencyOptions_t options;
MC_InitializeAgencyOptions(&options);
strcpy(options.passphrase, "alpha1234");
agency = MC_Initialize(5050, &options);
```

See more about the MC_AgencyOptions_t type at the description of the MC_Initialize() function in Appendix A on page 139.

9.3 Preparation to Run Security Enabled Agency

Before running a Mobile-C agency with the security option, the following files are required.

1. A known host file (*known_host*)
2. A pair for public (*rsa_pub*) and private (*rsa_priv*) key files

are required to be created. These are *known_host* file and *private key* file. A small utility source program

```
[MobileC-SRC_HOME]/src/util/mc_keygen.c
```

is provided with the Mobile-C library to create a pair of public and private key files for an agency. When you make the Mobile-C library the executable for this source program can be found in

```
[Mobile-C_HOME]/bin/mc_keygen
```

It is required to create a separate pair of public and private key file for each agency. That means if there are *n* agencies in a network then *n* number of public and private key file pairs are required. The private key files can be created in plaintext or encrypted form. Details can be found in section 9.3.1. The known host file needs to be built manually after creating public and private key files.

9.3.1 Generating Key Files

A utility program **mc_genkey** (*[MobileC-Home]/bin/mc_genkey*) is used to create public and private key files. This utility program can create a private key in plain text or cipher text. To generate the key files with private key in plain text, you can execute the **mc_genkey** as


```
./mc_genkey -rsakeys -pt
Seeding the random number generator
Generating the RSA key [ 1024-bit ]
Exporting public key in rsa_pub
Exporting the private key in rsa_priv
Done.
Key generated.
```

where *-pt* means to generate private key in plain text. Similarly,

```
./mc_genkey -rsakeys -en
Enter Passphrase (A-Z, a-z, 0-9)to encrypt privatekey file
(remember your passphrase otherwise encrypted private key file is useless)
> alpha1234
```

```
Seeding the random number generator
Generating the RSA key [ 1024-bit ]
Exporting public key in rsa_pub
Exporting the private key in rsa_priv
encrypted.
done.
keys generated.
```

would generate the private key in encrypted form, where *en* stands for encryption. Here we a passphrase (*alpha1234*) is provided to encrypt the private key file. With this option it prompts for the passphrase that is used to encrypt the rsa private key. Here we entered a passphrase (*alpha1234*) to encrypt the private key file. You can enter a string maximum upto 32 bytes in length consisting of small or capital alphabet and/or 1-9 digits. The same passphrase is required by the Mobile-C agency to decrypt the private key file. With both options, it generates the public key file in plain text. The output file names are *rsa_pub* for public key and *rsa_priv* for private key.

9.3.2 Known Host File

After creating the key files for all the agencies in a network the *known_host* file needs to be created manually. The sample *known_host* file is shown in Figure 9.1. To proceed, create a file using a text editor with name *known_host*. Type the name of the first agency (as shown *Host Name* in Figure 9.1) and copy its public key from *rsa_pub* file. Insert the record separation character # and type the same for second agency and continue. Make sure that the name for the *known_host* file is "*known_host*". After creating the *known_host* file, copy the *known_host* file to each agency and the *rsa_priv* file on the respective agencies (the same directory from where you will run the Mobile-C agency). Public and private key files are always created as a pair this means that any text encrypted with the public key can only be decrypted with the corresponding (paired) private key. Therefore, please make sure that the copied private key (*rsa_priv*) to an agency must correspond to the public key that is mentioned in front of the name of this agency in *known_host* file.

9.4 Examples – Mobile-C Security

A Mobile-C security enable agency can be executed with encrypted or plaintext private key. When you execute a Mobile-C agency it will look for private key file named *rsa_priv* in the current directory. If the private key is encrypted and the passphrase is not provided in Mobile-C agency C program then it

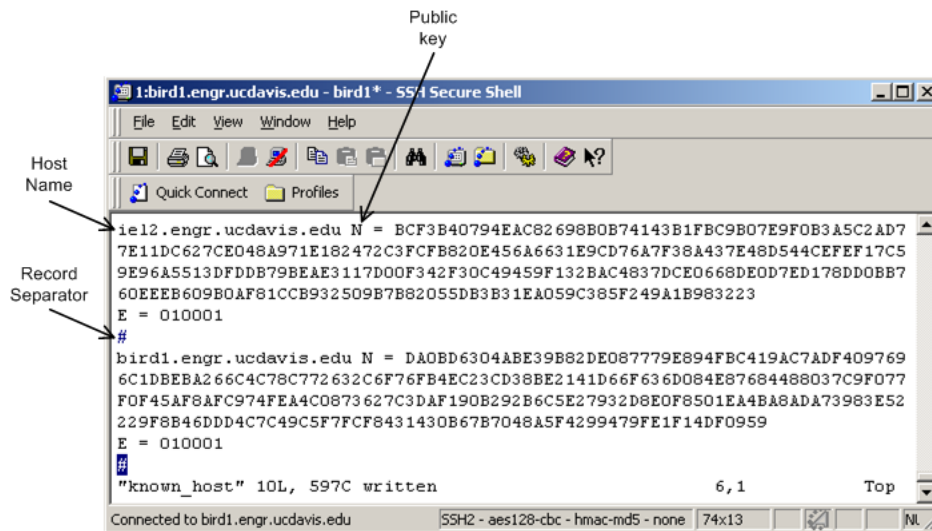


Figure 9.1: A sample known host file.

will prompt for the passphrase. `[Mobile-C_HOME]/demos/` contains two demos (`hello_world_secure` and `multi_task_example_secure`) that uses private key in plain text.

Please note that for `hello_world_secure` demo, the private and public key pair is same for client and server, that is both the client and server program run on the same machine (`iel2.engr.ucdavis.edu`). To run the demo in your machine, you to write the name of your machine in `known_host` file and the mobile agent file (`test1.xml`)

To run client and server agencies on the two different machines, you need to create a pair of public and private keys (see section 9.3.1) and that is for the second machine. The first agency can use the already created key files that are provided with demos. After creating the key files, edit the `known_host` file by including the name of other machine and newly created public key from file (`rsa_priv`), for details see section 9.3.2. Also copy the newly generated private key file (`rsa_priv`) and updated `known_host` file on the other machine in the same directory from where Mobile-C agency will be executed. Now start the server program and then the client program.

Please note that when you build the demos, the executable files (`client` and `server`) for demo `hello_world_secure` are in directories `hello_world_secure/client` and `hello_world_secure/server` respectively. Similarly, the executable files (`client`, `server1` and `server2`) for demo `multi_task_example_secure` are in directories `multi_task_example_secure/client`, `multi_task_example_secure/server1` and `multi_task_example_secure/server2` respectively.

Each agency uses a separate `known_host`, public(`rsa_pub`) and private key `rsa_priv` pair files.

The programs 34 and 35 show `hello_world_secure` server and client code respectively. Please note that the `MC_AgencyOptions_t` is required only if the private key file is encrypted. Since both programs use the private key file (`rsa_priv`) in plaintext so `MC_AgencyOptions_t` is NULL in `MC_Initialize` function.

If you generate the private key file (`rsa_priv`) in encrypted form (see section 9.3.1) then the Mobile-C agency requires the same passphrase to decrypt its private key that you have entered to encrypted this file. In this case `MC_AgencyOptions_t` should not be NULL. It is a possible that passphrase would not be provided in the code. That is, this code can be run if `strcpy(options.passphrase, "xxx");` is commented out. In this case, if the private key is encrypted the Mobile-C agency would prompt to enter passphrase at startup otherwise not.

```

#include <stdio.h>
#include <libmc.h>
#ifdef _WIN32
#include <windows.h>
#endif

int main(int argc, char *argv[])
{
    MCAgency_t agency;
    int local_port = 5126;
    //unsigned char passphrase[] = "alpha1234";
    MCAgencyOptions_t options;

    MC_InitializeAgencyOptions(&options);
    strcpy(options.passphrase, "alpha1234");

    agency = MC_Initialize(local_port, &options);

    MC_MainLoop(agency);

    MC_End(agency);
    return 0;
}

```

Program 34: A sample server side code for security enable agency (*../demos/hello_world_secure/server.c*)

```

#include <stdio.h>
#include <stdlib.h>
#include <libmc.h>
#include <string.h>

int main(int argc, char *argv[])
{
    MCAgency_t agency;
    MCAgencyOptions_t options;
    int port=5125;
    int remote_port = 5126;
    char remote_host[] = "localhost";

    MC_InitializeAgencyOptions(&options);
    strcpy( options.passphrase, "alpha1234");

    MC_SetThreadOff(&options, MC_THREAD_CP); /* Turn off command prompt */
    agency = MC_Initialize(port, &options);
    /* Note: The third argument of the following function may also be a
       valid IP address in the form of a string. i.e. 192.168.0.1 */
    printf("Sending agent...");
    MC_SendAgentMigrationMessageFile(agency,
        "test1.xml",
        remote_host,
        remote_port);
    printf(" Done.\n");
    MC_End(agency);
    exit(0);
}

```

Program 35: A sample client side code for security enable agency (*../demos/hello_world_secure/client.c*)

Bibliography

- [1] V. Kumar, A. Grama, A. Gupta, and G. Karypis, *Introduction to Parallel Computing: Design and Analysis of Algorithms*. Reading, MA: Addison-Wesley, 1994.
- [2] U. Manber, *Introduction to Algorithms - A Creative Approach*. Reading, MA: Addison-Wesley, 1989.
- [3] J. L. Adler and V. J. Blue, “A Cooperative Multi-Agent Transportation Management and Route Guidance System,” *Research Part C - Emerging Technologies*, Vol. 10, No. 5-6, pp. 433–454, 2002.
- [4] A. Fuggetta, G. P. Picco, and G. Vigna, “Understanding Code Mobility,” *IEEE Transactions on Software Engineering*, Vol. 24, No. 5, pp. 342–361, 1998.
- [5] B. Chen, “Runtime Support for Code Mobility in Distributed Systems.” Department of Mechanical and Aeronautical Engineering, University of California, Davis, Ph.D. dissertation, 2005.
- [6] B. Chen and H. H. Cheng, “A Run-Time Support Environment for Mobile Agents,” in *Proc. of ASME/IEEE International Conference on Mechatronic and Embedded Systems and Applications*, No. DETC2005-85389, Long Beach, California, 2005.
- [7] B. Chen, H. H. Cheng, and J. Palen, “Mobile-C: a Mobile Agent Platform for Mobile C/C++ Agents,” *Software-Practice & Experience*, Vol. 36, No. 15, pp. 1711–1733, December 2006.
- [8] Mobile-C: A Multi-Agent Platform for Mobile C/C++ Code, <http://www.mobilec.org>.
- [9] H. H. Cheng, “Scientific Computing in the Ch Programming Language,” *Scientific Programming*, Vol. 2, No. 3, pp. 49–75, Fall 1993.
- [10] —, “Ch: A C/C++ Interpreter for Script Computing,” *C/C++ User’s Journal*, Vol. 24, No. 1, pp. 6–12, Jan. 2006.
- [11] *Ch — an Embeddable C/C++ Interpreter*, <http://www.softintegration.com>.
- [12] *Embedded Ch*, SoftIntegration, Inc., http://www.softintegration.com/products/sdk/embedded_ch/.

Appendix A

Mobile-C API in the C/C++ Binary Space

The header file **libmc.h** defines all the data types, macros and function prototypes for the Mobile-C library. The header file is used in the C/C++ binary space.

Table A.1: Data types defined in **libmc.h**.

Data Type	Description
MCAgency_t	A handle containing information of an agency.
MCAgent_t	A handle containing information of a mobile agent.
MCAgencyOptions_t	A structure containing information about which thread(s) to be activated and the default agent status specified by a user.

Table A.2: Macros defined in **libmc.h**.

Macro	Description
enum MC_ThreadIndex_e	
MC_THREAD_AI	Identifier for agent initializing thread.
MC_THREAD_AM	Identifier for agent managing thread.
MC_THREAD_CL	Identifier for connection listening thread.
MC_THREAD_MR	Identifier for message receiving thread.
MC_THREAD_MS	Identifier for message sending thread.
MC_THREAD_CP	Identifier for command prompt thread.
MC_THREAD_ALL	Identifier for all threads.
enum MC_Signal_e	
MC_RECV_CONNECTION	Signal activated after an agency accepts a connection.
MC_RECV_MESSAGE	Signal activated after an agency receives an ACL message.
MC_RECV_AGENT	Signal activated after an agency receives a mobile agent.
MC_RECV_RETURN	Signal activated after an agency receives return data from a completed mobile agent.
MC_EXEC_AGENT	Signal activated after a mobile agent is executed.
MC_ALL_SIGNALS	Signal activated after any of the above four events occurs.
enum MC_AgentType_e	
MC_REMOTE_AGENT	Identifier for a remote mobile agent.
MC_LOCAL_AGENT	Identifier for a local mobile agent.
MC_RETURN_AGENT	Identifier for a return mobile agent.
enum MC_AgentStatus_e	
MC_WAIT_CH	Value indicating a mobile agent is waiting to be executed.
MC_WAIT_MESSGSEND	Value indicating a mobile agent is waiting to be exported to another agency.
MC_AGENT_ACTIVE	Value indicating a mobile agent is being executed.
MC_AGENT_NEUTRAL	Value indicating a mobile agent is waiting for an unspecified reason.
MC_AGENT_SUSPENDED	Value indicating a mobile agent is being suspended.
MC_WAIT_FINISHED	Value indicating a mobile agent has been executed and is waiting to be removed.

MC_AclAddReceiver()

Synopsis

```
#include <libmc.h>
```

```
int MC_AclAddReceiver(fipa_acl_message_t* acl, const char* name, const char* address );
```

Purpose

Add a receiver to the ACL message.

Return Value

Returns 0 on success or non-zero on failure.

Parameters

- acl* An initialized ACL message.
- name* Sets the name of the receiver.
- address* Sets the address of the receiver.

Description

This function is used to add a receiver to an ACL message. This function may be called multiple times on an ACL message. each time this function is called, a new receiver is appended to the list of intended receivers for the ACL message.

Example

```
<?xml version="1.0"?>

<!DOCTYPE myMessage SYSTEM "mobilec.dtd">

<MOBILEC_MESSAGE>
  <MESSAGE message="MOBILE_AGENT">
    <MOBILE_AGENT>
      <AGENT_DATA>
        <NAME>mobagent2</NAME>
        <OWNER>IEL</OWNER>
        <HOME>localhost:5050</HOME>
        <TASKS task="1" num="0">
          <TASK num="0" complete="0" server="localhost:5052">
            </TASK>
        </TASKS>
        <AGENT_CODE>
          <![CDATA[
//#include <stdio.h>
#ifdef _WIN32_
#pragma package "/usr/local/ch/package/chmobilec"
#else
#pragma package "C:\\ch\\package\\chmobilec"
#endif

#include <math.h>
#include <fipa_acl.h>
int main()
{
    fipa_acl_message_t* message;
```


Table A.3: Functions in the C/C++ binary space.

Function	Description
MC_AclAddReceiver()	Add a receiver to an ACL message.
MC_AclAddReplyTo()	Add a reply-to address to an ACL message.
MC_AclNew()	Allocate a new FIPA ACL message.
MC_AclPost()	Post a FIPA ACL message to an agent's mailbox.
MC_AclReply()	Allocate a new FIPA ACL message automatically addressed to the sender of a previous message.
MC_AclRetrieve()	Retrieve an ACL message from an agent's mailbox.
MC_AclSetContent()	Set the content of an ACL message.
MC_AclSetPerformative()	Set the performative of an ACL message.
MC_AclSetSender()	Set the sender of an ACL message.
MC_AclWaitRetrieve()	Wait for a message to arrive at an agent's mailbox.
MC_AddAgent()	Add a mobile agent into an agency.
MC_AddStationaryAgent()	Add a mobile agent into an agency.
MC_Barrier()	Block until all agents in an agency have called this function.
MC_BarrierDelete()	Delete a Mobile-C barrier.
MC_BarrierInit()	Initialize a Mobile-C barrier.
MC_CallAgentFunc()	Call a function defined in an agent.
MC_CallAgentFuncV()	Call a function defined in an agent.
MC_CallAgentFuncVar()	Call a function defined in an agent.
MC_ChInitializeOptions()	Set the initialization options for a Ch to be used as one AEE in an agency.
MC_ComposeAgent()	Compose an agent from program source code.
MC_ComposeAgentS()	Compose an agent from program source code with a workgroup code.
MC_ComposeAgentFile()	Compose an agent from a program source code file.
MC_ComposeAgentFileS()	Compose an agent from a program source code file with a workgroup code.
MC_CondBroadcast()	Wake up all agents/threads waiting on a condition variable.
MC_CondReset()	Reset a Mobile-C condition variable.
MC_CondSignal()	Signal another agent that is waiting on a condition variable.
MC_CondWait()	Cause the calling agent or thread to wait on a Mobile-C condition variable with the ID specified by the argument.
MC_CopyAgent()	Perform a deep copy to copy an agent.
MC_DeleteAgent()	Stop and remove an agent from an agency.
MC_DeregisterService()	Deregister a service with the Directory Facilitator.
MC_End()	Terminate a Mobile-C agency.
MC_FindAgentByID()	Find a mobile agent by its ID number in an agency.
MC_FindAgentByName()	Find a mobile agent by its name in an agency.
MC_GetAgentArrivalTime()	Get the time when an agent arrives an agency.
MC_GetAgentExecEngine()	Get the AEE associated with a mobile agent in an agency.
MC_GetAgentID()	Get the ID of an agent.
MC_GetAgentName()	Get the name of an agent.
MC_GetAgentNumTasks()	Get the number of tasks a mobile agent has.
MC_GetAgentReturnData()	Get the return data of a mobile agent.

Table A.3: Functions in the C/C++ binary space (contd.).

Function	Description
MC_GetAgentStatus()	Get the status of a mobile agent in an agency.
MC_GetAgentType()	Get the type of a mobile agent.
MC_GetAgentXMLString()	Retrieve a mobile agent message in XML format as a character string.
MC_GetAllAgents()	Obtain all the agents in an agency.
MC_HaltAgency()	Halt an agency's operation.
MC_Initialize()	Start a Mobile-C agency and return a handle of the launched agency.
MC_InitializeAgencyOptions()	Initialize Mobile-C options.
MC_LoadAgentFromFile()	Load an agent from an XML file into a local agency.
MC_MainLoop()	Cause the calling thread to wait indefinitely on an agency.
MC_MigrateAgent()	Migrate an agent.
MC_MutexLock()	Lock a previously initialized Mobile-C synchronization variable as a mutex.
MC_MutexUnlock()	Unlock a locked Mobile-C synchronization variable.
MC_PrintAgentCode()	Print a mobile agent code for inspection.
MC_RegisterService()	Register a new service with the Directory Facilitator.
MC_ResetSignal()	Reset the Mobile-C signalling system.
MC_ResumeAgency()	Resume an agency's operation.
MC_RetrieveAgent()	Retrieve the first neutral mobile agent from a mobile agent list.
MC_RetrieveAgentCode()	Retrieve a mobile agent code in the form of a character string.
MC_SearchForService()	Search the Directory Facilitator for a service.
MC_SemaphorePost()	Unlock one resource from a Mobile-C semaphore.
MC_SemaphoreWait()	Allocate one resource from a Mobile-C synchronization semaphore variable.
MC_SendAgentMigrationMessage()	Send an ACL mobile agent message to a remote agency.
MC_SendAgentMigrationMessageFile()	Send an ACL mobile agent message saved as a file to a remote agency.
MC_SendSteerCommand()	Send a command to control a steerable binary space function.
MC_SetAgentStatus()	Set the status of a mobile agent in an agency.
MC_SetDefaultAgentStatus()	Assign a user defined default status to all incoming mobile agents.
MC_SetThreadOff()	Deactivate a thread in an agency.
MC_SetThreadOn()	Activate a thread in an agency.
MC_Steer()	Set up a steerable binary space function.
MC_SteerControl()	Retrieve a steering command from the mobile agent space.
MC_SyncDelete()	Delete a previously initialized synchronization variable.
MC_SyncInit()	Initialize a new synchronization variable.
MC_TerminateAgent()	Terminate the execution of a mobile agent in an agency.
MC_WaitAgent()	Cause the calling thread to wait until a mobile agent is received.
MC_WaitRetrieveAgent()	Block the calling thread until a mobile agent arrives, and return the mobile agent instead of executing it.
MC_WaitSignal()	Block until one of the signals in the second argument is signalled.

```

printf("\n%s: Arrived at %s\n", mc_agent_name, mc_agent_address);

printf("\n%s: Creating new ACL message.\n", mc_agent_name);
message = mc_AclNew();
mc_AclSetPerformative(message, FIPA_INFORM );
mc_AclSetSender(message, mc_agent_name, mc_agent_address);
mc_AclAddReceiver(message, "mobagent1", "http://localhost:5051/acc" );

mc_AclSetProtocol(message, FIPA_PROTOCOL_CONTRACT_NET);
mc_AclSetConversationID(message, "cn1");
mc_AclSetContent(message, "Content from mobagent2" );

printf("%s: sending ACL message...\n");
mc_AclSend(message);
mc_AclDestroy(message);

/* Now wait for a message to come back */
printf("%s: Waiting for a message.\n", mc_agent_name);
message = mc_AclWaitRetrieve(mc_current_agent);

printf("%s: Received a message from %s.\n", mc_agent_name, message->sender->name);
printf("\tContent is '%s'.\n", message->content->content);
printf("\tProtocol is '%d'.\n", message->protocol);
printf("\tConverationID is '%s'.\n", message->conversation_id->content.string->content);

mc_AclDestroy(message);
return 0;
}
    ]]>
    </AGENT_CODE>
</TASKS>
</AGENT_DATA>
</MOBILE_AGENT>
</MESSAGE>
</MOBILEC_MESSAGE>

```

See Also

MC_AclSetPerformative(), MC_AclSetSender(), MC_AclAddReplyTo(),
MC_AclSetContent()

MC_AclAddReplyTo()

Synopsis

```
#include <libmc.h>
```

```
int MC_AclAddReplyTo(fipa_acl_message_t* acl, const char* name, const char* address );
```

Purpose

Add a reply-to address to the ACL message.

Return Value

Returns 0 on success or non-zero on failure.

Parameters

- acl* An initialized ACL message.
- name* Sets the name of the reply-to destination.
- address* Sets the address of the reply-to destination.

Description

This function is used to add a reply-to address to an ACL message. This function may be called multiple times on an ACL message. each time this function is called, a new reply-to address is appended to the list of intended reply-to addresses for the ACL message.

Example

```
<?xml version="1.0"?>

<!DOCTYPE myMessage SYSTEM "mobilec.dtd">

<MOBILEC_MESSAGE>
  <MESSAGE message="MOBILE_AGENT">
    <MOBILE_AGENT>
      <AGENT_DATA>
        <NAME>mobagent2</NAME>
        <OWNER>IEL</OWNER>
        <HOME>localhost:5050</HOME>
        <TASKS task="1" num="0">
          <TASK num="0" complete="0" server="localhost:5052">
            </TASK>
        </TASKS>
        <AGENT_CODE>
          <![CDATA[
//#include <stdio.h>
#ifdef _WIN32_
#pragma package "/usr/local/ch/package/chmobilec"
#else
#pragma package "C:\\ch\\package\\chmobilec"
#endif

#include <math.h>
#include <fipa_acl.h>
int main()
{
    fipa_acl_message_t* message;
```

```

printf("\n%s: Arrived at %s\n", mc_agent_name, mc_agent_address);

printf("\n%s: Creating new ACL message.\n", mc_agent_name);
message = mc_AclNew();
mc_AclSetPerformative(message, FIPA_INFORM );
mc_AclSetSender(message, mc_agent_name, mc_agent_address);
mc_AclAddReceiver(message, "mobagent1", "http://localhost:5051/acc" );

mc_AclSetProtocol(message, FIPA_PROTOCOL_CONTRACT_NET);
mc_AclSetConversationID(message, "cn1");
mc_AclSetContent(message, "Content from mobagent2" );

printf("%s: sending ACL message...\n");
mc_AclSend(message);
mc_AclDestroy(message);

/* Now wait for a message to come back */
printf("%s: Waiting for a message.\n", mc_agent_name);
message = mc_AclWaitRetrieve(mc_current_agent);

printf("%s: Received a message from %s.\n", mc_agent_name, message->sender->name);
printf("\tContent is '%s'.\n", message->content->content);
printf("\tProtocol is '%d'.\n", message->protocol);
printf("\tConverationID is '%s'.\n", message->conversation_id->content.string->content);

mc_AclDestroy(message);
return 0;
}
]]>
</AGENT_CODE>
</TASKS>
</AGENT_DATA>
</MOBILE_AGENT>
</MESSAGE>
</MOBILEC_MESSAGE>

```

See Also

MC_AclSetPerformative(), MC_AclSetSender(), MC_AclAddReceiver(),
MC_AclSetContent()

MC_AclNew()

Synopsis

```
#include <libmc.h>
fipa_acl_message_t* MC_AclNew(void);
```

Purpose

Create a new, blank ACL message.

Return Value

Returns a newly allocated ACL message structure or NULL on failure.

Parameters None.

Description

This function allocates and returns a new ACL message. All attributes of the message are set empty values and must be initialized before sending the message.

Example

```
<?xml version="1.0"?>
<!DOCTYPE myMessage SYSTEM "mobilec.dtd">
<MOBILEC_MESSAGE>
  <MESSAGE message="MOBILE_AGENT">
    <MOBILE_AGENT>
      <AGENT_DATA>
        <NAME>mobagent2</NAME>
        <OWNER>IEL</OWNER>
        <HOME>localhost:5050</HOME>
        <TASKS task="1" num="0">
          <TASK num="0" complete="0" server="localhost:5052">
            </TASK>
        </TASKS>
        <AGENT_CODE>
          <![CDATA[
//#include <stdio.h>
#ifdef _WIN32_
#pragma package "/usr/local/ch/package/chmobilec"
#else
#pragma package "C:\\ch\\package\\chmobilec"
#endif

#include <math.h>
#include <fipa_acl.h>
int main()
{
    fipa_acl_message_t* message;

    printf("\n%s: Arried at %s\n", mc_agent_name, mc_agent_address);

    printf("\n%s: Creating new ACL message.\n", mc_agent_name);
```

```

message = mc_AclNew();
mc_AclSetPerformative(message, FIPA_INFORM );
mc_AclSetSender(message, mc_agent_name, mc_agent_address);
mc_AclAddReceiver(message, "mobagent1", "http://localhost:5051/acc" );

mc_AclSetProtocol(message, FIPA_PROTOCOL_CONTRACT_NET);
mc_AclSetConversationID(message, "cn1");
mc_AclSetContent(message, "Content from mobagent2" );

printf("%s: sending ACL message...\n");
mc_AclSend(message);
mc_AclDestroy(message);

/* Now wait for a message to come back */
printf("%s: Waiting for a message.\n", mc_agent_name);
message = mc_AclWaitRetrieve(mc_current_agent);

printf("%s: Received a message from %s.\n", mc_agent_name, message->sender->name);
printf("\tContent is '%s'.\n", message->content->content);
printf("\tProtocol is '%d'.\n", message->protocol);
printf("\tConverationID is '%s'.\n", message->conversation_id->content.string->content);

mc_AclDestroy(message);
return 0;
}
    ]]>
    </AGENT_CODE>
</TASKS>
</AGENT_DATA>
</MOBILE_AGENT>
</MESSAGE>
</MOBILEC_MESSAGE>

```

See Also

MC_AclPost(), MC_AclReply(), MC_AclRetrieve(), MC_AclSend(),
MC_AclWaitRetrieve()

MC_AclPost()

Synopsis

```
#include <libmc.h>
```

```
int MC_AclPost(MCAgent_t agent, fipa_acl_message_t* message);
```

Purpose

Post a message directly to an agent's mailbox.

Return Value

Returns 0 on success, non-zero on failure.

Parameters

agent An initialized mobile agent.

message The ACL message to post.

Description

This function is used to post an ACL message directly to an agent's mailbox. The agent must reside on the same agency as the caller. No forwarding or checking of any fields of the ACL message is performed.

Example

See Also

MC_AclNew(), MC_AclReply(), MC_AclRetrieve(), MC_AclSend(),
MC_AclWaitRetrieve()

MC_AclReply()

Synopsis

```
#include <libmc.h>
```

```
int MC_AclReply(fipa_acl_message_t* acl_message);
```

Purpose

Automatically generate an ACL message addressed to the sender of an incoming ACL message..

Return Value

A newly allocated ACL message with the 'receiver' field initialized, or NULL on failure.

Parameters

acl_message The message to generate a reply to.

Description

This function is designed to make replying to received ACL messages easier. The function automatically generates a new ACL message with the correct destination address to reach the sender of the original message.

Example

See Also

MC_AclNew(), MC_AclPost(), MC_AclRetrieve(), MC_AclSend(),
MC_AclWaitRetrieve()

MC_AclRetrieve()

Synopsis

```
#include <libmc.h>
```

```
int MC_AclRetrieve(MCAgent_t agent);
```

Purpose

Retrieve a message from an agent's mailbox.

Return Value

An ACL message on success, or NULL if no messages are in the mailbox.

Parameters

agent An initialized mobile agent.

Description

This function is used to retrieve a message from an agent's mailbox. The message are retrieved in FIFO order. If there are no messages in the mailbox, the function will return NULL.

Example

```
<?xml version="1.0"?>

<!DOCTYPE myMessage SYSTEM "mobilec.dtd">

<MOBILEC_MESSAGE>
  <MESSAGE message="MOBILE_AGENT">
    <MOBILE_AGENT>
      <AGENT_DATA>
        <NAME>mobagent1</NAME>
        <OWNER>IEL</OWNER>
        <HOME>localhost:5050</HOME>
        <TASKS task="1" num="0">
          <TASK num="0" complete="0" server="localhost:5051">
            </TASK>
        </TASKS>
        <AGENT_CODE>
          <![CDATA[
//#include <stdio.h>
#ifdef _WIN32_
#pragma package "/usr/local/ch/package/chmobilec"
#else
#pragma package "C:\\ch\\package\\chmobilec"
#endif

#include <math.h>
#include <fipa_acl.h>
int main()
{
    fipa_acl_message_t* message;
    fipa_acl_message_t* reply;

    printf("\n%s: Arrived at %s.\n", mc_agent_name, mc_agent_address);
```

```

printf("%s: Waiting for a message.\n", mc_agent_name);
message = mc_AclWaitRetrieve(mc_current_agent);

printf("%s: Received a message from %s.\n", mc_agent_name, message->sender->name);
printf("\tContent is '%s'.\n", message->content->content);
printf("\tProtocol is '%d'.\n", message->protocol);
printf("\tConverationID is '%s'.\n", message->conversation_id->content.string->content);

printf("%s: Generating a reply message.\n", mc_agent_name);
reply = mc_AclReply(message);
mc_AclSetPerformative(reply, FIPA_INFORM );
mc_AclSetSender(reply, mc_agent_name, mc_agent_address);
mc_AclSetContent(reply, "Reply from mobagent1." );

printf("%s: Sending message...\n", mc_agent_name);
mc_AclSend(reply);

mc_AclDestroy(message);
mc_AclDestroy(reply);
return 0;
}
    ]]>
    </AGENT_CODE>
</TASKS>
</AGENT_DATA>
</MOBILE_AGENT>
</MESSAGE>
</MOBILEC_MESSAGE>

```

See Also

MC_AclNew(), MC_AclPost(), MC_AclReply(), MC_AclSend(),
MC_AclWaitRetrieve()

MC_AclSetContent()

Synopsis

```
#include <libmc.h>
```

```
int MC_AclSetContent(fipa_acl_message_t* acl, const char* name);
```

Purpose

Set the content on an ACL message.

Return Value

Returns 0 on success or non-zero on failure.

Parameters

acl An initialized ACL message.

content Set the content field of an ACL message.

Description

This function sets the “content” field of an ACL message.

Example

```
<?xml version="1.0"?>

<!DOCTYPE myMessage SYSTEM "mobilec.dtd">

<MOBILEC_MESSAGE>
  <MESSAGE message="MOBILE_AGENT">
    <MOBILE_AGENT>
      <AGENT_DATA>
        <NAME>mobagent2</NAME>
        <OWNER>IEL</OWNER>
        <HOME>localhost:5050</HOME>
        <TASKS task="1" num="0">
          <TASK num="0" complete="0" server="localhost:5052">
            </TASK>
        </TASKS>
        <AGENT_CODE>
          <![CDATA[
//#include <stdio.h>
#ifdef _WIN32_
#pragma package "/usr/local/ch/package/chmobilec"
#else
#pragma package "C:\\ch\\package\\chmobilec"
#endif

#include <math.h>
#include <fipa_acl.h>
int main()
{
    fipa_acl_message_t* message;

    printf("\n%s: Arried at %s\n", mc_agent_name, mc_agent_address);

    printf("\n%s: Creating new ACL message.\n", mc_agent_name);
```

```

message = mc_AclNew();
mc_AclSetPerformative(message, FIPA_INFORM );
mc_AclSetSender(message, mc_agent_name, mc_agent_address);
mc_AclAddReceiver(message, "mobagent1", "http://localhost:5051/acc" );

mc_AclSetProtocol(message, FIPA_PROTOCOL_CONTRACT_NET);
mc_AclSetConversationID(message, "cn1");
mc_AclSetContent(message, "Content from mobagent2" );

printf("%s: sending ACL message...\n");
mc_AclSend(message);
mc_AclDestroy(message);

/* Now wait for a message to come back */
printf("%s: Waiting for a message.\n", mc_agent_name);
message = mc_AclWaitRetrieve(mc_current_agent);

printf("%s: Received a message from %s.\n", mc_agent_name, message->sender->name);
printf("\tContent is '%s'.\n", message->content->content);
printf("\tProtocol is '%d'.\n", message->protocol);
printf("\tConverationID is '%s'.\n", message->conversation_id->content.string->content);

mc_AclDestroy(message);
return 0;
}
]]>
</AGENT_CODE>
</TASKS>
</AGENT_DATA>
</MOBILE_AGENT>
</MESSAGE>
</MOBILEC_MESSAGE>

```

See Also

MC_AclSetPerformative(), MC_AclSetSender(), MC_AclAddReceiver(),
MC_AclAddReplyTo()

MC_AclSetPerformative()

Synopsis

```
#include <libmc.h>
```

```
int MC_AclSetPerformative(fipa_acl_message_t* acl, enum fipa_performative_e performative);
```

Purpose

Set the performative on an ACL message.

Return Value

Returns 0 on success or non-zero on failure.

Parameters

acl An initialized ACL message.

performative The FIPA performative you wish the message to contain.

Description

This function is used to set the FIPA ACL performative on an ACL message. The performative may be any valid FIPA performative listed in the table below.

Enumerated Value	FIPA Performative
FIPA_ACCEPT_PROPOSAL	accept-proposal
FIPA_AGREE	agree
FIPA_CANCEL	cancel
FIPA_CALL_FOR_PROPOSAL	call-for-proposal
FIPA_CONFIRM	confirm
FIPA_DISCONFIRM	disconfirm
FIPA_FAILURE	failure
FIPA_INFORM	inform
FIPA_INFORM_IF	inform-if
FIPA_INFORM_REF	inform-ref
FIPA_NOT_UNDERSTOOD	not-understood
FIPA_PROPOGATE	propogate
FIPA_PROPOSE	propose
FIPA_PROXY	proxy
FIPA_QUERY_IF	query-if
FIPA_QUERY_REF	query-ref
FIPA_REFUSE	refuse
FIPA_REJECT_PROPOSAL	reject-proposal
FIPA_REQUEST	request
FIPA_REQUEST_WHEN	request-when
FIPA_REQUEST_WHENEVER	request-whenever
FIPA_SUBSCRIBE	subscribe

Example

```
<?xml version="1.0"?>  
  
<!DOCTYPE myMessage SYSTEM "mobilec.dtd">  
  
<MOBILEC_MESSAGE>
```

```

<MESSAGE message="MOBILE_AGENT">
<MOBILE_AGENT>
  <AGENT_DATA>
    <NAME>mobagent2</NAME>
    <OWNER>IEL</OWNER>
    <HOME>localhost:5050</HOME>
    <TASKS task="1" num="0">
      <TASK num="0" complete="0" server="localhost:5052">
        </TASK>
      <AGENT_CODE>
        <![CDATA[
//#include <stdio.h>
#ifdef _WIN32_
#pragma package "/usr/local/ch/package/chmobilec"
#else
#pragma package "C:\\ch\\package\\chmobilec"
#endif

#include <math.h>
#include <fipa_acl.h>
int main()
{
    fipa_acl_message_t* message;

    printf("\n%s: Arried at %s\n", mc_agent_name, mc_agent_address);

    printf("\n%s: Creating new ACL message.\n", mc_agent_name);
    message = mc_AclNew();
    mc_AclSetPerformative(message, FIPA_INFORM );
    mc_AclSetSender(message, mc_agent_name, mc_agent_address);
    mc_AclAddReceiver(message, "mobagent1", "http://localhost:5051/acc" );

    mc_AclSetProtocol(message, FIPA_PROTOCOL_CONTRACT_NET);
    mc_AclSetConversationID(message, "cn1");
    mc_AclSetContent(message, "Content from mobagent2" );

    printf("%s: sending ACL message...\n");
    mc_AclSend(message);
    mc_AclDestroy(message);

    /* Now wait for a message to come back */
    printf("%s: Waiting for a message.\n", mc_agent_name);
    message = mc_AclWaitRetrieve(mc_current_agent);

    printf("%s: Received a message from %s.\n", mc_agent_name, message->sender->name);
    printf("\tContent is '%s'.\n", message->content->content);
    printf("\tProtocol is '%d'.\n", message->protocol);
    printf("\tConverationID is '%s'.\n", message->conversation_id->content.string->content);

    mc_AclDestroy(message);
    return 0;
}
]]>
</AGENT_CODE>
</TASKS>
</AGENT_DATA>
</MOBILE_AGENT>
</MESSAGE>
</MOBILE_MESSAGE>

```

See Also

MC_AclSetSender(), MC_AclAddReceiver(), MC_AclAddReplyTo(),
MC_AclSetContent()

MC_AclSetSender()

Synopsis

```
#include <libmc.h>
```

```
int MC_AclSetSender(fipa_acl_message_t* acl, const char* name, const char* address );
```

Purpose

Set the sender on an ACL message.

Return Value

Returns 0 on success or non-zero on failure.

Parameters

acl An initialized ACL message.

name Sets the name of the sender.

address Sets the address of the sender.

Description

This function is used to allocate and set the “sender” field of an ACL message. If this function is called more than once on an ACL message, the original data in the “sender” field is overwritten.

Example

```
<?xml version="1.0"?>

<!DOCTYPE myMessage SYSTEM "mobilec.dtd">

<MOBILEC_MESSAGE>
  <MESSAGE message="MOBILE_AGENT">
    <MOBILE_AGENT>
      <AGENT_DATA>
        <NAME>mobagent2</NAME>
        <OWNER>IEL</OWNER>
        <HOME>localhost:5050</HOME>
        <TASKS task="1" num="0">
          <TASK num="0" complete="0" server="localhost:5052">
            </TASK>
        </TASKS>
        <AGENT_CODE>
          <![CDATA[
//#include <stdio.h>
#ifdef _WIN32_
#pragma package "/usr/local/ch/package/chmobilec"
#else
#pragma package "C:\\ch\\package\\chmobilec"
#endif

#include <math.h>
#include <fipa_acl.h>
int main()
{
    fipa_acl_message_t* message;

    printf("\n%s: Arried at %s\n", mc_agent_name, mc_agent_address);
```

```

printf("\n%s: Creating new ACL message.\n", mc_agent_name);
message = mc_AclNew();
mc_AclSetPerformative(message, FIPA_INFORM );
mc_AclSetSender(message, mc_agent_name, mc_agent_address);
mc_AclAddReceiver(message, "mobagent1", "http://localhost:5051/acc" );

mc_AclSetProtocol(message, FIPA_PROTOCOL_CONTRACT_NET);
mc_AclSetConversationID(message, "cn1");
mc_AclSetContent(message, "Content from mobagent2" );

printf("%s: sending ACL message...\n");
mc_AclSend(message);
mc_AclDestroy(message);

/* Now wait for a message to come back */
printf("%s: Waiting for a message.\n", mc_agent_name);
message = mc_AclWaitRetrieve(mc_current_agent);

printf("%s: Received a message from %s.\n", mc_agent_name, message->sender->name);
printf("\tContent is '%s'.\n", message->content->content);
printf("\tProtocol is '%d'.\n", message->protocol);
printf("\tConverationID is '%s'.\n", message->conversation_id->content.string->content);

mc_AclDestroy(message);
return 0;
}

]]>
</AGENT_CODE>
</TASKS>
</AGENT_DATA>
</MOBILE_AGENT>
</MESSAGE>
</MOBILEC_MESSAGE>

```

See Also

MC_AclSetPerformative(), MC_AclAddReceiver(), MC_AclAddReplyTo(),
MC_AclSetContent()

MC_AclWaitRetrieve()

Synopsis

```
#include <libmc.h>
```

```
int MC_AclWaitRetrieve(MCAgent_t agent);
```

Purpose

Wait until there is a message in an agent's mailbox and retrieve it.

Return Value

An ACL message on success, or NULL on failure.

Parameters

agent An initialized mobile agent.

Description

This function is used to wait for activity on an empty mailbox. If this function is called on an empty mailbox, the function will block indefinitely until a message is posted to the mailbox. Once a message is posted, the function will unblock and return the new message.

Example

```
<?xml version="1.0"?>
<!DOCTYPE myMessage SYSTEM "mobilec.dtd">
<MOBILEC_MESSAGE>
  <MESSAGE message="MOBILE_AGENT">
    <MOBILE_AGENT>
      <AGENT_DATA>
        <NAME>mobagent1</NAME>
        <OWNER>IEL</OWNER>
        <HOME>localhost:5050</HOME>
        <TASKS task="1" num="0">
          <TASK num="0" complete="0" server="localhost:5051">
            </TASK>
        </TASKS>
        <AGENT_CODE>
          <![CDATA[
//#include <stdio.h>
#ifdef _WIN32_
#pragma package "/usr/local/ch/package/chmobilec"
#else
#pragma package "C:\\ch\\package\\chmobilec"
#endif

#include <math.h>
#include <fipa_acl.h>
int main()
{
    fipa_acl_message_t* message;
    fipa_acl_message_t* reply;
```

```

printf("\n%s: Arrived at %s.\n", mc_agent_name, mc_agent_address);

printf("%s: Waiting for a message.\n", mc_agent_name);
message = mc_AclWaitRetrieve(mc_current_agent);

printf("%s: Received a message from %s.\n", mc_agent_name, message->sender->name);
printf("\tContent is '%s'.\n", message->content->content);
printf("\tProtocol is '%d'.\n", message->protocol);
printf("\tConverationID is '%s'.\n", message->conversation_id->content.string->content);

printf("%s: Generating a reply message.\n", mc_agent_name);
reply = mc_AclReply(message);
mc_AclSetPerformative(reply, FIPA_INFORM );
mc_AclSetSender(reply, mc_agent_name, mc_agent_address);
mc_AclSetContent(reply, "Reply from mobagent1." );

printf("%s: Sending message...\n", mc_agent_name);
mc_AclSend(reply);

mc_AclDestroy(message);
mc_AclDestroy(reply);
return 0;
}
    ]]>
    </AGENT_CODE>
</TASKS>
</AGENT_DATA>
</MOBILE_AGENT>
</MESSAGE>
</MOBILEC_MESSAGE>

```

See Also

MC_AclNew(), MC_AclPost(), MC_AclReply(), MC_AclSend(),
MC_AclWaitRetrieve()

MC_AddAgent()

Synopsis

```
#include <libmc.h>
```

```
int MC_AddAgent(MCAgency_t agency, MCAgent_t agent);
```

Purpose

Add a mobile agent into an agency.

Return Value

The function returns 0 on success and non-zero otherwise.

Parameters

agency An initialized agency handle to add an agent to.

agent An initialized mobile agent.

Description

This function adds a mobile agent to an already running agency.

Example

```
#include <libmc.h>
#include <stdio.h>
#ifdef _WIN32
#include <windows.h>
#else
#include <unistd.h>
#endif
int main(int argc, char *argv[])
{
    MCAgency_t agency1;
    MCAgency_t agency2;
    MCAgencyOptions_t options;
    int i;
    int port1 = 5051;
    int port2 = 5052;

    MCAgent_t agent;
    MCAgent_t agent_copy;

    MC_InitializeAgencyOptions(&options);

    /* We want _all_ the threads on: EXCEPT, the command prompt thread */
    for (i = 0; i < MC_THREAD_ALL; i++) {
        MC_SetThreadOn(&options, i);
    }
    MC_SetThreadOff(&options, MC_THREAD_CP); /* Turn off command prompt */

    agency1 = MC_Initialize(
        port1,
        &options);
    agency2 = MC_Initialize(
        port2,
```

```
    &options);

while(1) {
    agent = MC_WaitRetrieveAgent(agency1);
    MC_CopyAgent(&agent_copy, agent);
    MC_SetAgentStatus(agent_copy, MC_WAIT_CH);
    MC_AddAgent(agency2, agent_copy);
    MC_ResetSignal(agency1);
}

return 0;
}
```

See Also

MC_AddStationaryAgent()

Synopsis

```
#include <libmc.h>
```

```
#ifdef _WIN32 // If Windows
```

```
int MC_AddStationaryAgent(MCAgency_t agency, LPTHREAD_START_ROUTINE agent_thread, MCAgent_t agent);
```

```
#else // If Linux, Mac, or other UNIX
```

```
int MC_AddStationaryAgent(MCAgency_t agency, void* (agent_thread)(struct agent_thread_arg_s*), MCAgent_t agent);
```

Purpose

Add a stationary binary-thread mobile agent into an agency.

Return Value

The function returns 0 on success and non-zero otherwise.

Parameters

agency An initialized agency handle to add an agent to.

agent_thread A C function to act as a local, stationary, binary agent.

agent An initialized mobile agent.

Description

The *agent_thread* function is executed in its own thread and treated as an agent. The stationary binary agent has access to all the standard FIPA ACL API. Binary agents have faster execution time than interpreted agents, but they are not able to migrate.

Example

```
#include <stdio.h>
#include <libmc.h>
#include <fipa_acl.h>

#ifdef _WIN32
#include <windows.h>
#endif

void* stationary_agent_func(struct agent_thread_arg_s* agent_thread_arg)
{
    /* Wait for and receive a message */
    fipa_acl_message_t* acl_message;
    fipa_acl_message_t* reply_message;

    printf("Stationary agent online.\n");
    printf("Stationary agent waiting for ACL message...\n");
    acl_message = MC_AclWaitRetrieve(agent_thread_arg->agent);
    if (acl_message != NULL) {
        printf("Received an acl message.\n");
        sleep(1);
        printf("Acl message content is \"%s\"\n", acl_message->content->content);
        printf("Composing a reply to the message...\n");
        reply_message = MC_AclReply(acl_message);
    }
}
```

```

    MC_AclSetContent(reply_message, "Hello to you too, mobagent1!");
    MC_AclSend(agent_thread_arg->attr, reply_message);
} else {
    printf("Error retrieving ACL message\n");
}
return NULL;
}

int main(int argc, char *argv[])
{
    MCAgency_t agency;
    MCAgencyOptions_t options;
    int local_port = 5051;

    MC_InitializeAgencyOptions(&options);
    /* If the following line is uncommented, the command prompt
    * will be disabled. */
    MC_SetThreadOff(&options, MC_THREAD_CP);

    agency = MC_Initialize(local_port, &options);

    MC_AddStationaryAgent(agency, stationary_agent_func, "mobagent2", NULL);

    MC_MainLoop(agency);

    MC_End(agency);
    return 0;
}

```

See Also

MC_Barrier()

Synopsis

```
#include <libmc.h>
int MC_Barrier(MCAgency_t agency, int id);
```

Purpose

This function blocks the calling thread until all registered threads and agents have been blocked.

Return Value

This function returns 0 on success, or non-zero if the id could not be found.

Parameters

agency The agency in which to find the barrier to lock.
id The id of the barrier to wait on.

Description

This function is used to synchronize a number of agents and threads. Each barrier is initialized so that it will block the execution of threads and agents until a predetermined number of threads or agents have activated the barrier, at which point all blocked threads and agents will be released simultaneously.

Example

Please see the example located at the directory `mobilec/demos/mc_barrier_example/`.

See Also

MC_BarrierDelete(), MC_BarrierInit().

MC_BarrierDelete()

Synopsis

```
#include <libmc.h>
```

```
int MC_BarrierDelete(MCAgency_t agency, int id);
```

Purpose

This function deletes a previously initialized Mobile-C Barrier variable.

Return Value

This function returns 0 on success, or non-zero if the *id* could not be found.

Parameters

agency The agency in which to find the barrier to delete.

id The id of the barrier to delete.

Description

This function deletes a previously initialized variable. Care should be taken when calling this function. If there are any agents or threads blocked by a barrier that is deleted, they may remain blocked forever.

Example

Please see the example located at the directory `mobilec/demos/mc_barrier_example/`.

See Also

MC_Barrier(), MC_BarrierInit().

MC_BarrierInit()

Synopsis

```
#include <libmc.h>
```

```
int MC_BarrierInit(MCAgency_t agency, int id, int num_procs);
```

Purpose

This function initializes a Mobile-C Barrier variable for usage.

Return Value

This function returns 0 on success, or non-zero if the id could not be found.

Parameters

<i>agency</i>	The agency in which initialized the barrier.
<i>id</i>	The id of the barrier.
<i>num_procs</i>	The number of threads or agents the barrier will block before continuing.

Description

This function is used to initialize Mobile-C Barrier variables for usage by the `MC_Barrier()` function.

Example

Please see the example located at the directory `mobilec/demos/mc_barrier_example/`.

See Also

`MC_Barrier()`, `MC_BarrierDelete()`.

MC_CallAgentFunc()

Synopsis

```
#include <libmc.h>
```

```
int MC_CallAgentFunc(MCAgent.t agent, const char* funcName, void* returnVal, ...);
```

Purpose

This function is used to call a function that is defined in an agent.

Return Value

This function returns 0 on success, or a non-zero error code on failure.

Parameters

<i>agent</i>	The agent in which to call a function.
<i>funcName</i>	The function to call.
<i>returnVal</i>	(Output) The return value of the agent function.
...	Arguments to pass to the function.

Description

This function enables a program to treat agents as libraries of functions. Thus, an agent may provide a library of functions that may be called from binary space with this function, or from another agent by the agent-space version of this function.

Example

See Also

MC_CallAgentFuncVar()

MC_CallAgentFuncV()

Synopsis

```
#include <libmc.h>
```

```
int MC_CallAgentFuncV(MCAgent_t agent, const char* funcName, void* returnVal, va_list ap);
```

Purpose

This function is used to call a function that is defined in an agent.

Return Value

This function returns 0 on success, or a non-zero error code on failure.

Parameters

<i>agent</i>	The agent in which to call a function.
<i>funcName</i>	The function to call.
<i>returnVal</i>	(Output) The return value of the agent function.
<i>ap</i>	A C variable argument list to pass to the function.

Description

This function enables a program to treat agents as libraries of functions. Thus, an agent may provide a library of functions that may be called from binary space with this function, or from another agent by the agent-space version of this function.

Example

See Also

MC_CallAgentFuncVar()

MC_CallAgentFuncVar()

Synopsis

```
#include <libmc.h>
```

```
int MC_CallAgentFunc(MCAgent.t agent, const char* funcName, void* returnVal, void* varg);
```

Purpose

This function is used to call a function that is defined in an agent.

Return Value

This function returns 0 on success, or a non-zero error code on failure.

Parameters

<i>agent</i>	The agent in which to call a function.
<i>funcName</i>	The function to call.
<i>returnVal</i>	(Output) The return value of the agent function.
<i>varg</i>	An argument to pass to the function.

Description

This function enables a program to treat agents as libraries of functions. Thus, an agent may provide a library of functions that may be called from binary space with this function, or from another agent by the agent-space version of this function.

Example

See Also

MC_CallAgentFunc()

MC_ChInitializeOptions()

Synopsis

```
#include <libmc.h>
```

```
int MC_ChInitializeOptions(MCAgency_t agency, ChOptions_t *options);
```

Purpose

Set the initialization options for a Ch to be used as one AEE in an agency.

Return Value

The function returns 0 on success and non-zero otherwise.

Parameters

agency A Mobile-C Agency.

options Options for setting a Ch to be used as one AEE in an agency. ChOptions_t is defined as a structure as the following:

```
typedef struct ChOptions{
    int shelltype;    // shell type
    char *chhome;    // Embedded Ch home directory
} ChOptions_t;
```

Description

This function sets up a Ch for executing the mobile agent code. The Ch shell type and the startup file to be used are indicated in the argument *options*. If this function is not called, the default value for ChOptions will be used to start up a Ch for running the mobile agent code.

Example

```
#include <libmc.h>
#include <string.h>
#include <embedch.h>
int main() {
    MCAgency_t agency;
    int local_port = 5130;

    /*****
     * A typical home directory of Embedded Ch on Windows would be
     * like "C:/Program Files/Company Name/program/embedch". We used
     * "C:/Ch/toolkit/embedch" for testing purposes.
     *****/
    char embedchhome[] = "C:/Ch/toolkit/embedch";
    ChOptions_t* ch_options;

    MCAgencyOptions_t mc_options;

    MC_InitializeAgencyOptions(&mc_options);

    ch_options = (ChOptions_t*)malloc(sizeof(ChOptions_t));
```

```
ch_options->shelltype = CH_REGULARCH;
ch_options->chhome = malloc(strlen(embedchhome)+1);
strcpy(ch_options->chhome, embedchhome);

mc_options.ch_options = ch_options;

agency = MC_Initialize(local_port, &mc_options);

if(MC_MainLoop(agency) != 0) {
    MC_End(agency);
    return -1;
}

return 0;
}
```

See Also

MC_ComposeAgent()

Synopsis

```
#include <libmc.h>
```

```
MCAgent_t MC_ComposeAgent(const char* name, const char* home, const char* owner, const char* code, const char* return_var_name, const char* server, int persistent );
```

Purpose

This function is used to compose an agent from source code.

Return Value

The function returns a valid agent on success and NULL otherwise.

Parameters

<i>name</i>	The name to assign to the new agent.
<i>home</i>	The home of the new agent.
<i>owner</i>	The owner of the new agent.
<i>code</i>	The agent C/C++ code.
<i>return_var_name</i>	(optional) The name of the agent's return variable.
<i>server</i>	The name of the destination server to send the agent.
<i>persistent</i>	Whether or not the created agent should be persistent.

Description

This function is used to create an agent C/C++ source code.

Example

```
#include <stdio.h>
#include <string.h>
#include <libmc.h>

MCAgent_t makeAgent(int port, char* filename, char* agentName)
{
    MCAgent_t agent;
    char code[20000]={0};
    char address[100];
    FILE* fptr;

    fptr = fopen(filename,"r");
    fread(code, 1, 20000, fptr);
    fclose(fptr);

    sprintf(address, "monkey.engr.ucdavis.edu:%d", port);

    agent = MC_ComposeAgent(agentName, address,
        "monkey.engr.ucdavis.edu", code, NULL, address, 0);
    return agent;
}

int main(int argc, char** argv) {
    MCAgency_t agency;
    MCAgent_t agent;
    MCAgencyOptions_t options;
```

```
int local_port = 5050;

if(argc == 2) local_port = atoi(argv[1]);
MC_InitializeAgencyOptions(&options);
MC_SetThreadOff(&options, MC_THREAD_CP); /* Turn off command prompt */
agency = MC_Initialize(local_port, &options);

printf("\n---- FIPA COMM TEST ----\n\n");

agent = makeAgent(local_port, "listener.c", "listener");
MC_AddAgent(agency, agent);

if(MC_MainLoop(agency) != 0) {
    MC_End(agency);
    return -1;
}

return 0;
}
```

See Also

MC_ComposeAgents(), MC_ComposeAgentFromFile()

MC_ComposeAgentS()

Synopsis

```
#include <libmc.h>
```

```
MCAgent_t MC_ComposeAgentS(const char* name, const char* home, const char* owner, const char* code, const char* return_var_name, const char* server, int persistent, const char* workgroup_code);
```

Purpose

This function is used to compose an agent from source code.

Return Value

The function returns a valid agent on success and NULL otherwise.

Parameters

<i>name</i>	The name to assign to the new agent.
<i>home</i>	The home of the new agent.
<i>owner</i>	The owner of the new agent.
<i>code</i>	The agent C/C++ code.
<i>return_var_name</i>	(optional) The name of the agent's return variable.
<i>server</i>	The name of the destination server to send the agent.
<i>persistent</i>	Whether or not the created agent should be persistent.
<i>workgroup_code</i>	(optional) The workgroup code of the agent. Only agents with matching workgroup codes are allowed to interact with each other.

Description

This function is used to create an agent C/C++ source code.

Example

```
#include <stdio.h>
#include <string.h>
#include <libmc.h>

MCAgent_t makeAgent(int port, char* filename, char* agentName)
{
    MCAgent_t agent;
    char code[20000]={0};
    char address[100];
    FILE* fptr;

    fptr = fopen(filename,"r");
    fread(code, 1, 20000, fptr);
    fclose(fptr);

    sprintf(address, "monkey.engr.ucdavis.edu:%d", port);

    agent = MC_ComposeAgent(agentName, address,
        "monkey.engr.ucdavis.edu", code, NULL, address, 0);
    return agent;
}
```

```

int main(int argc, char** argv) {
    MCAgency_t agency;
    MCAgent_t agent;
    MCAgencyOptions_t options;
    int local_port = 5050;

    if(argc == 2) local_port = atoi(argv[1]);
    MC_InitializeAgencyOptions(&options);
    MC_SetThreadOff(&options, MC_THREAD_CP); /* Turn off command prompt */
    agency = MC_Initialize(local_port, &options);

    printf("\n---- FIPA COMM TEST ----\n\n");

    agent = makeAgent(local_port, "listener.c", "listener");
    MC_AddAgent(agency, agent);

    if(MC_MainLoop(agency) != 0) {
        MC_End(agency);
        return -1;
    }

    return 0;
}

```

See Also

MC_ComposeAgent (), MC_ComposeAgentFromFile ()

MC_ComposeAgentFromFile()

Synopsis

```
#include <libmc.h>
```

```
MCAgent_t MC_ComposeAgentFromFile(const char* name, const char* home, const char* owner,  
const char* filename, const char* return_var_name, const char* server, int persistent );
```

Purpose

This function is used to compose an agent from a source code file.

Return Value

The function returns a valid agent on success and NULL otherwise.

Parameters

<i>name</i>	The name to assign to the new agent.
<i>home</i>	The home of the new agent.
<i>owner</i>	The owner of the new agent.
<i>filename</i>	The file name containing agent C/C++ code.
<i>return_var_name</i>	(optional) The name of the agent's return variable.
<i>server</i>	The name of the destination server to send the agent.
<i>persistent</i>	Whether or not the created agent should be persistent.

Description

This function is used to create an agent C/C++ source code.

Example

```
#include <stdio.h>
#include <string.h>
#include <libmc.h>

int main(int argc, char** argv) {
    MCAgency_t agency;
    MCAgent_t agent;
    MCAgencyOptions_t options;
    int local_port = 8866;

    MC_InitializeAgencyOptions(&options);
    MC_SetThreadOff(&options, MC_THREAD_CP); /* Turn off command prompt */
    agency = MC_Initialize(local_port, &options);

    printf("\n---- FIPA COMM TEST ----\n\n");

    printf("Loading listener agent\n");
    agent = MC_ComposeAgentFromFile(
        "listen",
        "127.0.0.1:8866",
        "localhost",
        "agents/listener.c",
        NULL,
        "127.0.0.1:8866",
        0);
    MC_AddAgent(agency, agent);
```

```
sleep(1);

printf("\nLoading talker agent\n");
agent = MC_ComposeAgentFromFile(
    "talk",
    "127.0.0.1:8866",
    "localhost",
    "agents/talker.c",
    NULL,
    "127.0.0.1:8866",
    0);
MC_AddAgent(agency, agent);

if(MC_MainLoop(agency) != 0) {
    MC_End(agency);
    return -1;
}

return 0;
}
```

See Also

MC_ComposeAgentFromFileS(), MC_ComposeAgent()

MC_ComposeAgentFromFileS()

Synopsis

```
#include <libmc.h>
```

```
MCAgent_t MC_ComposeAgentFromFileS(const char* name, const char* home, const char* owner,  
const char* filename, const char* return_var_name, const char* server, int persistent, const char*  
workgroup_code );
```

Purpose

This function is used to compose an agent from a source code file.

Return Value

The function returns a valid agent on success and NULL otherwise.

Parameters

<i>name</i>	The name to assign to the new agent.
<i>home</i>	The home of the new agent.
<i>owner</i>	The owner of the new agent.
<i>filename</i>	The file name containing agent C/C++ code.
<i>return_var_name</i>	(optional) The name of the agent's return variable.
<i>server</i>	The name of the destination server to send the agent.
<i>persistent</i>	Whether or not the created agent should be persistent.
<i>workgroup_code</i>	(optional) The workgroup code of the agent. Only agents with matching workgroup codes are allowed to interact with each other.

Description

This function is used to create an agent C/C++ source code.

Example

```
#include <stdio.h>
#include <string.h>
#include <libmc.h>

int main(int argc, char** argv) {
    MCAgency_t agency;
    MCAgent_t agent;
    MCAgencyOptions_t options;
    int local_port = 8866;

    MC_InitializeAgencyOptions(&options);
    MC_SetThreadOff(&options, MC_THREAD_CP); /* Turn off command prompt */
    agency = MC_Initialize(local_port, &options);

    printf("\n---- FIPA COMM TEST ----\n\n");

    printf("Loading listener agent\n");
    agent = MC_ComposeAgentFromFile(
        "listen",
        "127.0.0.1:8866",
        "localhost",
        "agents/listener.c",
```

```

    NULL,
    "127.0.0.1:8866",
    0);
MC_AddAgent (agency, agent);

sleep(1);

printf("\nLoading talker agent\n");
agent = MC_ComposeAgentFromFile(
    "talk",
    "127.0.0.1:8866",
    "localhost",
    "agents/talker.c",
    NULL,
    "127.0.0.1:8866",
    0);
MC_AddAgent (agency, agent);

if(MC_MainLoop (agency) != 0) {
    MC_End (agency);
    return -1;
}

return 0;
}

```

See Also

MC_ComposeAgentFromFile (), MC_ComposeAgent ()

MC_CondBroadcast()

Synopsis

```
#include <libmc.h>
int MC_CondBroadcast(MCAgency_t agency, int id);
```

Purpose

Signal all mobile agents and threads which are waiting on a condition variable.

Return Value

This function returns 0 if the condition variable is successfully found and signalled. It returns non-zero if the condition variable was not found.

Parameters

agency A Mobile-C agency handle.
id The id of the condition variable to signal.

Description

This function is used to signal all other mobile agents and threads that are waiting on a Mobile-C condition variable. The function that calls MC_CondBroadcast() must know beforehand the id of the condition variable which a mobile agent might be waiting on.

Example

Please see Program 23 on page 45 and Program 27 on page 49 in Chapter 7.

See Also

MC_CondDelete(), MC_CondInit(), MC_CondSignal().

MC_CondReset()

Synopsis

```
#include <libmc.h>
```

```
int MC_CondReset(MCAgency_t agency, int id);
```

Purpose

Reset's a Mobile-C condition variable so that it may be used with MC_CondWait() again.

Return Value

This function returns 0 upon success or non-zero if the condition variable was not found.

Parameters

agency A Mobile-C agency.

id The id of the condition variable to signal.

Description

This function reset's a Mobile-C condition variable, setting it back to unsignalled status.

Example

Please see Program 28 on page 50 in Chapter 7.

See Also

MC_CondDelete(),

MC_CondInit(),

MC_CondSignal(),

MC_CondReset().

MC_CondSignal()

Synopsis

```
#include <libmc.h>
```

```
int MC_CondSignal(int id);
```

Purpose

Signal another mobile agent which is waiting on a condition variable.

Return Value

This function returns 0 if the condition variable is successfully found and signalled. It returns non-zero if the condition variable was not found.

Parameters

id The id of the condition variable to signal.

Description

This function is used to signal another mobile agent or thread that is waiting on a Mobile-C condition variable. The function that calls MC_CondBroadcast() must know beforehand the id of the condition variable which a mobile agent might be waiting on.

Example

Please see Program 23 on page 45 and Program 27 on page 49 in Chapter 7.

See Also

MC_CondDelete(), MC_CondInit(), MC_CondBroadcast().

MC_CondWait()

Synopsis

```
#include <libmc.h>
```

```
int MC_CondWait(MCAgency_t agency, int id);
```

Purpose

Cause the calling mobile agent or thread to wait on a Mobile-C condition variable with the *id* specified by the argument.

Return Value

This function returns 0 upon successful wakeup or non-zero if the condition variable was not found.

Parameters

agency A Mobile-C agency.

id The id of the condition variable to signal.

Description

This function blocks until the condition variable on which it is waiting is signalled. If an invalid *id* is specified, the function returns 1 and does not block. The function is designed to enable synchronization possibilities between threads and mobile agents without using poll-waiting loops.

Note that if the same condition variable is to be used more than once, the function `MC_CondReset()` must be called on the condition variable.

Example

Please see Program 28 on page 50 in Chapter 7.

See Also

`MC_CondDelete()`, `MC_CondInit()`, `MC_CondSignal()`,
`MC_CondWait()`.

MC_CopyAgent()

Synopsis

```
#include <libmc.h>
```

```
int MC_CopyAgent(MCAgent_t agent_out, MCAgent_t* agent_in);
```

Purpose

Copies an agent.

Return Value

The function returns 0 on success and non-zero otherwise.

Parameters

agent_out **A copied agent.**

agent_in **The agent to copy.**

Description

This function is used to perform a deep copy on an Mobile-C agent. It is useful in conjunction with functions that retrieve agents from agencies, since those functions only retrieve a reference to the agent: Not a full copy.

Example

```
#include <libmc.h>
#include <stdio.h>
#ifdef _WIN32
#include <windows.h>
#else
#include <unistd.h>
#endif
int main(int argc, char *argv[])
{
    MCAgency_t agency1;
    MCAgency_t agency2;
    MCAgencyOptions_t options;
    int i;
    int port1 = 5051;
    int port2 = 5052;

    MCAgent_t agent;
    MCAgent_t agent_copy;

    MC_InitializeAgencyOptions(&options);

    /* We want _all_ the threads on: EXCEPT, the command prompt thread */
    for (i = 0; i < MC_THREAD_ALL; i++) {
        MC_SetThreadOn(&options, i);
    }
    MC_SetThreadOff(&options, MC_THREAD_CP); /* Turn off command prompt */

    agency1 = MC_Initialize(
        port1,
        &options);
    agency2 = MC_Initialize(
```

```
    port2,  
    &options);  
  
while(1) {  
    agent = MC_WaitRetrieveAgent(agency1);  
    MC_CopyAgent(&agent_copy, agent);  
    MC_SetAgentStatus(agent_copy, MC_WAIT_CH);  
    MC_AddAgent(agency2, agent_copy);  
    MC_ResetSignal(agency1);  
}  
  
return 0;  
}
```

See Also

MC_DeleteAgent()

Synopsis

```
#include <libmc.h>
```

```
int MC_DeleteAgent(MCAgent_t agent);
```

Purpose

Delete a mobile agent from an agency.

Return Value

The function returns 0 on success and non-zero otherwise.

Parameters

agent An initialized mobile agent.

Description

This function halts and marks an agent for removal from an agency. This function completely eliminates the agent, even if the agent has remaining unfinished tasks.

Example

See Also

MC_AddAgent()

MC_DeregisterService()

Synopsis

```
#include <libmc.h>
```

```
int MC_DeregisterService(MCAgency_t agency, int agentID, char* serviceName);
```

Purpose

Deregisters an agent service from an agency Directory Facilitator.

Return Value

The function returns 0 on success and non-zero otherwise.

Parameters

<i>agency</i>	An initialized agency handle to add an agent to.
<i>agentID</i>	An agent id.
<i>serviceName</i>	The service name to deregister.

Description

This function is used to deregister a service associated with an agent from an agency. The function searches for a service matching the provided service name and agent id and deregisters it from the Directory Facilitator.

Example

See Also

mc_DeregisterService(), MC_RegisterService().

MC_End()

Synopsis

```
#include <libmc.h>
int MC_End(MCAgency_t agency);
```

Purpose

Terminate a Mobile-C agency.

Return Value

The function returns 0 on success and non-zero otherwise.

Parameters

agency A handle to a running agency.

Description

This function stops all the running threads in an agency and deallocates all the memories regarding an agency.

Example

```
#include <stdio.h>
#include <stdlib.h>
#include <libmc.h>

int main(int argc, char *argv[])
{
    MCAgency_t agency;
    MCAgencyOptions_t options;
    int port=5050;
    int remote_port = 5051;

    MC_InitializeAgencyOptions(&options);
    MC_SetThreadOff(&options, MC_THREAD_CP); /* Turn off command prompt */
    agency = MC_Initialize(port, &options);

    /* Note: The third argument of the following function may also be a
       valid IP address in the form of a string. i.e. 192.168.0.1 */
    MC_SendAgentMigrationMessageFile(agency,
        "test1.xml",
        "localhost",
        remote_port);
    MC_End(agency);
    exit(0);
}
```

See Also

MC_FindAgentByID()

Synopsis

```
#include <libmc.h>
```

```
MCAgent_t MC_FindAgentByID(MCAgency_t agency, int id);
```

Purpose

Find a mobile agent by its ID number in a given agency.

Return Value

The function returns an MCAgent_t object on success or NULL on failure.

Parameters

agency An agency handle.

id An integer representing a mobile agent's ID number.

Description

This function is used to find and retrieve a pointer to an existing running mobile agent in an agency by the mobile agent's ID number.

Example

This function is equivalent to the agent-space version. Please see the example for mc_FindAgentByID() listed on page B on page 234.

See Also

MC_FindAgentByName()

MC_FindAgentByName()

Synopsis

```
#include <libmc.h>
```

```
MCAgent_t MC_FindAgentByName(MCAgency_t agency, const char *name);
```

Purpose

Find a mobile agent by its name in an agency.

Return Value

The function returns an MCAgent_t object on success or NULL on failure.

Parameters

agency An agency handle.

name A character string containing the mobile agent's name.

Description

This function is used to find and retrieve a pointer to an existing running mobile agent in an agency by the mobile agent's given name.

Example

See Also

MC_FindAgentByID()

MC_GetAgentArrivalTime()

Synopsis

```
#include <libmc.h>
```

```
time_t MC_GetAgentArrivalTime(MCAgent_t agent);
```

Purpose

Get the agent's arrival time.

Return Value

This function returns a valid `time_t` type variable under unix, or a valid `SYSTEMTIME` type variable under Microsoft Windows.

Parameters

agent An initialized mobile agent.

Description

Each agent that arrives at an agency keeps a record of the system time at the point at which it arrives. This API function is used to access that data.

Example

See Also

MC_GetAgentExecEngine()

Synopsis

```
#include <libmc.h>
```

```
ChInterp_t MC_GetAgentExecEngine(MCAgent_t agent);
```

Purpose

Get the AEE associated with a mobile agent in an agency.

Return Value

The function returns a Ch interpreter on success and NULL on failure.

Parameters

agent A valid mobile agent.

Description

This function is used to retrieve a Ch interpreter from a mobile agent. The mobile agent must be a valid mobile agent that has not been terminated at the time of this function call. The Ch interpreter may be used by the Embedded Ch API to execute functions, retrieve data, and other various tasks.

Example

See Also

MC_CallAgentFunc()

MC_GetAgentID()

Synopsis

```
#include <libmc.h>
```

```
int MC_GetAgentID(MCAgent_t agent);
```

Purpose

Get an agent's ID.

Return Value

This function returns an agent's ID.

Parameters

agent An initialized mobile agent.

Description

Every agent that arrives at an agency is given an agency-unique identification number. This function retrieves that number.

Example

```
<?xml version="1.0"?>

<!DOCTYPE myMessage SYSTEM "mobilec.dtd">
<MOBILEC_MESSAGE>
  <MESSAGE message="MOBILE_AGENT">
    <MOBILE_AGENT>
      <AGENT_DATA>
        <NAME>service_provider_2</NAME>
        <OWNER>IEL</OWNER>
        <HOME>10.0.0.11:5050</HOME>
        <TASK task="1" num="0">
          <DATA persistent="1"
            number_of_elements="0"
            name="no-return"
            complete="0"
            server="10.0.0.15:5050">
          </DATA>
        <AGENT_CODE>
          <![CDATA[
#define BR_IRGAIN 10
#define fwSpeed 50

int Connections_A[9] = {5, 1, 2, 5, -15, -6, -2, 2, 7};
int Connections_B[9] = {2, -2, -6, -15, 5, 2, 1, 5, 7};

struct Robot {
  int tabsens[9];
  int left_speed;
  int right_speed;
};

int RobotBehaviour(struct Robot *system) {
```

```

long int lspeed16, rspeed16;
int i;

lspeed16 = 0;
rspeed16 = 0;

for(i=0; i<9; i++) {
    lspeed16 -= Connections_B[i] * system->tabsens[i];
    rspeed16 -= Connections_A[i] * system->tabsens[i];
}
system->left_speed = ((lspeed16 / BR_IRGAIN) + fwSpeed);
system->right_speed = ((rspeed16 / BR_IRGAIN) + fwSpeed);

if(system.left_speed > 0 && system.left_speed < 30)
    system.left_speed = 30;
if(system.left_speed < 0 && system.left_speed > -30)
    system.left_speed = -30;
if(system.right_speed > 0 && system.right_speed < 30)
    system.right_speed = 30;
if(system.right_speed < 0 && system.right_speed > -30)
    system.right_speed = -30;

if(system.left_speed > 60 || system.left_speed < -60)
    system.left_speed = 0;
if(system.right_speed > 60 || system.right_speed < -60)
    system.right_speed = 0;

return 0;
}

int main(int argc, char *argv[]) {
    char **service;
    int num = 1, i, agent_id, mutex_id = 55;
    MCAgent_t agent;

    service = (char **)malloc(sizeof(char *)*num);
    for(i=0; i<num; i++) {
        service[i] = (char *)malloc(sizeof(char)*20);
    }
    strcpy(service[0], "RobotBehaviour");

    agent = mc_FindAgentByName("service_provider_1");
    agent_id = mc_GetAgentID(agent);

    mc_MutexLock(mutex_id);
    mc_DeregisterService(agent_id, service[0]);
    mc_RegisterService(mc_current_agent, service, num);
    mc_MutexUnlock(mutex_id);

    printf("Service provider 2 has arrived.\n");
    printf("Services provided:\n");
    for(i=0; i<num; i++) {
        printf("%s\n", service[i]);
    }

    for(i=0; i<num; i++) {
        free(service[i]);
    }
    free(service);
}

```

```
    return 0;
}
    ]]>
    </AGENT_CODE>
    </TASK>
    </AGENT_DATA>
    </MOBILE_AGENT>
    </MESSAGE>
</MOBILEC_MESSAGE>
```

See Also
MC_GetAgentName().

MC_GetAgentName()

Synopsis

```
#include <libmc.h>
```

```
int MC_GetAgentName(MCAgent_t agent);
```

Purpose

Get an agent's name.

Return Value

This function returns an agent's name.

Parameters

agent An initialized mobile agent.

Description

This function returns an agent's name. All agents have a self defined descriptive name that may not be unique. This function gets the name of an agent.

Example

See Also

MC_GetAgentID().

MC_GetAgentNumTasks()

Synopsis

```
#include <libmc.h>
```

```
int MC_GetAgentNumTasks(MCAgent_t agent);
```

Purpose

Return the total number of tasks a mobile agent has.

Return Value

This function returns a non negative integer on success and a negative integer on failure.

Parameters

agent A MobileC agent.

Description

This function returns the total number of tasks that an agent has. It counts all tasks: those that have been completed, those that are in progress, and those that have not yet started.

Example

```
int i;
MCAgent_t agent;

/* More code here */

i = MC_GetAgentNumTasks(agent);
printf("The agent has %d tasks.\n", i);
```

The previous piece of code retrieves the number of tasks that an agent has and prints it to standard output.

See Also

MC_GetAgentReturnData()

Synopsis

```
#include <libmc.h>
```

```
int MC_GetAgentReturnData(MCAgent_t agent, int task_num, void** data, int* dim, int** extent);
```

Purpose

Retrieve the data from a return mobile agent.

Return Value

The function returns 0 on success and non-zero otherwise.

Parameters

<i>agent</i>	A returning agent.
<i>task_num</i>	The task for which the return data is to be retrieved.
<i>data</i>	A pointer to hold an array of data.
<i>dim</i>	An integer to hold the dimension of the array.
<i>extent</i>	A pointer to hold an array of extents for each dimension of the data array.

Description

This function is used to retrieve the return data of a mobile agent. Mobile agents may return single data values as well as multidimensional arrays of int, float, or double type. The first two arguments, *agent* and *task_num*, are input arguments which specify which mobile agent and task for which to retrieve data. The next three arguments are unallocated pointers which are modified by the function. The mobile agent's return data are stored as a single list of values in *data*. The dimension of the array is stored into *dim*, and the size of each dimension is stored into *extent*.

Example

```
MCAgent_t agent;
MCAgency_t agency;
double *data;
int dim;
int *extent;
int i;
int elem;

/* Agency initialization code here */

agent = MC_FindAgentByName(agency, "ReturnAgent");
MC_GetAgentReturnData(agent, 0, &data, &dim, &extent);
elem = 1;
for(i=0; i<dim; i++) {
    printf("dim %d has %d size.\n", i, extent[i]);
    elem *= extent[i];
}
printf("There are %d total elements in the multidimensional array.\n", elem);
```

The above code prints the dimension and extent of each dimension of the return data held by the agent. It only prints the data of the first task, as indicated by the second argument of function `MC_GetAgentReturnData()`, which is 0 in this example.

See Also

MC_GetAgentStatus()

Synopsis

```
#include <libmc.h>
```

```
int MC_GetAgentStatus(MCAgent_t agent);
```

Purpose

Get the status of a mobile agent in an agency.

Return Value

The return value is of an enumerated type, “enum MC_AgentStatus_e”. The enum may be seen in Table A.2 on page 70. The values are

0, MC_WAIT_CH :	Mobile agent is currently waiting to be executed.
1, MC_WAIT_MESSGSEND :	Mobile agent is currently waiting to be exported to another agency.
2, MC_AGENT_ACTIVE :	Mobile agent is currently being executed.
3, MC_AGENT_NEUTRAL :	Mobile agent is waiting for an unspecified reason.
4, MC_AGENT_SUSPENDED :	Mobile agent is currently being suspended.
5, MC_WAIT_FINISHED :	Mobile agent has finished execution and is waiting for removal.

Parameters

agent The mobile agent from which to retrieve status information.

Description

This function gets a mobile agent’s status. The status is used to determine the mobile agent’s current state of execution.

Example

```
#include <libmc.h>
#include <stdio.h>
#ifdef _WIN32
#include <windows.h>
#else
#include <unistd.h>
#endif
int main(int argc, char *argv[])
{
    MCAgency_t agency;
    MCAgencyOptions_t options;
    MCAgent_t agent;
    char *str;
    int i;
    int port=5051;

    MC_InitializeAgencyOptions(&options);

    for (i = 0; i < MC_THREAD_ALL; i++) {
        MC_SetThreadOn(&options, i);
    }
    MC_SetThreadOff(&options, MC_THREAD_CP); /* Turn off the command prompt */
```

```

    agency = MC_Initialize(
        port,
        &options);
MC_ResetSignal(agency);
/* Retrieve the first arriving agent */
/* Note: MC_WaitRetrieveAgent() pauses the agency: We'll need to unpause
 * it later with MC_SignalReset() */
agent = MC_WaitRetrieveAgent(agency);
if (agent != NULL)
{
printf("The agent status is: %d\n", MC_GetAgentStatus(agent));
printf("This agent has %d task(s).\n", MC_GetAgentNumTasks(agent));
str = MC_GetAgentXMLString(agent);
printf("Agent XML String:\n%s\n", str);
free(str);
str = MC_RetrieveAgentCode(agent);
printf("Agent Code:\n%s\n", str);
free(str);
MC_ResetSignal(agency);
MC_MainLoop(agency);
}
else
printf("Error: returned NULL pointer for agent.\n");

    return 0;
}

```

See Also

MC_GetAgentType()

Synopsis

```
#include <libmc.h>
```

```
enum MC_AgentType_e MC_GetAgentType(MCAgent_t agent);
```

Purpose

This function blocks until one of a specified number of signals is signalled.

Return Value

This function returns an enumerated value of type `MC_AgentType_e`.

Parameters

agency A handle associated with a running agency.

signals A combination of signals specified by the enum `MC_Signal_e`.

Description

This function is used to determine the type of agent that input argument 'agent' is. It is useful for use in determining if the agent is an active agent of type 'MOBILE_AGENT', or a return agent containing return data of type 'RETURN_AGENT'.

Example

```
MCAgent_t agent;
enum MC_AgentType_e type;

/* Code here which assign an agent to variable 'agent' */
type = MC_GetAgentType(agent);
switch(type) {
    case MOBILE_AGENT:
        printf("Received a mobile agent.\n");
        break;
    case RETURN_AGENT:
        printf("Received a return agent.\n");
        break;
    default:
        printf("Received an agent of other type.\n");
        break;
}
```

The above code determines whether a mobile agent is a return agent or a normal agent to be executed, and prints the result to the standard output.

See Also

MC_GetAgentXMLString()

Synopsis

```
#include <libmc.h>
```

```
char *MC_GetAgentXMLString(MCAgent_t agent);
```

Purpose

Retrieve a mobile agent message in XML format as a character string.

Return Value

The function returns an allocated character array on success and NULL on failure.

Parameters

agent The mobile agent from which to retrieve the XML formatted message.

Description

This function retrieves a mobile agent message in XML format as a character string. The return pointer is allocated by 'malloc()' and must be freed by the user.

Example

```
#include <libmc.h>
#include <stdio.h>
#ifdef _WIN32
#include <windows.h>
#else
#include <unistd.h>
#endif
int main(int argc, char *argv[])
{
    MCAgency_t agency;
    MCAgencyOptions_t options;
    MCAgent_t agent;
    char *str;
    int i;
    int port=5051;

    MC_InitializeAgencyOptions(&options);

    for (i = 0; i < MC_THREAD_ALL; i++) {
        MC_SetThreadOn(&options, i);
    }
    MC_SetThreadOff(&options, MC_THREAD_CP); /* Turn off the command prompt */

    agency = MC_Initialize(
        port,
        &options);
    MC_ResetSignal(agency);
    /* Retrieve the first arriving agent */
    /* Note: MC_WaitRetrieveAgent() pauses the agency: We'll need to unpause
     * it later with MC_SignalReset() */
    agent = MC_WaitRetrieveAgent(agency);
    if (agent != NULL)
```



```
{
printf("The agent status is: %d\n", MC_GetAgentStatus(agent));
printf("This agent has %d task(s).\n", MC_GetAgentNumTasks(agent));
str = MC_GetAgentXMLString(agent);
printf("Agent XML String:\n%s\n", str);
free(str);
str = MC_RetrieveAgentCode(agent);
printf("Agent Code:\n%s\n", str);
free(str);
MC_ResetSignal(agency);
MC_MainLoop(agency);
}
else
printf("Error: returned NULL pointer for agent.\n");

    return 0;
}
```

See Also

MC_GetAllAgents()

Synopsis

```
#include <libmc.h>
```

```
int MC_GetAllAgents(MCAgency_t agency, MCAgent_t** agents, int* num_agents);
```

Purpose

Retrieve an array of all agents currently registered on an agency.

Return Value

The function returns 0 on success and non-zero otherwise.

Parameters

agency An initialized agency handle to get agents from.

agents The address of a MCAgent_t* type variable.

Description

This function will allocate and fill an array with handles to agents which currently reside in an agency. All agents will be listed regardless of agent status.

Example

See Also

MC_GetAgent().

MC_HaltAgency()

Synopsis

```
#include <libmc.h>
int MC_HaltAgency(MCAgency_t agency);
```

Purpose

This function halts the execution of an agency.

Return Value

The function returns 0 on success and non-zero otherwise.

Parameters

agency An initialized agency handle.

Description

This function halts the primary threads of an agency, such as the ACC, AMS, message handlers, etc. If any thread is busy with a particular task, it will halt as soon as the task is finished. Note that this function does not halt the execution of any agents which may be performing tasks. Agents performing tasks may not rely on the primary Mobile-C threads, such as the ACC, AMS, etc., and thus may not halt upon calling this function.

Example

See Also

MC_ResumeAgency().

MC_Initialize()

Synopsis

```
#include <libmc.h>
```

```
MCAgency_t MC_Initialize(int port, MCAgencyOptions_t *options);
```

Purpose

Start a Mobile-C agency and return a handle of the launched agency.

Return Value

The function returns an `MCAgency_t` on success and `NULL` on failure.

Parameters

port **The port number to listen on for incoming mobile agents.**

options **The address of a structure of type `MCAgencyOptions_t` for specifying which thread(s) to be activated in an agency and setting the default agent status for incoming mobile agents. `MCAgencyOptions_t` is defined as a structure as the following:**

```
typedef struct MCAgencyOptions_s{
    int threads;                /*!< Threads to start */
    int default_agent_status; /*!< Default agent status */
    int modified;              /*!< unused */
    int enable_security;       /*!< security enable flag */
    unsigned char passphrase[32]; /*!< security enable flag */

    /* Following are some thread stack size options: unix/pthreads only! */
    int stack_size[MC_THREAD_ALL]; /*!< If the stack size is -1, use system

    char *known_host_filename; /* Filename of the known-hosts file (optional)
    char *priv_key_filename; /* Filename of the private key file (optional)
    int initInterps; /* Default initial number of Ch interpreters to preload
    ChOptions_t* ch_options; /* Ch Options for the Embedded Ch Interpreters
} MCAgencyOptions_t;
```

Description

`MC_Initialize()` starts a Mobile-C agency and returns a handle of type `MCAgency_t` containing the information about the current agency. The first one specifies the port number on which an agency will listen. The second one can specify which thread(s) to be activated in an agency and the default agent status for incoming mobile agents.

Example

```
#include <stdio.h>
#include <libmc.h>

#ifdef _WIN32
```

```
#include <windows.h>
#endif

int main(int argc, char *argv[])
{
    MCAgency_t agency;
    int local_port = 5051;

    agency = MC_Initialize(local_port, NULL);

    MC_MainLoop(agency);

    MC_End(agency);
    return 0;
}
```

See Also
MC_End()

MC_InitializeAgencyOptions()

Synopsis

```
#include <libmc.h>
```

```
int MC_InitializeAgencyOptions(struct MCAgencyOptions_s* options);
```

Purpose

Initialize the agency options structure to default values.

Return Value

The function returns 0 on success and non-zero otherwise.

Parameters

options An uninitialized reference to a struct `MCAgencyOptions_s` type variable.

Description

This function fills the agency options struct with default values. This function will overwrite any values that have already been set in the struct.

Example

```
/* mc_sample_app.c
 *
 * This sample program uses the Mobile C library to build
 * a simple command-line driven client/server app.
 *
 * 12/15/2006
 * */

#include <libmc.h>
#include <stdio.h>
int main(int argc, char *argv[])
{
    MCAgency_t agency;
    MCAgencyOptions_t options;
    int i;
    int port=5050;

    /* We want _all_ the threads on: including the command
     * prompt thread, which is off by default */

    MC_InitializeAgencyOptions(&options);

    /* Turn on all threads.
     * Note: This is actually not necessary, since they are all on by default,
     * but this code does provide a good example of how to manipulate MobileC
     * threads. */
    for (i = 0; i < MC_THREAD_ALL; i++) {
        MC_SetThreadOn(&options, i);
    }

    if (argc == 2) {
        printf("Starting agency listening on port %d.\n",
```

```

        atoi(argv[1]) );
    agency = MC_Initialize(
        atoi(argv[1]),
        &options
    );
} else {
    agency = MC_Initialize(
        port,
        &options);
}

if (argc == 4) {
/* Note: The third argument of the following function may also be a
valid IP address in the form of a string. i.e. 192.168.0.1 */
    MC_SendAgentMigrationMessageFile(
        agency,
        (char *)argv[1],
        (char *)argv[2],
        atoi((char *)argv[3]) );
} else {
    printf("To send an xml file on startup, run:\n");
    printf("%s <xml file> <remote host> <remote port>\n", argv[0]);
    printf("\nStarting simple MobileC listen server...\n");

    /* Wait forever... */
    MC_MainLoop(agency);
}
MC_End(agency);
return 0;
}

```

See Also

MC_Initialize().

MC_LoadAgentFromFile()

Synopsis

```
#include <libmc.h>
```

```
int MC_LoadAgentFromFile(MCAgency_t agency, const char* filename);
```

Purpose

Add a mobile agent into a local agency from an XML file.

Return Value

The function returns 0 on success and non-zero otherwise.

Parameters

agency An initialized agency handle to add an agent to.

filename An xml file containing a MobileC mobile agent.

Description

This function adds a mobile agent to an agency. The agent is loaded from an xml file referenced by the `filename` function argument.

Example

```
#include <stdio.h>
#include <stdlib.h>
#include <libmc.h>

int main(int argc, char *argv[])
{
    MCAgency_t agency;
    MCAgencyOptions_t options;
    int port=5050;

    MC_InitializeAgencyOptions(&options);
    MC_SetThreadOff(&options, MC_THREAD_CP); /* Turn off command prompt */
    agency = MC_Initialize(port, &options);

    /* Note: The third argument of the following function may also be a
       valid IP address in the form of a string. i.e. 192.168.0.1 */
    printf("Sending agent to self...\n");
    MC_LoadAgentFromFile(agency,
        "agent.xml");
    printf("Done.\n");
    MC_MainLoop(agency);
    exit(0);
}
```

See Also

MC_MainLoop()

Synopsis

```
#include <libmc.h>
```

```
int MC_MainLoop(MCAgency_t agency);
```

Purpose

Cause the calling thread to wait indefinitely on an agency.

Return Value

If the Mobile-C agency is terminated safely from another thread or agent, the function will return 0. Otherwise, the function will return a non-zero error code.

Parameters

agency A handle associated with a running agency.

Description

This function will block the calling thread until another thread or agent calls the function `MC_End()` or `mc_End()`, respectively. It must be run on a handle that is attached to an agency that has already been started with the function `MC_Initialize()`. Also note that it is not necessary to call this function to start a valid Mobile-C agency. All agency threads and services are started upon calling `MC_Initialize()`, and `MC_MainLoop()` is generally only used to prevent the main thread from exiting.

Example

```
#include <stdio.h>
#include <libmc.h>

#ifdef _WIN32
#include <windows.h>
#endif

int main(int argc, char *argv[])
{
    MCAgency_t agency;
    int local_port = 5051;

    agency = MC_Initialize(local_port, NULL);

    MC_MainLoop(agency);

    MC_End(agency);
    return 0;
}
```

See Also

MC_MigrateAgent()

Synopsis

```
#include <libmc.h>
```

```
int MC_MigrateAgent(MCAgent_t agent, const char* hostname, int port);
```

Purpose

Instructs an agent to migrate to another host.

Return Value

The function returns 0 on success and non-zero otherwise.

Parameters

agent An initialized mobile agent.
hostname The new host to migrate to.
port The port on the new host to migrate to.

Description

This function instructs an agent to migrate to a new host. The task of the agent is not incremented. The agent will executed whatever task it was currently on when this function was invoked on the new host. Note that this function only prepends a task to the agents task list. The agent still needs to finish before the migration step occurs.

Example

See Also

`mc_MigrateAgent()`

MC_MutexLock()

Synopsis

```
#include <libmc.h>
```

```
int MC_MutexLock(MCAgency_t agency, int id);
```

Purpose

This function locks a previously initialized Mobile-C synchronization variable as a mutex. If the mutex is already locked, the function blocks until it is unlocked before locking the mutex and continuing.

Return Value

This function returns 0 on success, or non-zero if the *id* could not be found.

Parameters

agency The agency in which to find the synchronization variable to lock.
id The id of the synchronization variable to lock.

Description

This function locks the mutex part of a Mobile-C synchronization variable. While this is primarily used to guard a shared resource, the behaviour is similar to the standard POSIX mutex locking. Note that although a MobileC synchronization variable may assume the role of a mutex, condition variable, or semaphore, once a Mobile-C synchronization variable is used as a mutex, it should not be used as anything else for the rest of its life cycle.

Example

Please see Program 26 on page 48 in Chapter 7.

See Also

MC_MutexUnlock(), MC_SyncInit(), MC_SyncDelete().

MC_MutexUnlock()

Synopsis

```
#include <libmc.h>
```

```
int MC_MutexUnlock(MCAgency_t agency, int id);
```

Purpose

This function unlocks a locked Mobile-C synchronization variable.

Return Value

This function returns 0 on success, or non-zero if the *id* could not be found.

Parameters

agency The agency in which to find the synchronization variable to lock.
id The id of the synchronization variable to lock.

Description

This function unlocks a Mobile-C synchronization variable that was previously locked as a mutex. If the mutex is not locked while calling this function, undefined behaviour results. Note that although a Mobile-C may act as a mutex, condition variable, or semaphore, once it has been locked and/or unlocked as a mutex, it should only be used as a mutex for the remainder of its life cycle or unexpected behaviour may result.

Example

Please see Program 26 on page 48 in Chapter 7.

See Also

MC_MutexLock(), MC_SyncInit(), MC_SyncDelete().

MC_PrintAgentCode()

Synopsis

```
#include <libmc.h>
```

```
int MC_PrintAgentCode(MCAgent_t agent);
```

Purpose

Print a mobile agent code for inspection.

Return Value

The function returns 0 on success and non-zero otherwise.

Parameters

agent The mobile agent from which to print the code.

Description

This function prints the mobile agent code to the standard output.

Example

See Also

MC_RegisterService()

Synopsis

```
#include <libmc.h>
```

```
int MC_RegisterService(MCAgency_t agency, MCAgent_t agent, int agentID, const char agentName,  
char** serviceNames, int numServices);
```

Purpose

Registers an agent service with an agency Directory Facilitator.

Return Value

The function returns 0 on success and non-zero otherwise.

Parameters

agency An initialized agency handle to add an agent to.
agent (Optional) An initialized mobile agent.
agentID (Optional) An agent id.
agentName (Optional) An agent name.
serviceNames A list of descriptive names for agent services.
numServices The number of services listed in the previous argument.

Description

This function is used to register agent services with an agency. Among the optional arguments, either a valid agent must be supplied, or both an agent ID and an agent name. Thus, services may be registered to an agent which has not yet arrived at an agency by specifying the ID and name of the agent.

Example

```
<?xml version="1.0"?>  
  
<!DOCTYPE myMessage SYSTEM "mobilec.dtd">  
  
<MOBILEC_MESSAGE>  
  <MESSAGE message="MOBILE_AGENT">  
    <MOBILE_AGENT>  
      <AGENT_DATA>  
        <NAME>agent1</NAME>  
        <OWNER>IEL</OWNER>  
        <HOME>localhost:5050</HOME>  
        <TASKS task="1" num="0">  
          <TASK num="0" complete="0" server="localhost:5051" persistent="1" >  
          </TASK>  
        <AGENT_CODE>  
          <![CDATA[  
#include <stdio.h>  
  
int main()  
{  
  int i;  
  char** services;  
  services = (char**)malloc(sizeof(char*) * 2);
```

```

for (i = 0; i < 2; i++) {
    services[i] = (char*)malloc(sizeof(char)*20);
}
strcpy(services[0], "agent1_service");
strcpy(services[1], "agent1_bonus_service");

mc_RegisterService(
    mc_current_agent,
    services,
    2
);

return 0;
}
]]>
</AGENT_CODE>
</TASKS>
</AGENT_DATA>
</MOBILE_AGENT>
</MESSAGE>
</MOBILEC_MESSAGE>

```

See Also

mc_RegisterService(), MC_DeregisterService().

MC_ResetSignal()

Synopsis

```
#include <libmc.h>
```

```
int MC_ResetSignal(MCAgency_t agency);
```

Purpose

This function is used to reset the Mobile-C signalling system. It is intended to be used after returning from a call to function MC_WaitSignal().

Return Value

This function returns 0 on success and non-zero otherwise.

Parameters

agency A handle to a running agency.

Description

This function is used to reset the Mobile-C signalling system. System signals are triggered by certain events in the Mobile-C library. This includes events such as the arrival of a new message or mobile agent, and the departure of a mobile agent, etc. If function MC_WaitSignal() is used to listen for one of these events, function MC_ResetSignal() must be called in order to allow Mobile-C to resume with it's operations.

Example

```
#include <stdio.h>
#include <libmc.h>

int main(int argc, char *argv[])
{
    MCAgency_t agency;
    MCAgencyOptions_t options;
    MCAgent_t agent;
    int dim, *extent;
    double *data;
    int i, j, size;
    int port=5050;
    int remote_port=5051;

    MC_InitializeAgencyOptions(&options);
    MC_SetThreadOff(&options, MC_THREAD_CP); /* Turn off command prompt */
    agency = MC_Initialize(port, &options);

    /* Note: The third argument of the following function may also be a
       valid IP address in the form of a string. i.e. 192.168.0.1 */
    MC_SendAgentMigrationMessageFile(agency,
        "test.xml",
        "localhost",
        remote_port);

    /* Wait for return-agent arrival signal */
    MC_WaitSignal(agency, MC_RECV_RETURN);
}
```



```

/* Make sure we caught the correct agent */
agent = MC_FindAgentByName(agency, "mobagent3");
if (agent == NULL) {
    fprintf(stderr, "Did not receive correct agent. \n");
    exit(1);
}

/* Print relevant information */
printf("%d tasks.\n", MC_GetAgentNumTasks(agent) );
for (i = 0; i < MC_GetAgentNumTasks(agent); i++) {
    MC_GetAgentReturnData(
        agent,
        i,
        (void*)&data,
        &dim,
        &extent );
    printf("Task: %d\n", i);
    size = 1;
    printf("dim is %d\n", dim);
    for (j = 0; j < dim; j++) {
        size *= extent[j];
    }
    printf("Size: %d\n", size);
    printf("Data elements: ");
    for (j = 0; j < size; j++) {
        printf("%f ", data[j]);
    }
    printf("\n\n");
    free(data);
    free(extent);
}

/* We must reset the signal that we previously caught with the
 * MC_WaitSignal() function with MC_ResetSignal() */
MC_ResetSignal(agency);

MC_End(agency);
return 0;
}

```

See Also

MC_WaitSignal()

MC_ResumeAgency()

Synopsis

```
#include <libmc.h>
int MC_ResumeAgency(MCAgency_t agency);
```

Purpose

This function resumes the execution of an agency.

Return Value

The function returns 0 on success and non-zero otherwise.

Parameters

agency An initialized agency handle.

Description

This function resumes the operation of the core threads of the Mobile-C agency, such as the ACC, AMS, etc., after they have been halted by the `MC_HaltAgency()` function.

Example

See Also

`MC_HaltAgency()`.

MC_RetrieveAgent()

Synopsis

```
#include <libmc.h>
```

```
MCAgent_t MC_RetrieveAgent(MCAgency_t agency);
```

Purpose

Retrieve the first neutral mobile agent from a mobile agent list.

Return Value

The function returns an MCAgent_t object on success or NULL on failure.

Parameters

agency An agency handle.

Description

This function retrieves the first agent with status MC_AGENT_NEUTRAL from a mobile agent list. If there are no mobile agents with this attribute, the return value is NULL.

Example

See Also

MC_RetrieveAgentCode()

Synopsis

```
#include <libmc.h>
```

```
char *MC_RetrieveAgentCode(MCAgent_t agent);
```

Purpose

Retrieve a mobile agent code in the form of a character string.

Return Value

The function returns an allocated character array on success and NULL on failure.

Parameters

agent The mobile agent from which to retrieve the code.

Description

This function retrieves a mobile agent code. The return pointer is allocated by 'malloc()' and must be freed by the user.

Example

```
#include <libmc.h>
#include <stdio.h>
#ifdef _WIN32
#include <windows.h>
#else
#include <unistd.h>
#endif
int main(int argc, char *argv[])
{
    MCAgency_t agency;
    MCAgencyOptions_t options;
    MCAgent_t agent;
    char *str;
    int i;
    int port=5051;

    MC_InitializeAgencyOptions(&options);

    for (i = 0; i < MC_THREAD_ALL; i++) {
        MC_SetThreadOn(&options, i);
    }
    MC_SetThreadOff(&options, MC_THREAD_CP); /* Turn off the command prompt */

    agency = MC_Initialize(
        port,
        &options);
    MC_ResetSignal(agency);
    /* Retrieve the first arriving agent */
    /* Note: MC_WaitRetrieveAgent() pauses the agency: We'll need to unpause
     * it later with MC_SignalReset() */
    agent = MC_WaitRetrieveAgent(agency);
    if (agent != NULL)
```

```
{
printf("The agent status is: %d\n", MC_GetAgentStatus(agent));
printf("This agent has %d task(s).\n", MC_GetAgentNumTasks(agent));
str = MC_GetAgentXMLString(agent);
printf("Agent XML String:\n%s\n", str);
free(str);
str = MC_RetrieveAgentCode(agent);
printf("Agent Code:\n%s\n", str);
free(str);
MC_ResetSignal(agency);
MC_MainLoop(agency);
}
else
printf("Error: returned NULL pointer for agent.\n");

return 0;
}
```

See Also

MC_SearchForService()

Synopsis

```
#include <libmc.h>
```

```
int MC_SearchForService(MCAgency_t agency, char* SearchString, char*** agentNames, char*** serviceNames, int ** agentIDs, int* numResults);
```

Purpose

Searches the Directory Facilitator for a service.

Return Value

The function returns 0 on success and non-zero otherwise.

Parameters

<i>agency</i>	An initialized agency handle.
<i>searchString</i>	(in) A search substring. All services names registered with the Directory Facilitator with a matching substring will be a hit.
<i>agentNames</i>	(out) A newly allocated array of agent names of agents that provide services matching the search string.
<i>serviceNames</i>	(out) A newly allocated array of service names matching the search substring.
<i>AgentIDs</i>	(out) A newly allocated array of agent IDs of matching agents.
<i>numServices</i>	(out) The number of services listed in the previous argument.

Description

This function is used to search the Directory Facilitator for a service. The function will return all services if any part of the service name matches the search string.

Example

```
<?xml version="1.0"?>

<!DOCTYPE myMessage SYSTEM "mobilec.dtd">

<MOBILEC_MESSAGE>
  <MESSAGE message="MOBILE_AGENT">
    <MOBILE_AGENT>
      <AGENT_DATA>
        <NAME>agent3</NAME>
        <OWNER>IEL</OWNER>
        <HOME>localhost:5050</HOME>
        <TASKS task="1" num="0">
          <TASK num="0" complete="0" server="localhost:5051" persistent="1" >
        </TASK>
      <AGENT_CODE>
        <![CDATA[
#include <stdio.h>

int main()
{
  int i;
  char **agentNames;
```

```

char **serviceNames;
int *agentIDs;
int numResults;

mc_SearchForService(
    "bonus",
    &agentNames,
    &serviceNames,
    &agentIDs,
    &numResults
);
for (i = 0; i < numResults; i++) {
    printf("%s:%d %s\n",
        agentNames[i],
        agentIDs[i],
        serviceNames[i]
    );
}

printf("\n");

return 0;
}
]]>
</AGENT_CODE>
</TASKS>
</AGENT_DATA>
</MOBILE_AGENT>
</MESSAGE>
</MOBILEC_MESSAGE>

```

See Also

MC_RegisterService(), MC_DeregisterService().

MC_SemaphorePost()

Synopsis

```
#include <libmc.h>
```

```
int MC_SemaphorePost(MCAgency_t agency, int id);
```

Purpose

This function unlocks one resource from a Mobile-C semaphore, increasing its count by one.

Return Value

This function returns 0 on success, or non-zero if the *id* could not be found or on a semaphore error.

Parameters

agency The agency in which to find the synchronization variable to lock.
id The id of the synchronization variable to lock.

Description

MC_SemaphorePost unlocks a resource from a previously allocated and initialized Mobile-C synchronization variable being used as a semaphore. This function may be called multiple times to increase the count of the semaphore up to INT_MAX. Note that although a Mobile-C synchronization variable may be used as a mutex, condition variable, or semaphore, once it is used as a semaphore, it should only be used as a semaphore for the remainder of its life cycle.

Example

The MC_SemaphorePost() function usage is very similar to the other binary space synchronization functions. Please see Chapter 7 on page 42 and the demo at “demos/agent_semaphore_example/” for more information.

See Also

MC_SemaphoreWait(), MC_SyncInit(), MC_SyncDelete().

MC_SemaphoreWait()

Synopsis

```
#include <libmc.h>
```

```
int MC_SemaphoreWait(MCAgency_t agency, int id);
```

Purpose

This function allocates one resource from a Mobile-C synchronization semaphore variable.

Return Value

This function returns 0 on success, or non-zero if the id could not be found.

Parameters

agency The agency in which to find the synchronization variable to lock.
id The id of the synchronization variable to lock.

Description

This function allocates one resource from a previously allocated and initialized Mobile-C synchronization semaphore. If the semaphore resource count is non-zero, the resource is immediately allocated. If the semaphore resource count is zero, the function blocks until a resource is freed before allocating a resource and continuing. Note that although a Mobile-C synchronization variable may be used as a mutex, condition variable, or semaphore, once it is used as a semaphore, it should only be used as a semaphore for the remainder of its life cycle.

Example

The MC_SemaphorePost() function usage is very similar to the other binary space synchronization functions. Please see Chapter 7 on page 42 for more information.

See Also

MC_SemaphorePost(), MC_SyncInit(), MC_SyncDelete().

MC_SendAgentMigrationMessage()

Synopsis

```
#include <libmc.h>
```

```
int MC_SendAgentMigrationMessage(MCAgency_t agency, char *message, char *hostname, int port);
```

Purpose

Send an ACL mobile agent message to a remote agency.

Return Value

The function returns 0 on success and non-zero otherwise.

Parameters

<i>agency</i>	A handle associated with an agency from which to send the ACL mobile agent message. A NULL pointer can be used to send the ACL message from an unspecified agency.
<i>message</i>	The ACL mobile agent message to be sent.
<i>hostname</i>	The hostname of the remote agency. It can be in number-dot format or hostname format, i.e., 169.237.104.199 or machine.ucdavis.edu.
<i>port</i>	The port number on which the remote agency is listening.

Description

This function is used to send an XML based ACL mobile agent message, which is a string, to a remote agency. This function can be used without a running local agency.

Example

See Also

MC_SendAgentMigrationMessageFile()

Synopsis

```
#include <libmc.h>
```

```
int MC_SendAgentMigrationMessageFile(MCAgency_t agency, char *filename, char *hostname, int port);
```

Purpose

Send an ACL mobile agent message saved as a file to a remote agency.

Return Value

The function returns 0 on success and non-zero otherwise.

Parameters

<i>agency</i>	A handle associated with an agency from which to send the ACL mobile agent message. A NULL pointer can be used to send the ACL message from an unspecified agency.
<i>filename</i>	The ACL mobile agent message file to be sent.
<i>hostname</i>	The hostname of the remote agency. It can be in number-dot format or hostname format, i.e., 169.237.104.199 or machine.ucdavis.edu.
<i>port</i>	The port number on which the remote agency is listening.

Description

This function is used to send an XML based ACL mobile agent message, which is saved as a file, to a remote agency. This function can be used without a running local agency.

Example

```
#include <stdio.h>
#include <stdlib.h>
#include <libmc.h>

int main(int argc, char *argv[])
{
    MCAgency_t agency;
    MCAgencyOptions_t options;
    int port=5050;
    int remote_port = 5051;

    MC_InitializeAgencyOptions(&options);
    MC_SetThreadOff(&options, MC_THREAD_CP); /* Turn off command prompt */
    agency = MC_Initialize(port, &options);

    /* Note: The third argument of the following function may also be a
       valid IP address in the form of a string. i.e. 192.168.0.1 */
    MC_SendAgentMigrationMessageFile(agency,
        "test1.xml",
        "localhost",
        remote_port);
    MC_End(agency);
    exit(0);
}
```

See Also

MC_SendSteerCommand()

Synopsis

```
#include <libmc.h>
```

```
int MC_SendSteerCommand(MCAgency_t agency, enum MC_SteerCommand_e cmd);
```

Purpose

Send a steering command to a Mobile-C computational steering algorithm.

Return Value

The function returns 0 on success and non-zero otherwise.

Parameters

agency An initialized agency handle to add an agent to.

cmd The command to send.

Description

This function sends a steering command to a Mobile-C steerable algorithm.

Example

```
<?xml version="1.0"?>
<!DOCTYPE myMessage SYSTEM "mobilec.dtd">
<MOBILEC_MESSAGE>
  <MESSAGE message="MOBILE_AGENT">
    <MOBILE_AGENT>
      <AGENT_DATA>
        <NAME>suspend_agent</NAME>
        <OWNER>IEL</OWNER>
        <HOME>localhost:5051</HOME>
        <TASKS task="1" num="0">
          <TASK num="0"
            complete="0"
            server="localhost:5050">
            <DATA name="no-return" >
            </DATA>
          </TASK>
        </TASKS>
        <AGENT_CODE>
          <![CDATA[
#include <stdio.h>
int main() {
  int mutex_id = 55;
  mc_MutexLock(mutex_id);
  printf("Suspending...\n");
  mc_SendSteerCommand(MC_SUSPEND);
  sleep(10);
  mc_MutexUnlock(mutex_id);
  return 0;
}
]]>
      </AGENT_CODE>
    </MOBILE_AGENT>
  </MESSAGE>
</MOBILEC_MESSAGE>
```

</MESSAGE>
</MOBILEC_MESSAGE>

See Also

MC_Steer(), MC_SteerControl().

MC_SetAgentStatus()

Synopsis

```
#include <libmc.h>
```

```
int MC_SetAgentStatus(MCAgent_t agent, int status);
```

Purpose

Set the status of a mobile agent in an agency.

Return Value

This function returns 0 on success and non-zero otherwise.

Parameters

agent The mobile agent whose status is to be assigned.

status An integer representing the status to be assigned to a mobile agent.

Description

This function returns an integer of enumerated type `enum MC_AgentStatus_e`. Details about this enumerated type may be found in Table A.2 on page 70.

Example

```
#include <libmc.h>
#include <stdio.h>
#ifdef _WIN32
#include <windows.h>
#else
#include <unistd.h>
#endif
int main(int argc, char *argv[])
{
    MCAgency_t agency1;
    MCAgency_t agency2;
    MCAgencyOptions_t options;
    int i;
    int port1 = 5051;
    int port2 = 5052;

    MCAgent_t agent;
    MCAgent_t agent_copy;

    MC_InitializeAgencyOptions(&options);

    /* We want _all_ the threads on: EXCEPT, the command prompt thread */
    for (i = 0; i < MC_THREAD_ALL; i++) {
        MC_SetThreadOn(&options, i);
    }
    MC_SetThreadOff(&options, MC_THREAD_CP); /* Turn off command prompt */

    agency1 = MC_Initialize(
        port1,
        &options);
    agency2 = MC_Initialize(
```

```
    port2,  
    &options);  
  
while(1) {  
    agent = MC_WaitRetrieveAgent(agency1);  
    MC_CopyAgent(&agent_copy, agent);  
    MC_SetAgentStatus(agent_copy, MC_WAIT_CH);  
    MC_AddAgent(agency2, agent_copy);  
    MC_ResetSignal(agency1);  
}  
  
return 0;  
}
```

See Also

MC_SetDefaultAgentStatus()

Synopsis

```
#include <libmc.h>
```

```
int MC_SetDefaultAgentStatus(MCAgency_t agency, int status);
```

Purpose

Set the default status of any incoming mobile agents.

Return Value

This function returns 0 on success and non-zero otherwise.

Parameters

agency A handle to a running agency.

status An integer representing the status to be assigned to any incoming mobile agents as their default status.

Description

This function is used to set the default agent status for all incoming agents in an agency. By default, every incoming agent is set to status “MC_WAIT_CH”, but that may be changed with this function. The agent status is an enumerated type “enum MC_AgentStatus_e”, which may be seen in Table A.2 on page 70.

Example

```
MCAgency_t agency;  
agency = MC_Initialize(5050, NULL);  
MC_SetDefaultAgentStatus(agency, MC_AGENT_NEUTRAL);  
  
/* etc... */
```

See Also

MC_GetAgentStatus()

MC_SetThreadOff()

Synopsis

```
#include <libmc.h>
```

```
int MC_SetThreadOff(MCAgencyOptions_t *options, enum threadIndex_e thread);
```

Purpose

Set a particular thread to not execute upon Mobile-C initialization.

Return Value

This function returns 0 on success and non-zero otherwise.

Parameters

options An allocated MCAgencyOptions.t variable.

thread A thread index.

Description

This function is used to modify the Mobile-C startup options. It is used to disable threads that may otherwise be enabled. The threads which may be modified are

- MC_THREAD_AI : Agent Initializing Thread - Create agent from incoming messages.
- MC_THREAD_AM : Agent Managing Thread - Manage active agents.
- MC_THREAD_CL : Connection Listening Thread - Listen incoming connections.
- MC_THREAD_MR : Message Receiving Thread - Handle incoming connections and receive agent messages.
- MC_THREAD_MS : Message Sending Thread - Handle outgoing connections and send agent messages.
- MC_THREAD_CP : Command Prompt Thread - Handle an interactive user command prompt.

Example

```
MCAgencyOptions_t options;
MCAgency_t agency;

/* Turn the listen thread off. We will receive our messages
   in another method. */
MC_SetThreadOff(&options, MC_THREAD_AI);

/* Start the agency with no listen thread*/
agency = MC_Initialize(5050, &options);

/* etc ... */
```

See Also

MC_SetThreadOn()

MC_SetThreadOn()

Synopsis

```
#include <libmc.h>
```

```
int MC_SetThreadOn(MCAgencyOptions_t *options, enum threadIndex_e thread);
```

Purpose

Sets a particular thread to execute upon Mobile C initialization.

Return Value

This function returns 0 on success and non-zero otherwise.

Parameters

options An allocated MCAgencyOptions.t variable.

thread A thread index.

Description

This function is used to modify the Mobile-C startup options. It is used to enable threads that may otherwise be disabled. The threads which may be modified are

MC_THREAD_AI : Agent Initializing Thread - Create agent from incoming messages.

MC_THREAD_AM : Agent Managing Thread - Manage active agents.

MC_THREAD_CL : Connection Listening Thread - Listen incoming connections.

MC_THREAD_MR : Message Receiving Thread - Handle incoming connections and receive agent messages.

MC_THREAD_MS : Message Sending Thread - Handle outgoing connections and send agent messages.

MC_THREAD_CP : Command Prompt Thread - Handle an interactive user command prompt.

Example

```
MCAgencyOptions_t options;  
MCAgency_t agency;
```

```
/* Turn the command prompt thread on */  
MC_SetThreadOn(&options, MC_THREAD_CP);
```

```
/* Start the agency with a command prompt on port 5050 */  
agency = MC_Initialize(5050, &options);
```

```
/* etc ... */
```

See Also

MC_SetThreadOff()

MC_Steer()

Synopsis

```
#include <libmc.h>
```

```
int MC_Steer(MCAgency_t attr, int (*funcptr)(void* data), void* arg);
```

Purpose

The **MC_Steer** function initialized and runs a function containing an algorithm. The function enables the steering functionality of the algorithm so that it may accept command during runtime to change the execution of the algorithm. For more information, please see the example and the demo located in the **demos/steer_example/** directory.

Return Value

The function returns **0** on success, or a non-zero error code on failure.

Description

The **MC_Steer** function is designed execute an algorithm in a fashion which enables that algorithm to be steered or modified on-the-fly during runtime. See the demo and the example for more details.

Example

```
#include <stdio.h>
#include <libmc.h>
#ifdef _WIN32
#include <windows.h>
#endif

int algorithm(void* boo);

int main() {
    MCAgency_t agency;
    int local_port = 5050;
    MCAgencyOptions_t options;

    MC_InitializeAgencyOptions(&options);

    MC_SetThreadOff(&options, MC_THREAD_CP); /* Turn off command prompt */

    agency = MC_Initialize(local_port, &options);

    printf("Starting algorithm...\n");
    MC_Steer(
        agency,
        &algorithm,
        NULL
    );

    MC_End(agency);
    return 0;
}

int algorithm(void* boo)
```

```
{
    int i=0;
    MC_SteerCommand_t command;
    while(1) {
#ifdef _WIN32
        sleep(1);
#else
        Sleep(1000);
#endif
        printf("%d \n", i);
        i++;
        command = MC_SteerControl();
        if(
            command == MC_RESTART ||
            command == MC_STOP
        )
        {
            return 0;
        }
    }
}
```

See Also

MC_SteerControl()

MC_SteerControl()

Synopsis

```
#include <libmc.h>
```

```
int MC_SteerControl(void);
```

Purpose

This function is used to enable Mobile-C as a steerable computational platform. See the example following for more information, as well as the demo provided in the directory `demos/steer_example`.

Return Value

This function returns the current steer command. The command is of type `enum MC_Steer_Command_e`.

This enumerated type contains the following definitions:

<code>MC_RUN</code>	Continue the algorithm.
<code>MC_SUSPEND</code>	Pause the algorithm.
<code>MC_RESTART</code>	Restart the algorithm from the beginning.
<code>MC_STOP</code>	Stop the algorithm.

Description

`MC_SteerControl` controls the execution of an algorithm in binary space. This function is meant to retrieve the current requested command for the algorithm, but it is up to the algorithm implementation to actually implement these behaviours. See the example and the demo for more details.

Example

```
#include <stdio.h>
#include <libmc.h>
#ifdef _WIN32
#include <windows.h>
#endif

int algorithm(void* boo);

int main() {
    MCAgency_t agency;
    int local_port = 5050;
    MCAgencyOptions_t options;

    MC_InitializeAgencyOptions(&options);

    MC_SetThreadOff(&options, MC_THREAD_CP); /* Turn off command prompt */

    agency = MC_Initialize(local_port, &options);

    printf("Starting algorithm...\n");
    MC_Steer(
        agency,
        &algorithm,
        NULL
    );

    MC_End(agency);
    return 0;
}
```

```
int algorithm(void* boo)
{
    int i=0;
    MC_SteerCommand_t command;
    while(1) {
#ifdef _WIN32
        sleep(1);
#else
        Sleep(1000);
#endif
        printf("%d \n", i);
        i++;
        command = MC_SteerControl();
        if(
            command == MC_RESTART ||
            command == MC_STOP
        )
        {
            return 0;
        }
    }
}
```

See Also
MC_Steer()

MC_SyncDelete()

Synopsis

```
#include <libmc.h>
int MC_SyncDelete(int id);
```

Purpose

Delete a previously initialized synchronization variable.

Return Value

This function returns 0 on success and nonzero otherwise.

Parameters

id The id of the condition variable to delete.

Description

This function is used to delete and deallocate a previously initialized Mobile-C synchronization variable.

Example

Please see Chapter 7 on synchronization on page 42 for more details about using this function.

See Also

MC_SyncInit().

MC_SyncInit()

Synopsis

```
#include <libmc.h>
```

```
int MC_SyncInit(MCAgency_t agency, int id);
```

Purpose

Initialize a new synchronization variable.

Return Value

This function returns the allocated id of the synchronization variable. Note that the allocated id may not necessarily be the same as the requested id. See the description below for more details.

Parameters

agency The agency in which the new synchronization variable should be initialized.

id A requested synchronization variable id. A random id will be assigned if the value passed is 0 or if there is a conflicting id.

Description

This function initializes a generic Mobile-C synchronization node for use by agents and the agency. Each node contains a mutex, a condition variable, and a semaphore. Upon initialization, each variable is initialized to default values: The mutex is unlocked and the semaphore has a value of zero. Each node may be used as a mutex, condition variable, or semaphore. Though it is possible to use multiple synchronization variables in a single node, this is discouraged as it may lead to unpredictable results.

Each synchronization variable created by this function is effectively global across the agency and therefore must have a unique identifying number. If this function is called requesting an id that is already registered, the function will automatically ignore the requested value and allocate a synchronization variable with a randomly generated id.

Example

Please see Chapter 7 on synchronization on page 42 for more details about using this function.

See Also

MC_CondSignal(), MC_CondWait(), MC_MutexLock(), MC_MutexUnlock(), MC_SemaphorePost(), MC_SemaphoreWait(), MC_SyncDelete().

MC_TerminateAgent()

Synopsis

```
#include <libmc.h>
```

```
int MC_TerminateAgent(MCAgent_t agent);
```

Purpose

Terminate the execution of a mobile agent in an agency.

Return Value

The function returns 0 on success and an error code on failure.

Parameters

agent A valid mobile agent.

Description

This function halts a running mobile agent. The Ch interpreter is left intact. The mobile agent may still reside in the agency in MC_AGENT_NEUTRAL mode if the mobile agent is tagged as 'persistent', or is terminated and flushed otherwise.

Example

This function is identical to the agent-space counterpart. Please see the example listed under `mc_TerminateAgent()` on page 268.

See Also

MC_WaitAgent()

Synopsis

```
#include <libmc.h>
```

```
int MC_WaitAgent(MCAgency_t agency);
```

Purpose

Cause the calling thread to wait until a mobile agent is received.

Return Value

The function returns 0 on success and non-zero otherwise.

Parameters

agency A handle associated with a running agency.

Description

This function waits on an agency and wakes up the addition of a new mobile agent to the agency.

Example

See Also

MC_WaitRetrieveAgent()

Synopsis

```
#include <libmc.h>
```

```
MCAgent_t MC_WaitRetrieveAgent(MCAgency_t agency);
```

Purpose

Block the calling thread until a mobile agent arrives, and return the mobile agent instead of executing it.

Return Value

The function returns a mobile agent on success and a NULL on failure.

Parameters

agency A handle associated with a running agency.

Description

This function waits on an agency and wakes up the addition of a new mobile agent to the agency. It will then remove the mobile agent from the agency and return it.

Example

```
#include <libmc.h>
#include <stdio.h>
#ifdef _WIN32
#include <windows.h>
#else
#include <unistd.h>
#endif
int main(int argc, char *argv[])
{
    MCAgency_t agency;
    MCAgencyOptions_t options;
    MCAgent_t agent;
    char *str;
    int i;
    int port=5051;

    MC_InitializeAgencyOptions(&options);

    for (i = 0; i < MC_THREAD_ALL; i++) {
        MC_SetThreadOn(&options, i);
    }
    MC_SetThreadOff(&options, MC_THREAD_CP); /* Turn off the command prompt */

    agency = MC_Initialize(
        port,
        &options);
    MC_ResetSignal(agency);
    /* Retrieve the first arriving agent */
    /* Note: MC_WaitRetrieveAgent() pauses the agency: We'll need to unpause
    * it later with MC_SignalReset() */
```

```
    agent = MC_WaitRetrieveAgent(agency);
if (agent != NULL)
{
printf("The agent status is: %d\n", MC_GetAgentStatus(agent));
printf("This agent has %d task(s).\n", MC_GetAgentNumTasks(agent));
str = MC_GetAgentXMLString(agent);
printf("Agent XML String:\n%s\n", str);
free(str);
str = MC_RetrieveAgentCode(agent);
printf("Agent Code:\n%s\n", str);
free(str);
MC_ResetSignal(agency);
MC_MainLoop(agency);
}
else
printf("Error: returned NULL pointer for agent.\n");

    return 0;
}
```

See Also

MC_WaitSignal()

Synopsis

```
#include <libmc.h>
```

```
int MC_WaitSignal(MCAgency_t agency, int signals);
```

Purpose

This function is used to block the execution of a Mobile-C library application until the event of a signal.

Return Value

This function returns 0 on success and non-zero otherwise.

Parameters

agency A handle to a running agency.

signals A bitwise-or combination of signals to wait on.

Description

This function is used to block the execution of an application using the Mobile-C library until a given signal is received as specified by the parameter *signals*. Currently implemented signals that may be waited on are:

MC_RECV_CONNECTION :	Continue after a connection is initialized.
MC_RECV_MESSAGE :	Continue after a message is received.
MC_RECV_AGENT :	Continue after an agent is received.
MC_RECV_RETURN:	Continue after return data is received.
MC_EXEC_AGENT :	Continue after an agent is finished executing.
MC_ALL_SIGNALS :	Continue after any one of the above events occurs.

In order to wait on a custom combination of signals, the bitwise 'or operator' may be used to specify combinations of signals.

Example

```
/* More code here. */

/* Now we wait until we receive a message or mobile agent. */
MC_WaitSignal(agency, RECV_MESSAGE | RECV_AGENT);

/* At this point, a message or mobile agent has been received. */

/* Perform operations on the new message or mobile agent here. */

/* Resume the Mobile-C library */
MC_ResetSignal(agency);

/* More code here. */
```

The above piece of code blocks execution until either a RECV_MESSAGE or a RECV_AGENT event occurs. The function MC_ResetSignal() must be invoked at some point after returning from MC_WaitSignal() in order for Mobile-C to resume normal operations.

See Also

MC_ResetSignal()

Appendix B

Mobile-C API in the C/C++ Script Space

The prototypes of Mobile-C functions used in the C/C++ script space are declared in `agent.c`. Furthermore, a number of enumerations, data types, and special variables are declared in `agent.c` for each agent interpreter by the agency. These enums, data types, special variables, and functions are all considered “built-in” in the mobile agent space as no header file or extra code is needed to access them. They are declared through Embedded Ch functions, `Ch_DeclareFunc()`, `Ch_DeclareVar()` and `Ch_DeclareTypedef()` [12]. Note that the C/C++ script space is also referred to the mobile agent space in this user’s guide.

All enumerations and special variables may be found in Tables B.1, B.2 and B.3, respectively. The defined data type and function prototypes are listed in Tables B.4 and B.5, respectively. `agent.c` can be found in directories ‘src’.

Table B.1: enum MC_SteerCommand_e : This enumerated type lists commands that may be used with the mc_SendSteerCommand() function.

Data Type	Description
MC_RUN	Start/continue an algorithm.
MC_SUSPEND	Pause an algorithm.
MC_RESTART	Restart an algorithm for initial values.
MC_STOP	Stop an algorithm.

Table B.2: enum mc_AgentStatus_e: This enumerated type defines the current execution state of a mobile agent.

0 , MC_WAIT_CH :	Mobile agent is currently waiting to be executed.
1 , MC_WAIT_MESSGSEND :	Mobile agent is currently waiting to be exported to another agency.
2 , MC_AGENT_ACTIVE :	Mobile agent is currently being executed.
3 , MC_AGENT_NEUTRAL :	Mobile agent is waiting for an unspecified reason.
4 , MC_AGENT_SUSPENDED :	Mobile agent is currently being suspended.
5 , MC_WAIT_FINISHED :	Mobile agent has finished execution and is waiting for removal.

Table B.3: A table of pre-defined agent-space variables. These are considered 'built-in' in agent space as no additional header file is required to access these variables.

Variable Name	Description
int mc_agent_id	Holds the unique integer id assigned by the Agency to the agent.
char mc_agent_name[]	Holds the agent's name.
void* mc_current_agent	Holds a pointer itself.
char mc_host_name[]	Holds the agency's hostname.
int mc_host_port	Holds the port of the current agency.
int mc_task_progress	Contains the current task number of the agent.
int mc_num_tasks	Contains the total number of tasks an agent has.

Table B.4: Data type for functions in the C/C++ script space.

Data Type	Description
MCagent_t	A void pointer for a mobile agent.

Table B.5: Functions in the C/C++ script space.

Function	Description
mc_AclAddReceiver()	Add a receiver to a FIPA ACL message.
mc_AclAddReplyTo()	Add a reply-to address to a FIPA ACL message.
mc_AclNew()	Allocate a new empty FIPA ACL message.
mc_AclPost()	Post a FIPA ACL message.
mc_AclReply()	Generate a reply to a FIPA ACL message.
mc_AclRetrieve()	Retrieve a FIPA ACL message from the mailbox.
mc_AclSend()	Send a FIPA ACL message.
mc_AclSetContent()	Set the content of a FIPA ACL message.
mc_AclSetPerformative()	Set the performative of a FIPA ACL message.
mc_AclSetSender()	Set the sender of a FIPA ACL message.
mc_AclWaitRetrieve()	Wait for the arrival of a new FIPA ACL message.
mc_AddAgent()	Add a mobile agent into an agency.
mc_AgentVariableSave()	Save a variable to an agent's datastate.
mc_AgentVariableRetrieve()	Retrieve a previously saved variable.
mc_Barrier()	Block until all agents in an agency have called this function.
mc_BarrierDelete()	Delete a Mobile-C barrier.
mc_BarrierInit()	Initialize a Mobile-C barrier.
mc_CallAgentFunc()	Call a function defined in an agent.
mc_ComposeAgent()	Compose an agent from program source code.
mc_ComposeAgentS()	Compose an agent from program source code with a workgroup code.
mc_ComposeAgentFile()	Compose an agent from a program source code file.
mc_ComposeAgentFileS()	Compose an agent from a program source code file with a workgroup code.
mc_CondBroadcast()	Wake up all agents/threads waiting on a condition variable.
mc_CondReset()	Reset a Mobile-C condition variable.
mc_CondSignal()	Signal another agent that is waiting on a condition variable.
mc_CondWait()	Cause the calling agent or thread to wait on a Mobile C condition variable with the ID specified by the argument.
mc_DeleteAgent()	Stop and remove an agent from an agency.
mc_DeregisterService()	Deregister a service with the Directory Facilitator.
mc_End()	Terminate a Mobile-C agency.
mc_FindAgentByID()	Find a mobile agent by its ID in an agency.
mc_FindAgentByName()	Find a mobile agent by its name in an agency.
mc_GetAgentArrivalTime()	Get the time when an agent arrives an agency.
mc_GetAgentExecEngine()	Get the AEE associated with a mobile agent in an agency.
mc_GetAgentID()	Get the ID of an agent.
mc_GetAgentName()	Get the name of an agent.

Table B.5: Functions in the C/C++ script space (contd.).

Function	Description
mc_MigrateAgent()	Migrate an agent.
mc_ResumeAgency()	Resume an agency's operation.
mc_RetrieveAgent()	Retrieve the first neutral mobile agent from the mobile agent list.
mc_RetrieveAgentCode()	Retrieve a mobile agent code in the form of a character string.
mc_SearchForService()	Search the Directory Facilitator for a service.
mc_SemaphorePost()	Unlock one resource from a Mobile-C semaphore.
mc_SemaphoreWait()	Allocate one resource from a Mobile-C synchronization semaphore variable.
mc_SendAgentMigrationMessage()	Send an ACL mobile agent message to a remote agency.
mc_SendAgentMigrationMessageFile()	Send an ACL mobile agent message saved as a file to a remote agency.
mc_SendSteerCommand()	Send a command to control a steerable binary space function.
mc_SetAgentStatus()	Set the status of a mobile agent in an agency.
mc_SetDefaultAgentStatus()	Assign a user defined default status to all incoming mobile agents.
mc_SyncDelete()	Delete a previously initialized synchronization variable.
mc_SyncInit()	Initialize a new synchronization variable.
mc_TerminateAgent()	Terminate the execution of a mobile agent in an agency.
mc_GetAgentNumTasks()	Get the number of tasks a mobile agent has.
mc_GetAgentReturnData()	Get the return data of a mobile agent.
mc_GetAgentStatus()	Get the status of a mobile agent in an agency.
mc_GetAgentType()	Get the type of a mobile agent.
mc_GetAgentXMLString()	Retrieve a mobile agent message in XML format as a character string.
mc_GetAllAgents()	Obtain all the agents in an agency.
mc_HaltAgency()	Halt an agency's operation.
mc_MutexLock()	Lock a previously initialized Mobile-C synchronization variable as a mutex.
mc_MutexUnlock()	Unlock a locked Mobile-C synchronization variable.
mc_PrintAgentCode()	Print a mobile agent code for inspection.
mc_RegisterService()	Register a new service with the Directory Facilitator.

mc_AclAddReceiver()

Synopsis

```
int mc_AclAddReceiver(fipa_acl_message_t* acl, const char* name, const char* address );
```

Purpose

Add a receiver to the ACL message.

Return Value

Returns 0 on success or non-zero on failure.

Parameters

acl An initialized ACL message.
name Sets the name of the receiver.
address Sets the address of the receiver.

Description

This function is used to add a receiver to an ACL message. This function may be called multiple times on an ACL message. each time this function is called, a new receiver is appended to the list of intended receivers for the ACL message.

Example

```
<?xml version="1.0"?>

<!DOCTYPE myMessage SYSTEM "mobilec.dtd">

<MOBILEC_MESSAGE>
  <MESSAGE message="MOBILE_AGENT">
    <MOBILE_AGENT>
      <AGENT_DATA>
        <NAME>mobagent2</NAME>
        <OWNER>IEL</OWNER>
        <HOME>localhost:5050</HOME>
        <TASKS task="1" num="0">
          <TASK num="0" complete="0" server="localhost:5052">
            </TASK>
        </TASKS>
        <AGENT_CODE>
          <![CDATA[
//#include <stdio.h>
#ifdef _WIN32_
#pragma package "/usr/local/ch/package/chmobilec"
#else
#pragma package "C:\\ch\\package\\chmobilec"
#endif

#include <math.h>
#include <fipa_acl.h>
int main()
{
    fipa_acl_message_t* message;

    printf("\n%s: Arried at %s\n", mc_agent_name, mc_agent_address);
```

```

printf("\n%s: Creating new ACL message.\n", mc_agent_name);
message = mc_AclNew();
mc_AclSetPerformative(message, FIPA_INFORM );
mc_AclSetSender(message, mc_agent_name, mc_agent_address);
mc_AclAddReceiver(message, "mobagent1", "http://localhost:5051/acc" );

mc_AclSetProtocol(message, FIPA_PROTOCOL_CONTRACT_NET);
mc_AclSetConversationID(message, "cn1");
mc_AclSetContent(message, "Content from mobagent2" );

printf("%s: sending ACL message...\n");
mc_AclSend(message);
mc_AclDestroy(message);

/* Now wait for a message to come back */
printf("%s: Waiting for a message.\n", mc_agent_name);
message = mc_AclWaitRetrieve(mc_current_agent);

printf("%s: Received a message from %s.\n", mc_agent_name, message->sender->name);
printf("\tContent is '%s'.\n", message->content->content);
printf("\tProtocol is '%d'.\n", message->protocol);
printf("\tConverationID is '%s'.\n", message->conversation_id->content.string->content);

mc_AclDestroy(message);
return 0;
}
]]>
</AGENT_CODE>
</TASKS>
</AGENT_DATA>
</MOBILE_AGENT>
</MESSAGE>
</MOBILEC_MESSAGE>

```

See Also

mc_AclSetPerformative(), **mc_AclSetSender()**, **mc_AclAddReplyTo()**,
mc_AclSetContent()

mc_AclAddReplyTo()

Synopsis

```
#include <libmc.h>
```

```
int mc_AclAddReplyTo(fipa_acl_message_t* acl, const char* name, const char* address );
```

Purpose

Add a reply-to address to the ACL message.

Return Value

Returns 0 on success or non-zero on failure.

Parameters

- acl* An initialized ACL message.
- name* Sets the name of the reply-to destination.
- address* Sets the address of the reply-to destination.

Description

This function is used to add a reply-to address to an ACL message. This function may be called multiple times on an ACL message. each time this function is called, a new reply-to address is appended to the list of intended reply-to addresses for the ACL message.

Example

```
<?xml version="1.0"?>

<!DOCTYPE myMessage SYSTEM "mobilec.dtd">

<MOBILEC_MESSAGE>
  <MESSAGE message="MOBILE_AGENT">
    <MOBILE_AGENT>
      <AGENT_DATA>
        <NAME>mobagent2</NAME>
        <OWNER>IEL</OWNER>
        <HOME>localhost:5050</HOME>
        <TASKS task="1" num="0">
          <TASK num="0" complete="0" server="localhost:5052">
            </TASK>
        </TASKS>
        <AGENT_CODE>
          <![CDATA[
//#include <stdio.h>
#ifdef _WIN32_
#pragma package "/usr/local/ch/package/chmobilec"
#else
#pragma package "C:\\ch\\package\\chmobilec"
#endif

#include <math.h>
#include <fipa_acl.h>
int main()
{
    fipa_acl_message_t* message;
```

```

printf("\n%s: Arrived at %s\n", mc_agent_name, mc_agent_address);

printf("\n%s: Creating new ACL message.\n", mc_agent_name);
message = mc_AclNew();
mc_AclSetPerformative(message, FIPA_INFORM );
mc_AclSetSender(message, mc_agent_name, mc_agent_address);
mc_AclAddReceiver(message, "mobagent1", "http://localhost:5051/acc" );

mc_AclSetProtocol(message, FIPA_PROTOCOL_CONTRACT_NET);
mc_AclSetConversationID(message, "cn1");
mc_AclSetContent(message, "Content from mobagent2" );

printf("%s: sending ACL message...\n");
mc_AclSend(message);
mc_AclDestroy(message);

/* Now wait for a message to come back */
printf("%s: Waiting for a message.\n", mc_agent_name);
message = mc_AclWaitRetrieve(mc_current_agent);

printf("%s: Received a message from %s.\n", mc_agent_name, message->sender->name);
printf("\tContent is '%s'.\n", message->content->content);
printf("\tProtocol is '%d'.\n", message->protocol);
printf("\tConverationID is '%s'.\n", message->conversation_id->content.string->content);

mc_AclDestroy(message);
return 0;
}
]]>
</AGENT_CODE>
</TASKS>
</AGENT_DATA>
</MOBILE_AGENT>
</MESSAGE>
</MOBILEC_MESSAGE>

```

See Also

mc_AclSetPerformative(), **mc_AclSetSender()**, **mc_AclAddReceiver()**,
mc_AclSetContent()

mc_AclNew()

Synopsis

```
#include <libmc.h>
fipa_acl_message_t* mc_AclNew(void);
```

Purpose

Create a new, blank ACL message.

Return Value

Returns a newly allocated ACL message structure or NULL on failure.

Parameters None.

Description

This function allocates and returns a new ACL message. All attributes of the message are set empty values and must be initialized before sending the message.

Example

```
<?xml version="1.0"?>
<!DOCTYPE myMessage SYSTEM "mobilec.dtd">
<MOBILEC_MESSAGE>
  <MESSAGE message="MOBILE_AGENT">
    <MOBILE_AGENT>
      <AGENT_DATA>
        <NAME>mobagent2</NAME>
        <OWNER>IEL</OWNER>
        <HOME>localhost:5050</HOME>
        <TASKS task="1" num="0">
          <TASK num="0" complete="0" server="localhost:5052">
            </TASK>
        </TASKS>
        <AGENT_CODE>
          <![CDATA[
//#include <stdio.h>
#ifdef _WIN32_
#pragma package "/usr/local/ch/package/chmobilec"
#else
#pragma package "C:\\ch\\package\\chmobilec"
#endif

#include <math.h>
#include <fipa_acl.h>
int main()
{
    fipa_acl_message_t* message;

    printf("\n%s: Arried at %s\n", mc_agent_name, mc_agent_address);

    printf("\n%s: Creating new ACL message.\n", mc_agent_name);
```



```

message = mc_AclNew();
mc_AclSetPerformative(message, FIPA_INFORM );
mc_AclSetSender(message, mc_agent_name, mc_agent_address);
mc_AclAddReceiver(message, "mobagent1", "http://localhost:5051/acc" );

mc_AclSetProtocol(message, FIPA_PROTOCOL_CONTRACT_NET);
mc_AclSetConversationID(message, "cn1");
mc_AclSetContent(message, "Content from mobagent2" );

printf("%s: sending ACL message...\n");
mc_AclSend(message);
mc_AclDestroy(message);

/* Now wait for a message to come back */
printf("%s: Waiting for a message.\n", mc_agent_name);
message = mc_AclWaitRetrieve(mc_current_agent);

printf("%s: Received a message from %s.\n", mc_agent_name, message->sender->name);
printf("\tContent is '%s'.\n", message->content->content);
printf("\tProtocol is '%d'.\n", message->protocol);
printf("\tConverationID is '%s'.\n", message->conversation_id->content.string->content);

mc_AclDestroy(message);
return 0;
}
    ]]>
    </AGENT_CODE>
</TASKS>
</AGENT_DATA>
</MOBILE_AGENT>
</MESSAGE>
</MOBILEC_MESSAGE>

```

See Also

mc_AclPost(), **mc_AclReply()**, **mc_AclRetrieve()**, **mc_AclSend()**,
mc_AclWaitRetrieve()

mc_AclPost()

Synopsis

```
#include <libmc.h>
```

```
int mc_AclPost(mcAgent_t agent, fipa_acl_message_t* message);
```

Purpose

Post a message directly to an agent's mailbox.

Return Value

Returns 0 on success, non-zero on failure.

Parameters

agent An initialized mobile agent.

message The ACL message to post.

Description

This function is used to post an ACL message directly to an agent's mailbox. The agent must reside on the same agency as the caller. No forwarding or checking of any fields of the ACL message is performed.

Example

See Also

`mc_AclNew()`, `mc_AclReply()`, `mc_AclRetrieve()`, `mc_AclSend()`,
`mc_AclWaitRetrieve()`

mc_AclReply()

Synopsis

```
#include <libmc.h>
```

```
int mc_AclReply(fipa_acl_message_t* acl_message);
```

Purpose

Automatically generate an ACL message addressed to the sender of an incoming ACL message..

Return Value

A newly allocated ACL message with the 'receiver' field initialized, or NULL on failure.

Parameters

acl_message The message to generate a reply to.

Description

This function is designed to make replying to received ACL messages easier. The function automatically generates a new ACL message with the correct destination address to reach the sender of the original message.

Example

See Also

```
mc_AclNew(), mc_AclPost(), mc_AclRetrieve(), mc_AclSend(),  
mc_AclWaitRetrieve()
```

mc_AclRetrieve()

Synopsis

```
#include <libmc.h>
```

```
int mc_AclRetrieve(MCAgent_t agent);
```

Purpose

Retrieve a message from an agent's mailbox.

Return Value

An ACL message on success, or NULL if no messages are in the mailbox.

Parameters

agent An initialized mobile agent.

Description

This function is used to retrieve a message from an agent's mailbox. The message are retrieved in FIFO order. If there are no messages in the mailbox, the function will return NULL.

Example

```
<?xml version="1.0"?>

<!DOCTYPE myMessage SYSTEM "mobilec.dtd">

<MOBILEC_MESSAGE>
  <MESSAGE message="MOBILE_AGENT">
    <MOBILE_AGENT>
      <AGENT_DATA>
        <NAME>mobagent1</NAME>
        <OWNER>IEL</OWNER>
        <HOME>localhost:5050</HOME>
        <TASKS task="1" num="0">
          <TASK num="0" complete="0" server="localhost:5051">
            </TASK>
        </TASKS>
        <AGENT_CODE>
          <![CDATA[
//#include <stdio.h>
#ifdef _WIN32_
#pragma package "/usr/local/ch/package/chmobilec"
#else
#pragma package "C:\\ch\\package\\chmobilec"
#endif

#include <math.h>
#include <fipa_acl.h>
int main()
{
    fipa_acl_message_t* message;
    fipa_acl_message_t* reply;

    printf("\n%s: Arrived at %s.\n", mc_agent_name, mc_agent_address);
```

```

printf("%s: Waiting for a message.\n", mc_agent_name);
message = mc_AclWaitRetrieve(mc_current_agent);

printf("%s: Received a message from %s.\n", mc_agent_name, message->sender->name);
printf("\tContent is '%s'.\n", message->content->content);
printf("\tProtocol is '%d'.\n", message->protocol);
printf("\tConverationID is '%s'.\n", message->conversation_id->content.string->content);

printf("%s: Generating a reply message.\n", mc_agent_name);
reply = mc_AclReply(message);
mc_AclSetPerformative(reply, FIPA_INFORM );
mc_AclSetSender(reply, mc_agent_name, mc_agent_address);
mc_AclSetContent(reply, "Reply from mobagent1." );

printf("%s: Sending message...\n", mc_agent_name);
mc_AclSend(reply);

mc_AclDestroy(message);
mc_AclDestroy(reply);
return 0;
}
    ]]>
    </AGENT_CODE>
</TASKS>
</AGENT_DATA>
</MOBILE_AGENT>
</MESSAGE>
</MOBILEC_MESSAGE>

```

See Also

mc_AclNew(), **mc_AclPost()**, **mc_AclReply()**, **mc_AclSend()**,
mc_AclWaitRetrieve()

mc_AclSend()

Synopsis

```
#include <libmc.h>
int mc_AclSend(MCAgency_t attr, fipa_acl_message_t* acl);
```

Purpose

Send an ACL message.

Return Value

Returns 0 on success, non-zero on failure.

Parameters

attr An initialized Mobile-C agency handle.
message The ACL message to send.

Description

This function will compose a fully compliant FIPA Acl message and send it to the destinations as specified by the 'receiver' field of the acl message. The function also creates a FIPA compliant xml envelope which is attached to the message. The message is sent using the FIPA compliant HTTP Message Transport Protocol.

Example

```
<?xml version="1.0"?>
<!DOCTYPE myMessage SYSTEM "mobilec.dtd">
<MOBILEC_MESSAGE>
  <MESSAGE message="MOBILE_AGENT">
    <MOBILE_AGENT>
      <AGENT_DATA>
        <NAME>mobagent2</NAME>
        <OWNER>IEL</OWNER>
        <HOME>localhost:5050</HOME>
        <TASKS task="1" num="0">
          <TASK num="0" complete="0" server="localhost:5052">
            </TASK>
        </TASKS>
        <AGENT_CODE>
          <![CDATA[
//#include <stdio.h>
#ifdef _WIN32_
#pragma package "/usr/local/ch/package/chmobilec"
#else
#pragma package "C:\\ch\\package\\chmobilec"
#endif

#include <math.h>
#include <fipa_acl.h>
int main()
{
    fipa_acl_message_t* message;
```

```

printf("\n%s: Arrived at %s\n", mc_agent_name, mc_agent_address);

printf("\n%s: Creating new ACL message.\n", mc_agent_name);
message = mc_AclNew();
mc_AclSetPerformative(message, FIPA_INFORM );
mc_AclSetSender(message, mc_agent_name, mc_agent_address);
mc_AclAddReceiver(message, "mobagent1", "http://localhost:5051/acc" );

mc_AclSetProtocol(message, FIPA_PROTOCOL_CONTRACT_NET);
mc_AclSetConversationID(message, "cn1");
mc_AclSetContent(message, "Content from mobagent2" );

printf("%s: sending ACL message...\n");
mc_AclSend(message);
mc_AclDestroy(message);

/* Now wait for a message to come back */
printf("%s: Waiting for a message.\n", mc_agent_name);
message = mc_AclWaitRetrieve(mc_current_agent);

printf("%s: Received a message from %s.\n", mc_agent_name, message->sender->name);
printf("\tContent is '%s'.\n", message->content->content);
printf("\tProtocol is '%d'.\n", message->protocol);
printf("\tConverationID is '%s'.\n", message->conversation_id->content.string->content);

mc_AclDestroy(message);
return 0;
}
]]>
</AGENT_CODE>
</TASKS>
</AGENT_DATA>
</MOBILE_AGENT>
</MESSAGE>
</MOBILEC_MESSAGE>

```

See Also

mc_AclNew(), **mc_AclPost()**, **mc_AclReply()**, **mc_AclRetrieve()**,
mc_AclWaitRetrieve()

mc_AclSetContent()

Synopsis

```
#include <libmc.h>
```

```
int mc_AclSetContent(fipa_acl_message_t* acl, const char* name);
```

Purpose

Set the content on an ACL message.

Return Value

Returns 0 on success or non-zero on failure.

Parameters

acl An initialized ACL message.

content Set the content field of an ACL message.

Description

This function sets the “content” field of an ACL message.

Example

```
<?xml version="1.0"?>

<!DOCTYPE myMessage SYSTEM "mobilec.dtd">

<MOBILEC_MESSAGE>
  <MESSAGE message="MOBILE_AGENT">
    <MOBILE_AGENT>
      <AGENT_DATA>
        <NAME>mobagent2</NAME>
        <OWNER>IEL</OWNER>
        <HOME>localhost:5050</HOME>
        <TASKS task="1" num="0">
          <TASK num="0" complete="0" server="localhost:5052">
            </TASK>
        </TASKS>
        <AGENT_CODE>
          <![CDATA[
//#include <stdio.h>
#ifdef _WIN32_
#pragma package "/usr/local/ch/package/chmobilec"
#else
#pragma package "C:\\ch\\package\\chmobilec"
#endif

#include <math.h>
#include <fipa_acl.h>
int main()
{
    fipa_acl_message_t* message;

    printf("\n%s: Arried at %s\n", mc_agent_name, mc_agent_address);

    printf("\n%s: Creating new ACL message.\n", mc_agent_name);
```



```

message = mc_AclNew();
mc_AclSetPerformative(message, FIPA_INFORM );
mc_AclSetSender(message, mc_agent_name, mc_agent_address);
mc_AclAddReceiver(message, "mobagent1", "http://localhost:5051/acc" );

mc_AclSetProtocol(message, FIPA_PROTOCOL_CONTRACT_NET);
mc_AclSetConversationID(message, "cn1");
mc_AclSetContent(message, "Content from mobagent2" );

printf("%s: sending ACL message...\n");
mc_AclSend(message);
mc_AclDestroy(message);

/* Now wait for a message to come back */
printf("%s: Waiting for a message.\n", mc_agent_name);
message = mc_AclWaitRetrieve(mc_current_agent);

printf("%s: Received a message from %s.\n", mc_agent_name, message->sender->name);
printf("\tContent is '%s'.\n", message->content->content);
printf("\tProtocol is '%d'.\n", message->protocol);
printf("\tConverationID is '%s'.\n", message->conversation_id->content.string->content);

mc_AclDestroy(message);
return 0;
}
    ]]>
    </AGENT_CODE>
</TASKS>
</AGENT_DATA>
</MOBILE_AGENT>
</MESSAGE>
</MOBILEC_MESSAGE>

```

See Also

mc_AclSetPerformative(), **mc_AclSetSender()**, **mc_AclAddReceiver()**,
mc_AclAddReplyTo()

mc_AclSetPerformative()

Synopsis

```
#include <libmc.h>
```

```
int mc_AclSetPerformative(fipa_acl_message_t* acl, enum fipa_performative_e performative);
```

Purpose

Set the performative on an ACL message.

Return Value

Returns 0 on success or non-zero on failure.

Parameters

acl An initialized ACL message.
performative The FIPA performative you wish the message to contain.

Description

This function is used to set the FIPA ACL performative on an ACL message. The performative may be any valid FIPA performative listed in the table below.

Enumerated Value	FIPA Performative
FIPA_ACCEPT_PROPOSAL	accept-proposal
FIPA_AGREE	agree
FIPA_CANCEL	cancel
FIPA_CALL_FOR_PROPOSAL	call-for-proposal
FIPA_CONFIRM	confirm
FIPA_DISCONFIRM	disconfirm
FIPA_FAILURE	failure
FIPA_INFORM	inform
FIPA_INFORM_IF	inform-if
FIPA_INFORM_REF	inform-ref
FIPA_NOT_UNDERSTOOD	not-understood
FIPA_PROPOGATE	propogate
FIPA_PROPOSE	propose
FIPA_PROXY	proxy
FIPA_QUERY_IF	query-if
FIPA_QUERY_REF	query-ref
FIPA_REFUSE	refuse
FIPA_REJECT_PROPOSAL	reject-proposal
FIPA_REQUEST	request
FIPA_REQUEST_WHEN	request-when
FIPA_REQUEST_WHENEVER	request-whenever
FIPA_SUBSCRIBE	subscribe

Example

```
<?xml version="1.0"?>  
  
<!DOCTYPE myMessage SYSTEM "mobilec.dtd">  
  
<MOBILEC_MESSAGE>
```

```

<MESSAGE message="MOBILE_AGENT">
<MOBILE_AGENT>
  <AGENT_DATA>
    <NAME>mobagent2</NAME>
    <OWNER>IEL</OWNER>
    <HOME>localhost:5050</HOME>
    <TASKS task="1" num="0">
      <TASK num="0" complete="0" server="localhost:5052">
        </TASK>
      <AGENT_CODE>
        <![CDATA[
//#include <stdio.h>
#ifdef _WIN32_
#pragma package "/usr/local/ch/package/chmobilec"
#else
#pragma package "C:\\ch\\package\\chmobilec"
#endif

#include <math.h>
#include <fipa_acl.h>
int main()
{
    fipa_acl_message_t* message;

    printf("\n%s: Arried at %s\n", mc_agent_name, mc_agent_address);

    printf("\n%s: Creating new ACL message.\n", mc_agent_name);
    message = mc_AclNew();
    mc_AclSetPerformative(message, FIPA_INFORM );
    mc_AclSetSender(message, mc_agent_name, mc_agent_address);
    mc_AclAddReceiver(message, "mobagent1", "http://localhost:5051/acc" );

    mc_AclSetProtocol(message, FIPA_PROTOCOL_CONTRACT_NET);
    mc_AclSetConversationID(message, "cn1");
    mc_AclSetContent(message, "Content from mobagent2" );

    printf("%s: sending ACL message...\n");
    mc_AclSend(message);
    mc_AclDestroy(message);

    /* Now wait for a message to come back */
    printf("%s: Waiting for a message.\n", mc_agent_name);
    message = mc_AclWaitRetrieve(mc_current_agent);

    printf("%s: Received a message from %s.\n", mc_agent_name, message->sender->name);
    printf("\tContent is '%s'.\n", message->content->content);
    printf("\tProtocol is '%d'.\n", message->protocol);
    printf("\tConverationID is '%s'.\n", message->conversation_id->content.string->content);

    mc_AclDestroy(message);
    return 0;
}
]]>
</AGENT_CODE>
</TASKS>
</AGENT_DATA>
</MOBILE_AGENT>
</MESSAGE>
</MOBILEEC_MESSAGE>

```

See Also

`mc_AclSetSender()`, `mc_AclAddReceiver()`, `mc_AclAddReplyTo()`,
`mc_AclSetContent()`

mc_AclSetSender()

Synopsis

```
#include <libmc.h>
```

```
int mc_AclSetSender(fipa_acl_message_t* acl, const char* name, const char* address );
```

Purpose

Set the sender on an ACL message.

Return Value

Returns 0 on success or non-zero on failure.

Parameters

acl An initialized ACL message.
name Sets the name of the sender.
address Sets the address of the sender.

Description

This function is used to allocate and set the “sender” field of an ACL message. If this function is called more than once on an ACL message, the original data in the “sender” field is overwritten.

Example

```
<?xml version="1.0"?>

<!DOCTYPE myMessage SYSTEM "mobilec.dtd">

<MOBILEC_MESSAGE>
  <MESSAGE message="MOBILE_AGENT">
    <MOBILE_AGENT>
      <AGENT_DATA>
        <NAME>mobagent2</NAME>
        <OWNER>IEL</OWNER>
        <HOME>localhost:5050</HOME>
        <TASKS task="1" num="0">
          <TASK num="0" complete="0" server="localhost:5052">
            </TASK>
        </TASKS>
        <AGENT_CODE>
          <![CDATA[
//#include <stdio.h>
#ifdef _WIN32_
#pragma package "/usr/local/ch/package/chmobilec"
#else
#pragma package "C:\\ch\\package\\chmobilec"
#endif

#include <math.h>
#include <fipa_acl.h>
int main()
{
    fipa_acl_message_t* message;

    printf("\n%s: Arried at %s\n", mc_agent_name, mc_agent_address);
```

```

printf("\n%s: Creating new ACL message.\n", mc_agent_name);
message = mc_AclNew();
mc_AclSetPerformative(message, FIPA_INFORM );
mc_AclSetSender(message, mc_agent_name, mc_agent_address);
mc_AclAddReceiver(message, "mobagent1", "http://localhost:5051/acc" );

mc_AclSetProtocol(message, FIPA_PROTOCOL_CONTRACT_NET);
mc_AclSetConversationID(message, "cn1");
mc_AclSetContent(message, "Content from mobagent2" );

printf("%s: sending ACL message...\n");
mc_AclSend(message);
mc_AclDestroy(message);

/* Now wait for a message to come back */
printf("%s: Waiting for a message.\n", mc_agent_name);
message = mc_AclWaitRetrieve(mc_current_agent);

printf("%s: Received a message from %s.\n", mc_agent_name, message->sender->name);
printf("\tContent is '%s'.\n", message->content->content);
printf("\tProtocol is '%d'.\n", message->protocol);
printf("\tConverationID is '%s'.\n", message->conversation_id->content.string->content);

mc_AclDestroy(message);
return 0;
}
]]>
</AGENT_CODE>
</TASKS>
</AGENT_DATA>
</MOBILE_AGENT>
</MESSAGE>
</MOBILEC_MESSAGE>

```

See Also

mc_AclSetPerformative(), **mc_AclAddReceiver()**, **mc_AclAddReplyTo()**,
mc_AclSetContent()

mc_AclWaitRetrieve()

Synopsis

```
#include <libmc.h>
```

```
int mc_AclWaitRetrieve(mcAgent_t agent);
```

Purpose

Wait until there is a message in an agent's mailbox and retrieve it.

Return Value

An ACL message on success, or NULL on failure.

Parameters

agent An initialized mobile agent.

Description

This function is used to wait for activity on an empty mailbox. If this function is called on an empty mailbox, the function will block indefinitely until a message is posted to the mailbox. Once a message is posted, the function will unblock and return the new message.

Example

```
<?xml version="1.0"?>
<!DOCTYPE myMessage SYSTEM "mobilec.dtd">
<MOBILEC_MESSAGE>
  <MESSAGE message="MOBILE_AGENT">
    <MOBILE_AGENT>
      <AGENT_DATA>
        <NAME>mobagent1</NAME>
        <OWNER>IEL</OWNER>
        <HOME>localhost:5050</HOME>
        <TASKS task="1" num="0">
          <TASK num="0" complete="0" server="localhost:5051">
            </TASK>
          <AGENT_CODE>
            <![CDATA[
//#include <stdio.h>
#ifdef _WIN32_
#pragma package "/usr/local/ch/package/chmobilec"
#else
#pragma package "C:\\ch\\package\\chmobilec"
#endif

#include <math.h>
#include <fipa_acl.h>
int main()
{
    fipa_acl_message_t* message;
    fipa_acl_message_t* reply;
```

```

printf("\n%s: Arrived at %s.\n", mc_agent_name, mc_agent_address);

printf("%s: Waiting for a message.\n", mc_agent_name);
message = mc_AclWaitRetrieve(mc_current_agent);

printf("%s: Received a message from %s.\n", mc_agent_name, message->sender->name);
printf("\tContent is '%s'.\n", message->content->content);
printf("\tProtocol is '%d'.\n", message->protocol);
printf("\tConverationID is '%s'.\n", message->conversation_id->content.string->content);

printf("%s: Generating a reply message.\n", mc_agent_name);
reply = mc_AclReply(message);
mc_AclSetPerformative(reply, FIPA_INFORM );
mc_AclSetSender(reply, mc_agent_name, mc_agent_address);
mc_AclSetContent(reply, "Reply from mobagent1." );

printf("%s: Sending message...\n", mc_agent_name);
mc_AclSend(reply);

mc_AclDestroy(message);
mc_AclDestroy(reply);
return 0;
}
    ]]>
    </AGENT_CODE>
</TASKS>
</AGENT_DATA>
</MOBILE_AGENT>
</MESSAGE>
</MOBILEC_MESSAGE>

```

See Also

mc_AclNew(), **mc_AclPost()**, **mc_AclReply()**, **mc_AclSend()**,
mc_AclWaitRetrieve()

mc_AddAgent()

Synopsis

```
int mc_AddAgent(MCAgent_t agent);
```

Purpose

Add a mobile agent into an agency.

Return Value

The function returns 0 on success and non-zero otherwise.

Parameters

agent An initialized mobile agent.

Description

This function adds a mobile agent to an agency.

Example

Please see the example for MC_AddAgent() on page 92.

See Also

mc_AgentVariableRetrieve()

Synopsis

```
void* mc_AgentVariableSave(MCAgent_t agent, const char* variable_name, int task_num);
```

Purpose

Retrieve a previously saved variable from the agent's datastate.

Return Value

A pointer to the data on success, or NULL on failure.

Parameters

<i>agent</i>	The agent for which to save a variable. From agent space, this value will typically be <code>mc_current_agent</code> , which is a special variable that is an agent's handle to itself.
<i>variable_name</i>	The name of the variable to save.
<i>task_num</i>	The task from which to retrieve the data.

Description

This function is used to retrieve previously saved variables from an agent's datastate. The task number of the agent from which to retrieve data must be specified, and must be less than the number of the agent's current task.

Example

```
<?xml version="1.0"?>

<!DOCTYPE myMessage SYSTEM "mobilec.dtd">

<MOBILEC_MESSAGE>
  <MESSAGE message="MOBILE_AGENT">
    <MOBILE_AGENT>
      <AGENT_DATA>
        <NAME>mobagent1</NAME>
        <OWNER>IEL</OWNER>
        <HOME>localhost:5050</HOME>
        <TASKS task="2" num="0">
          <TASK num="0" complete="0" server="localhost:5051" code_id="1" />
          <TASK num="1" complete="0" server="localhost:5050" code_id="2" />
        <AGENT_CODE id="1">
          <![CDATA[
//#include <stdio.h>
#include <math.h>
int savevar;
int another_savevar;
int array_savevar[10];
int main()
{
  int i;
  printf("Hello World!\n");
  printf("This is mobagent1 from the agency at port 5050.\n");
  printf("I am performing the task on the agency at port 5051 now.\n");
  printf("%f\n", hypot(1,2));
  savevar = 10;
```

```

another_savevar = 20;
mc_AgentVariableSave(mc_current_agent, "savevar");
mc_AgentVariableSave(mc_current_agent, "another_savevar");
for(i = 0; i < 10; i++) {
    array_savevar[i] = i*3;
}
mc_AgentVariableSave(mc_current_agent, "array_savevar");
return 0;
}

]]>
</AGENT_CODE>
<AGENT_CODE id="2">
<![CDATA[
#include <stdio.h>
int retvar;
int main()
{
    const int *i;
    i = (int*)mc_AgentVariableRetrieve(mc_current_agent, "savevar", 0);
    if (i==NULL) {
        printf("Variable 'savevar' not found.\n");
    } else {
        printf("Variable 'savevar' has value %d.\n", *i);
    }
    retvar = *i*2;
    return 0;
}

]]>
</AGENT_CODE>
</TASKS>
</AGENT_DATA>
</MOBILE_AGENT>
</MESSAGE>
</MOBILEC_MESSAGE>

```

See Also

mc_AgentVariableSave()

mc_AgentVariableSave()

Synopsis

```
int mc_AgentVariableSave(MCAgent_t agent, const char* variable_name);
```

Purpose

Save the value of a variable to the agent's persistent datastate.

Return Value

0 on success, non-zero on failure.

Parameters

agent The agent for which to save a variable. From agent space, this value will typically be `mc_current_agent`, which is a special variable that is an agent's handle to itself.

variable_name The name of the variable to save.

Description

This function is used to save arbitrary variables to an agent's datastate. These variables may be read by the agent later during later tasks.

Example

```
<?xml version="1.0"?>

<!DOCTYPE myMessage SYSTEM "mobilec.dtd">

<MOBILEC_MESSAGE>
<MESSAGE message="MOBILE_AGENT">
  <MOBILE_AGENT>
    <AGENT_DATA>
      <NAME>mobagent1</NAME>
      <OWNER>IEL</OWNER>
      <HOME>localhost:5050</HOME>
      <TASKS task="2" num="0">
        <TASK num="0" complete="0" server="localhost:5051" code_id="1" />
        <TASK num="1" complete="0" server="localhost:5050" code_id="2" />
      <AGENT_CODE id="1">
        <![CDATA[
//#include <stdio.h>
#include <math.h>
int savevar;
int another_savevar;
int array_savevar[10];
int main()
{
  int i;
  printf("Hello World!\n");
  printf("This is mobagent1 from the agency at port 5050.\n");
  printf("I am performing the task on the agency at port 5051 now.\n");
  printf("%f\n", hypot(1,2));
  savevar = 10;
  another_savevar = 20;
  mc_AgentVariableSave(mc_current_agent, "savevar");
```

```

mc_AgentVariableSave(mc_current_agent, "another_savevar");
for(i = 0; i < 10; i++) {
    array_savevar[i] = i*3;
}
mc_AgentVariableSave(mc_current_agent, "array_savevar");
return 0;
}
]]>
</AGENT_CODE>
<AGENT_CODE id="2">
<![CDATA[
#include <stdio.h>
int retvar;
int main()
{
    const int *i;
    i = (int*)mc_AgentVariableRetrieve(mc_current_agent, "savevar", 0);
    if (i==NULL) {
        printf("Variable 'savevar' not found.\n");
    } else {
        printf("Variable 'savevar' has value %d.\n", *i);
    }
    retvar = *i*2;
    return 0;
}
]]>
</AGENT_CODE>
</TASKS>
</AGENT_DATA>
</MOBILE_AGENT>
</MESSAGE>
</MOBILEC_MESSAGE>

```

See Also
mc_AgentVariableRetrieve()

mc_Barrier()

Synopsis

int mc_Barrier(int *id*);

Purpose

This function blocks the calling thread until all registered threads and agents have been blocked.

Return Value

This function returns 0 on success, or non-zero if the id could not be found.

Parameters

id **The id of the barrier to wait on.**

Description

This function is used to synchronize a number of agents and threads. Each barrier is initialized so that it will block the execution of threads and agents until a predetermined number of threads or agents have activated the barrier, at which point all blocked threads and agents will be released simultaneously.

Example

Please see the example located at the directory `mobilec/demos/mc_barrier_example/` .

See Also

mc_BarrierDelete(), mc_BarrierInit().

mc_BarrierDelete()

Synopsis

```
int mc_BarrierDelete(int id);
```

Purpose

This function deletes a previously initialized Mobile-C Barrier variable.

Return Value

This function returns 0 on success, or non-zero if the id could not be found.

Parameters

id The id of the barrier to delete.

Description

This function deletes a previously initialized variable. Care should be taken when calling this function. If there are any agents or threads blocked by a barrier that is deleted, they may remain blocked forever.

Example

Please see the example located at the directory `mobilec/demos/mc_barrier_example/` .

See Also

`mc_Barrier()`, `mc_BarrierInit()`.

mc_BarrierInit()

Synopsis

```
int mc_BarrierInit(int id, int num_procs);
```

Purpose

This function initializes a Mobile-C Barrier variable for usage.

Return Value

This function returns 0 on success, or non-zero if the id could not be found.

Parameters

id The id of the barrier.
num_procs The number of threads or agents the barrier will block before continuing.

Description

This function is used to initialize Mobile-C Barrier variables for usage by the mc_Barrier() function.

Example

Please see the example located at the directory `mobilec/demos/mc_barrier_example/`.

See Also

mc_Barrier(), mc_BarrierDelete().

mc_CallAgentFunc()

Synopsis

```
int mc_CallAgentFunc(MCAgent_t agent, const char* funcName, void* returnVal, ...);
```

Purpose

This function is used to call a function that is defined in an agent.

Return Value

This function returns 0 on success, or a non-zero error code on failure.

Parameters

<i>agent</i>	The agent in which to call a function.
<i>funcName</i>	The function to call.
<i>returnVal</i>	(Output) The return value of the agent function.
...	A variable number of arguments

Description

This function enables a program to treat agents as libraries of functions. Thus, an agent may provide a library of functions that may be called from binary space with this function, or from another agent by the agent-space version of this function.

Example

```
<?xml version="1.0"?>
<!DOCTYPE myMessage SYSTEM "mobilec.dtd">
<MOBILEC_MESSAGE>
  <MESSAGE message="MOBILE_AGENT">
    <MOBILE_AGENT>
      <AGENT_DATA>
        <NAME>mobagent1</NAME>
        <OWNER>IEL</OWNER>
        <HOME>localhost:5051</HOME>
        <TASKS task="1" num="0">
          <TASK num="0" complete="0" server="127.0.0.1:5050">
            </TASK>
        </TASKS>
      <AGENT_CODE>
        <![CDATA[
#include <stdio.h>
int main()
{
    MCAgent_t agent;
    int retval;
    /* Search Return Variables */
    char** agentNames;
    char** serviceNames;
    int *agentIDs;
    int numResults;
    int a, b;
```

```

/* Search for addition service */
printf("\n\nSearching for addition service.\n");
mc_SearchForService(
    "addition",
    &agentNames,
    &serviceNames,
    &agentIDs,
    &numResults );
printf("Done searching.\n");
if (numResults < 1) {
    printf("No agents with service 'addition' found.\n");
    exit(0);
}

/* Just get the first hit */
printf("Using agent %s for addition.\n", agentNames[0]);
agent = mc_FindAgentByID(agentIDs[0]);

a = 44;
b = 45;
mc_CallAgentFunc(agent, "addition", &retval, a, b);
printf("Result of addition %d + %d is %d.\n", a, b, retval);

/* Now search for multiplication service */
printf("\n\n Searching for Multiplication service...\n");
mc_SearchForService(
    "multiplication",
    &agentNames,
    &serviceNames,
    &agentIDs,
    &numResults );

if (numResults < 1) {
    printf("No agents with service 'multiplication' found.\n");
    exit(0);
}

printf("Using agent %s for multiplication.\n", agentNames[0]);
agent = mc_FindAgentByID(agentIDs[0]);
mc_CallAgentFunc(agent, "multiplication", &retval, a, b);
printf("Result of multiplication %d * %d is %d.\n", a, b, retval);

/* Now lets try to deregister a service */
mc_DeregisterService(
    agentIDs[0],
    serviceNames[0]
);

return 0;
}

]]>
</AGENT_CODE>
</TASKS>
</AGENT_DATA>
</MOBILE_AGENT>
</MESSAGE>
</MOBILEC_MESSAGE>

```

See Also

mc_ComposeAgent()

Synopsis

```
#include <libmc.h>
```

```
mcAgent_t mc_ComposeAgent(const char* name, const char* home, const char* owner, const char* code, const char* return_var_name, const char* server, int persistent );
```

Purpose

This function is used to compose an agent from source code.

Return Value

The function returns a valid agent on success and NULL otherwise.

Parameters

<i>name</i>	The name to assign to the new agent.
<i>home</i>	The home of the new agent.
<i>owner</i>	The owner of the new agent.
<i>code</i>	The agent C/C++ code.
<i>return_var_name</i>	(optional) The name of the agent's return variable.
<i>server</i>	The name of the destination server to send the agent.
<i>persistent</i>	Whether or not the created agent should be persistent.

Description

This function is used to create an agent C/C++ source code.

Example

```
#include <stdio.h>
#include <string.h>
#include <libmc.h>

MCAgent_t makeAgent(int port, char* filename, char* agentName)
{
    MCAgent_t agent;
    char code[20000]={0};
    char address[100];
    FILE* fptr;

    fptr = fopen(filename,"r");
    fread(code, 1, 20000, fptr);
    fclose(fptr);

    sprintf(address, "monkey.engr.ucdavis.edu:%d", port);

    agent = MC_ComposeAgent(agentName, address,
        "monkey.engr.ucdavis.edu", code, NULL, address, 0);
    return agent;
}

int main(int argc, char** argv) {
    MCAgency_t agency;
    MCAgent_t agent;
    MCAgencyOptions_t options;
```

```

int local_port = 5050;

if(argc == 2) local_port = atoi(argv[1]);
MC_InitializeAgencyOptions(&options);
MC_SetThreadOff(&options, MC_THREAD_CP); /* Turn off command prompt */
agency = MC_Initialize(local_port, &options);

printf("\n---- FIPA COMM TEST ----\n\n");

agent = makeAgent(local_port, "listener.c", "listener");
MC_AddAgent(agency, agent);

if(MC_MainLoop(agency) != 0) {
    MC_End(agency);
    return -1;
}

return 0;
}

```

See Also

mc_ComposeAgents(), mc_ComposeAgentFromFile()

mc_ComposeAgentS()

Synopsis

```
#include <libmc.h>
```

```
mcAgent_t mc_ComposeAgentS(const char* name, const char* home, const char* owner, const char* code, const char* return_var_name, const char* server, int persistent, const char* workgroup_code);
```

Purpose

This function is used to compose an agent from source code.

Return Value

The function returns a valid agent on success and NULL otherwise.

Parameters

<i>name</i>	The name to assign to the new agent.
<i>home</i>	The home of the new agent.
<i>owner</i>	The owner of the new agent.
<i>code</i>	The agent C/C++ code.
<i>return_var_name</i>	(optional) The name of the agent's return variable.
<i>server</i>	The name of the destination server to send the agent.
<i>persistent</i>	Whether or not the created agent should be persistent.
<i>workgroup_code</i>	(optional) The workgroup code of the agent. Only agents with matching workgroup codes are allowed to interact with each other.

Description

This function is used to create an agent C/C++ source code.

Example

```
#include <stdio.h>
#include <string.h>
#include <libmc.h>

MCAgent_t makeAgent(int port, char* filename, char* agentName)
{
    MCAgent_t agent;
    char code[20000]={0};
    char address[100];
    FILE* fptr;

    fptr = fopen(filename,"r");
    fread(code, 1, 20000, fptr);
    fclose(fptr);

    sprintf(address, "monkey.engr.ucdavis.edu:%d", port);

    agent = MC_ComposeAgent(agentName, address,
        "monkey.engr.ucdavis.edu", code, NULL, address, 0);
    return agent;
}
```

```

int main(int argc, char** argv) {
    MCAgency_t agency;
    MCAgent_t agent;
    MCAgencyOptions_t options;
    int local_port = 5050;

    if(argc == 2) local_port = atoi(argv[1]);
    MC_InitializeAgencyOptions(&options);
    MC_SetThreadOff(&options, MC_THREAD_CP); /* Turn off command prompt */
    agency = MC_Initialize(local_port, &options);

    printf("\n---- FIPA COMM TEST ----\n\n");

    agent = makeAgent(local_port, "listener.c", "listener");
    MC_AddAgent(agency, agent);

    if(MC_MainLoop(agency) != 0) {
        MC_End(agency);
        return -1;
    }

    return 0;
}

```

See Also

mc_ComposeAgent (), mc_ComposeAgentFromFile ()

mc_ComposeAgentFromFile()

Synopsis

#include <libmc.h>

mcAgent_t mc_ComposeAgent(const char* name, const char* home, const char* owner, const char* filename, const char* return_var_name, const char* server, int persistent);

Purpose

This function is used to compose an agent from a source code file.

Return Value

The function returns a valid agent on success and NULL otherwise.

Parameters

<i>name</i>	The name to assign to the new agent.
<i>home</i>	The home of the new agent.
<i>owner</i>	The owner of the new agent.
<i>filename</i>	The file name containing agent C/C++ code.
<i>return_var_name</i>	(optional) The name of the agent's return variable.
<i>server</i>	The name of the destination server to send the agent.
<i>persistent</i>	Whether or not the created agent should be persistent.

Description

This function is used to create an agent C/C++ source code.

Example

```
#include <stdio.h>
#include <string.h>
#include <libmc.h>

int main(int argc, char** argv) {
    MCAgency_t agency;
    MCAgent_t agent;
    MCAgencyOptions_t options;
    int local_port = 8866;

    MC_InitializeAgencyOptions(&options);
    MC_SetThreadOff(&options, MC_THREAD_CP); /* Turn off command prompt */
    agency = MC_Initialize(local_port, &options);

    printf("\n---- FIPA COMM TEST ----\n\n");

    printf("Loading listener agent\n");
    agent = MC_ComposeAgentFromFile(
        "listen",
        "127.0.0.1:8866",
        "localhost",
        "agents/listener.c",
        NULL,
        "127.0.0.1:8866",
        0);
    MC_AddAgent(agency, agent);
}
```



```
sleep(1);

printf("\nLoading talker agent\n");
agent = MC_ComposeAgentFromFile(
    "talk",
    "127.0.0.1:8866",
    "localhost",
    "agents/talker.c",
    NULL,
    "127.0.0.1:8866",
    0);
MC_AddAgent(agency, agent);

if(MC_MainLoop(agency) != 0) {
    MC_End(agency);
    return -1;
}

return 0;
}
```

See Also

mc_ComposeAgentFromFileS(), mc_ComposeAgent()

mc_ComposeAgentFromFileS()

Synopsis

```
#include <libmc.h>
```

```
mcAgent_t mc_ComposeAgentFromFileS(const char* name, const char* home, const char* owner,  
const char* filename, const char* return_var_name, const char* server, int persistent, const char*  
workgroup_code );
```

Purpose

This function is used to compose an agent from a source code file.

Return Value

The function returns a valid agent on success and NULL otherwise.

Parameters

<i>name</i>	The name to assign to the new agent.
<i>home</i>	The home of the new agent.
<i>owner</i>	The owner of the new agent.
<i>filename</i>	The file name containing agent C/C++ code.
<i>return_var_name</i>	(optional) The name of the agent's return variable.
<i>server</i>	The name of the destination server to send the agent.
<i>workgroup_code</i>	(optional) The workgroup code of the agent. Only agents with matching workgroup codes are allowed to interact with each other.

Description

This function is used to create an agent C/C++ source code.

Example

```
#include <stdio.h>  
#include <string.h>  
#include <libmc.h>  
  
int main(int argc, char** argv) {  
    MCAgency_t agency;  
    MCAGENT_t agent;  
    MCAgencyOptions_t options;  
    int local_port = 8866;  
  
    MC_InitializeAgencyOptions(&options);  
    MC_SetThreadOff(&options, MC_THREAD_CP); /* Turn off command prompt */  
    agency = MC_Initialize(local_port, &options);  
  
    printf("\n---- FIPA COMM TEST ----\n\n");  
  
    printf("Loading listener agent\n");  
    agent = MC_ComposeAgentFromFile(  
        "listen",  
        "127.0.0.1:8866",  
        "localhost",  
        "agents/listener.c",  
        NULL,  
    );  
}
```

```

    "127.0.0.1:8866",
    0);
MC_AddAgent (agency, agent);

sleep(1);

printf("\nLoading talker agent\n");
agent = MC_ComposeAgentFromFile(
    "talk",
    "127.0.0.1:8866",
    "localhost",
    "agents/talker.c",
    NULL,
    "127.0.0.1:8866",
    0);
MC_AddAgent (agency, agent);

if(MC_MainLoop (agency) != 0) {
    MC_End (agency);
    return -1;
}

return 0;
}

```

See Also

mc_ComposeAgentFromFile (), mc_ComposeAgent ()

mc_CondBroadcast()

Synopsis

```
int mc_CondBroadcast(int id);
```

Purpose

Signal all mobile agents and threads which are waiting on a condition variable.

Return Value

This function returns 0 if the condition variable is successfully found and signalled. It returns non-zero if the condition variable was not found.

Parameters

id The id of the condition variable to signal.

Description

This function is used to signal all other mobile agents and threads that are waiting on a Mobile-C condition variable. The function that calls mc_CondBroadcast() must know beforehand the id of the condition variable which a mobile agent might be waiting on.

Example

Please see Program 23 on page 45 and Program 27 on page 49 in Chapter 7.

See Also

mc_CondDelete(), mc_CondInit(), mc_CondSignal().

mc_CondReset()

Synopsis

```
int mc_CondReset(int id);
```

Purpose

Reset a Mobile-C Condition variable for re-use.

Return Value

This function returns 0 upon success or non-zero if the condition variable was not found.

Parameters

id The id of the condition variable to signal.

Description

This function resets a used condition variable, setting it's state back to an unsignalled state. A Mobile-C condition variable will remain in a signalled state indefinitely until this function is called.

Example

See Program 24 on page 46 and Program 25 on page 47 in Chapter 7.

See Also

mc_CondDelete(), mc_CondInit(), mc_CondSignal(), mc_CondWait().

mc_CondSignal()

Synopsis

```
int mc_CondSignal(int id);
```

Purpose

Signal another mobile agent which is waiting on a condition variable.

Return Value

This function returns 0 if the condition variable is successfully found and signalled. It returns non-zero if the condition variable was not found.

Parameters

id The id of the condition variable to signal.

Description

This function is used to signal another mobile agent or thread that is waiting on a Mobile-C condition variable. The function that calls mc_CondSignal() must know beforehand the id of the condition variable an agent may be waiting on. Note that although a MobileC synchronization variable may act as a mutex, condition variable, or semaphore, once it is used as a condition variable, it should only be used as a condition variable for the remainder of its life cycle.

Example

See Program 24 on page 46 and Program 25 on page 47 in Chapter 7.

See Also

mc_CondDelete(), mc_CondInit(), mc_CondSignal().

mc_CondWait()

Synopsis

```
int mc_CondWait(int id);
```

Purpose

Cause the calling mobile agent or thread to wait on a Mobile-C condition variable with the *id* specified by the argument.

Return Value

This function returns 0 upon successful wakeup or non-zero if the condition variable was not found.

Parameters

id The id of the condition variable to signal.

Description

This function blocks until the condition variable on which it is waiting is signalled. If an invalid *id* is specified, the function returns 1 and does not block. The function is designed to enable synchronization possibilities between threads and mobile agents without using poll-waiting loops. Note that although a MobileC synchronization variable may act as a mutex, condition variable, or semaphore, once it is used as a condition variable, it should only be used as a condition variable for the remainder of its life cycle.

Example

See Program 24 on page 46 and Program 25 on page 47 in Chapter 7.

See Also

mc_CondDelete(), mc_CondInit(), mc_CondSignal().

mc_DeleteAgent()

Synopsis

```
int mc_DeleteAgent(MCAgent_t agent);
```

Purpose

Delete a mobile agent from an agency.

Return Value

The function returns 0 on success and non-zero otherwise.

Parameters

agent An initialized mobile agent.

Description

This function halts and marks an agent for removal from an agency. This function completely eliminates the agent, even if the agent has remaining unfinished tasks.

Example

See Also

MC_AddAgent()

mc_DeregisterService()

Synopsis

```
#include <libmc.h>
```

```
int mc_DeregisterService(int agentID, char* serviceName);
```

Purpose

Deregisters an agent service from an agency Directory Facilitator.

Return Value

The function returns 0 on success and non-zero otherwise.

Parameters

agentID An agent id.
serviceName The service name to deregister.

Description

This function is used to deregister a service associated with an agent from an agency. The function searches for a service matching the provided service name and agent id and deregisters it from the Directory Facilitator.

Example

See Also

MC_DeregisterService(), mc_RegisterService().

mc_End()

Synopsis

```
#include <libmc.h>  
int mc_End(void);
```

Purpose

Terminate a Mobile-C agency.

Return Value

The function returns 0 on success and non-zero otherwise.

Parameters None.

Description

This function stops all the running threads in an agency and deallocates all the memories regarding an agency.

Example

See Also

MC_End().

mc_FindAgentByID()

Synopsis

MCAgent_t MC_FindAgentByID(int *id*);

Purpose

Find a mobile agent by its ID number in a given agency.

Return Value

The function returns an **MCAgent_t** object on success or **NULL** on failure.

Parameters

id An integer representing a mobile agent's ID number.

Description

This function is used to find and retrieve a pointer to an existing running mobile agent in an agency by the mobile agent's ID number.

Example

See Also

mc_FindAgentByName()

Synopsis

MCAgent_t mc_FindAgentByName(const char *name);

Purpose

Find a mobile agent by its name in an agency.

Return Value

The function returns an MCAgent_t object on success or NULL on failure.

Parameters

name **A character string containing the mobile agent's name.**

Description

This function is used to find and retrieve a pointer to an existing running mobile agent in an agency by the mobile agent's given name.

Example

```
<?xml version="1.0"?>

<!DOCTYPE myMessage SYSTEM "mobilec.dtd">

<MOBILEC_MESSAGE>
  <MESSAGE message="MOBILE_AGENT">
    <MOBILE_AGENT>
      <AGENT_DATA>
        <NAME>mobagent3</NAME>
        <OWNER>IEL</OWNER>
        <HOME>localhost:5050</HOME>
        <TASKS task="1" num="0">
          <TASK num="0" complete="0" server="localhost:5051">
            <DATA dim="0" name="no-return" >
              </DATA>
            </TASK>
          </TASKS>
        <AGENT_CODE>
          <![CDATA[
#include <stdio.h>
int main()
{
    MCAgent_t tmp;
    tmp = mc_FindAgentByName("mobagent1");
    printf("Agent mobagent1 is at address %x\n", tmp);
    if (tmp == NULL) {
        printf("Agent not found. Terminating...\n");
        return 0;
    }
    mc_TerminateAgent(tmp);
    return 0;
}

]]>
</AGENT_CODE>
```

```
</TASKS>  
</AGENT_DATA>  
</MOBILE_AGENT>  
</MESSAGE>  
</MOBILEC_MESSAGE>
```

See Also

mc_GetAgentID()

Synopsis

```
#include <libmc.h>
```

```
int mc_GetAgentID(mcAgent_t agent);
```

Purpose

Get an agent's ID.

Return Value

This function returns an agent's ID.

Parameters

agent An initialized mobile agent.

Description

Every agent that arrives at an agency is given an agency-unique identification number. This function retrieves that number.

Example

```
<?xml version="1.0"?>

<!DOCTYPE myMessage SYSTEM "mobilec.dtd">
<MOBILEC_MESSAGE>
  <MESSAGE message="MOBILE_AGENT">
    <MOBILE_AGENT>
      <AGENT_DATA>
        <NAME>service_provider_2</NAME>
        <OWNER>IEL</OWNER>
        <HOME>10.0.0.11:5050</HOME>
        <TASK task="1" num="0">
          <DATA persistent="1"
            number_of_elements="0"
            name="no-return"
            complete="0"
            server="10.0.0.15:5050">
          </DATA>
        <AGENT_CODE>
          <![CDATA[
#define BR_IRGAIN 10
#define fwSpeed 50

int Connections_A[9] = {5, 1, 2, 5, -15, -6, -2, 2, 7};
int Connections_B[9] = {2, -2, -6, -15, 5, 2, 1, 5, 7};

struct Robot {
  int tabsens[9];
  int left_speed;
  int right_speed;
};

int RobotBehaviour(struct Robot *system) {
```

```

long int lspeed16, rspeed16;
int i;

lspeed16 = 0;
rspeed16 = 0;

for(i=0; i<9; i++) {
    lspeed16 -= Connections_B[i] * system->tabsens[i];
    rspeed16 -= Connections_A[i] * system->tabsens[i];
}
system->left_speed = ((lspeed16 / BR_IRGAIN) + fwSpeed);
system->right_speed = ((rspeed16 / BR_IRGAIN) + fwSpeed);

if(system.left_speed > 0 && system.left_speed < 30)
    system.left_speed = 30;
if(system.left_speed < 0 && system.left_speed > -30)
    system.left_speed = -30;
if(system.right_speed > 0 && system.right_speed < 30)
    system.right_speed = 30;
if(system.right_speed < 0 && system.right_speed > -30)
    system.right_speed = -30;

if(system.left_speed > 60 || system.left_speed < -60)
    system.left_speed = 0;
if(system.right_speed > 60 || system.right_speed < -60)
    system.right_speed = 0;

return 0;
}

int main(int argc, char *argv[]) {
    char **service;
    int num = 1, i, agent_id, mutex_id = 55;
    MCAgent_t agent;

    service = (char **)malloc(sizeof(char *)*num);
    for(i=0; i<num; i++) {
        service[i] = (char *)malloc(sizeof(char)*20);
    }
    strcpy(service[0], "RobotBehaviour");

    agent = mc_FindAgentByName("service_provider_1");
    agent_id = mc_GetAgentID(agent);

    mc_MutexLock(mutex_id);
    mc_DeregisterService(agent_id, service[0]);
    mc_RegisterService(mc_current_agent, service, num);
    mc_MutexUnlock(mutex_id);

    printf("Service provider 2 has arrived.\n");
    printf("Services provided:\n");
    for(i=0; i<num; i++) {
        printf("%s\n", service[i]);
    }

    for(i=0; i<num; i++) {
        free(service[i]);
    }
    free(service);
}

```

```
    return 0;
}
    ]]>
    </AGENT_CODE>
</TASK>
</AGENT_DATA>
</MOBILE_AGENT>
</MESSAGE>
</MOBILEC_MESSAGE>
```

See Also

mc_GetAgentName().

mc_GetAgentName()

Synopsis

```
#include <libmc.h>
```

```
int mc_GetAgentName(MCAgent_t agent);
```

Purpose

Get an agent's name.

Return Value

This function returns an agent's name.

Parameters

agent An initialized mobile agent.

Description

This function returns an agent's name. All agents have a self defined descriptive name that may not be unique. This function gets the name of an agent.

Example

See Also

mc_GetAgentID().

mc_GetAgentNumTasks()

Synopsis

```
#include <libmc.h>
```

```
int mc_GetAgentNumTasks(MCAgent_t agent);
```

Purpose

Return the total number of tasks a mobile agent has.

Return Value

This function returns a non negative integer on success and a negative integer on failure.

Parameters

agent A MobileC agent.

Description

This function returns the total number of tasks that an agent has. It counts all tasks: those that have been completed, those that are in progress, and those that have not yet started.

Example

See Also

MC_GetAgentNumTasks().

mc_GetAgentStatus()

Synopsis

```
#include <mobilec.h>
```

```
int mc_GetAgentStatus(MCAgent_t agent);
```

Purpose

Get the status of a mobile agent in an agency.

Return Value

This function returns an enumerated value representing the current status of a mobile agent. See Table B.2 on page 184.

Parameters

agent The mobile agent from which to retrieve status information.

Description

This function gets a mobile agent's status. The status is used to determine the mobile agent's current state of execution.

Example

This function is identical to the binary space version, MC_GetAgentStatus(). Please see the documentation for MC_GetAgentStatus on page 132 for an example.

See Also

mc_GetAgentXMLString()

Synopsis

```
char *mc_GetAgentXMLString(MCAgent_t agent);
```

Purpose

Retrieve a mobile agent message in XML format as a character string.

Return Value

The function returns an allocated character array on success and NULL on failure.

Parameters

agent The mobile agent from which to retrieve the XML formatted message.

Description

This function retrieves a mobile agent message in XML format as a character string. The return pointer is allocated by 'malloc()' and must be freed by the user.

Example

This function has identical behaviour with the its binary-space counterpart, MC_GetAgentXMLString(). Please see the documentation for MC_GetAgentXMLString() on page 135

See Also

mc_HaltAgency()

Synopsis

```
#include <libmc.h>
int mc_HaltAgency(void);
```

Purpose

This function halts the execution of an agency.

Return Value

The function returns 0 on success and non-zero otherwise.

Parameters None.

Description

This function halts the primary threads of an agency, such as the ACC, AMS, message handlers, etc. If any thread is busy with a particular task, it will halt as soon as the task is finished. Note that this function does not halt the execution of any agents which may be performing tasks. Agents performing tasks may not rely on the primary Mobile-C threads, such as the ACC, AMS, etc., and thus may not halt upon calling this function.

Example

See Also

mc_ResumeAgency().

mc_MigrateAgent()

Synopsis

```
int mc_MigrateAgent(MCAgent_t agent, const char* hostname, int port);
```

Purpose

Instructs an agent to migrate to another host.

Return Value

The function returns 0 on success and non-zero otherwise.

Parameters

agent An initialized mobile agent. Typically, when invoked from agent space, this argument will be “mc_current_agent”, which is the agent’s pointer to itself.

hostname The new host to migrate to.

port The port on the new host to migrate to.

Description

This function instructs an agent to migrate to a new host. The task of the agent is not incremented. The agent will executed whatever task it was currently on when this function was invoked on the new host. Note that this function only prepends a task to the agents task list. The agent still needs to finish before the migration step occurs.

Example

```
<?xml version="1.0"?>
<!DOCTYPE myMessage SYSTEM "mobilec.dtd">
<MOBILEC_MESSAGE>
  <MESSAGE message="MOBILE_AGENT">
    <MOBILE_AGENT>
      <AGENT_DATA>
        <NAME>mobagent1</NAME>
        <OWNER>IEL</OWNER>
        <HOME>localhost:5050</HOME>
        <TASKS task="1" num="0">
          <TASK num="0" return="no-return" complete="0" server="localhost:5051" />
        <AGENT_CODE>
          <![CDATA[
#include <stdio.h>
#include <math.h>
int main()
{
    char* str;
    printf("Hello World!\n");
    printf("This is mobagent1 from the agency at port 5050.\n");
    printf("I am performing the task on the agency at port 5051 now.\n");
    printf("%f\n", hypot(1,2));
    if(mc_host_port == 5050) {
        mc_MigrateAgent(mc_current_agent, "localhost", 5051);
    } else if (mc_host_port == 5051) {
```

```
    mc_MigrateAgent(mc_current_agent, "localhost", 5050);
}

return 0;
}

]]>
</AGENT_CODE>
</TASKS>
</AGENT_DATA>
</MOBILE_AGENT>
</MESSAGE>
</MOBILEC_MESSAGE>
```

See Also

MC_MigrateAgent()

mc_MutexLock()

Synopsis

```
int mc_MutexLock(int id);
```

Purpose

This function locks a previously initialized Mobile-C synchronization variable as a mutex. If the mutex is already locked, the function blocks until it is unlocked before locking the mutex and continuing.

Return Value

This function returns 0 on success, or non-zero if the *id* could not be found.

Parameters

id The id of the synchronization variable to lock.

Description

This function locks the mutex part of a Mobile-C synchronization variable. While this is primarily used to guard a shared resource, the behaviour is similar to the standard POSIX mutex locking. Note that although a Mobile-C synchronization variable may assume the role of a mutex, condition variable, or semaphore, once a Mobile-C synchronization variable is used as a mutex, it should not be used as anything else for the rest of its life cycle.

Example

Please see Program 22 on page 44, Program 23 on page 45, and Chapter 7 on page 42 for more details.

See Also

mc_MutexUnlock(), mc_SyncInit(), mc_SyncDelete().

mc_MutexUnlock()

Synopsis

```
int mc_MutexUnlock(int id);
```

Purpose

This function unlocks a locked Mobile-C synchronization variable.

Return Value

This function returns 0 on success, or non-zero if the *id* could not be found.

Parameters

id The id of the synchronization variable to lock.

Description

This function unlocks a Mobile-C synchronization variable that was previously locked as a mutex. If the mutex is not locked while calling this function, undefined behaviour results. Note that although a Mobile-C may act as a mutex, condition variable, or semaphore, once it has been locked and/or unlocked as a mutex, it should only be used as a mutex for the remainder of its life cycle or unexpected behaviour may result.

Example

Please see Program 22 on page 44, Program 23 on page 45, and Chapter 7 on page 42 for more details.

See Also

mc_MutexLock(), mc_SyncInit(), mc_SyncDelete().

mc_PrintAgentCode()

Synopsis

```
int mc_PrintAgentCode(MCAgent_t agent);
```

Purpose

Print a mobile agent code for inspection.

Return Value

The function returns 0 on success and non-zero otherwise.

Parameters

agent The mobile agent from which to print the code.

Description

This function prints the mobile agent code to the standard output.

Example

See Also

mc_RegisterService()

Synopsis

```
#include <libmc.h>
```

```
int mc_RegisterService(MCAgent_t agent, int agentID, const char agentName, char** serviceNames, int numServices);
```

Purpose

Registers an agent service with an agency Directory Facilitator.

Return Value

The function returns 0 on success and non-zero otherwise.

Parameters

agent (Optional) An initialized mobile agent.
agentID (Optional) An agent id.
agentName (Optional) An agent name.
serviceNames A list of descriptive names for agent services.
numServices The number of services listed in the previous argument.

Description

This function is used to register agent services with an agency. Among the optional arguments, either a valid agent must be supplied, or both an agent ID and an agent name. Thus, services may be registered to an agent which has not yet arrived at an agency by specifying the ID and name of the agent.

Example

```
<?xml version="1.0"?>
<!DOCTYPE myMessage SYSTEM "mobilec.dtd">
<MOBILEC_MESSAGE>
  <MESSAGE message="MOBILE_AGENT">
    <MOBILE_AGENT>
      <AGENT_DATA>
        <NAME>agent1</NAME>
        <OWNER>IEL</OWNER>
        <HOME>localhost:5050</HOME>
        <TASKS task="1" num="0">
          <TASK num="0" complete="0" server="localhost:5051" persistent="1" >
        </TASK>
      <AGENT_CODE>
        <![CDATA[
#include <stdio.h>

int main()
{
  int i;
  char** services;
  services = (char**)malloc(sizeof(char*) * 2);
  for (i = 0; i < 2; i++) {
    services[i] = (char*)malloc(sizeof(char)*20);
```

```
    }
    strcpy (services[0], "agent1_service");
    strcpy (services[1], "agent1_bonus_service");

    mc_RegisterService(
        mc_current_agent,
        services,
        2
    );

    return 0;
}

]]>
</AGENT_CODE>
</TASKS>
</AGENT_DATA>
</MOBILE_AGENT>
</MESSAGE>
</MOBILEC_MESSAGE>
```

See Also

MC_RegisterService(), mc_DeregisterService().

mc_ResumeAgency()

Synopsis

```
#include <libmc.h>
```

```
int mc_ResumeAgency(void);
```

Purpose

This function resumes the execution of an agency.

Return Value

The function returns 0 on success and non-zero otherwise.

Parameters None.

Description

This function resumes the operation of the core threads of the Mobile-C agency, such as the ACC, AMS, etc., after they have been halted by the `mc_HaltAgency()` function.

Example

See Also

`mc_HaltAgency()`.

mc_RetrieveAgent()

Synopsis

MCAgent_t mc_RetrieveAgent(*void*);

Purpose

Retrieve the first neutral mobile agent from a mobile agent list.

Return Value

The function returns an **MCAgent_t** object on success or **NULL** on failure.

Parameters

void This function does not take any parameters.

Description

This function retrieves the first agent with status **MC_AGENT_NEUTRAL** from a mobile agent list. If there are no mobile agents with this attribute, the return value is **NULL**.

Example

See Also

mc_RetrieveAgentCode()

Synopsis

```
char *mc_RetrieveAgentCode(MCAgent_t agent);
```

Purpose

Retrieve a mobile agent code in the form of a character string.

Return Value

The function returns an allocated character array on success and NULL on failure.

Parameters

agent The mobile agent from which to retrieve the code.

Description

This function retrieves a mobile agent code. The return pointer is allocated by 'malloc()' and must be freed by the user.

Example

Please see the example under MC_RetrieveAgentCode() on page 155.

See Also

mc_SearchForService()

Synopsis

```
#include <libmc.h>
```

```
int mc_SearchForService(char* SearchString, char*** agentNames, char*** serviceNames, int ** agentIDs,int* numResults);
```

Purpose

Searches the Directory Facilitator for a service.

Return Value

The function returns 0 on success and non-zero otherwise.

Parameters

- searchString* (in) A search substring. All services names registered with the Directory Facilitator with a matching substring will be a hit.
- agentNames* (out) A newly allocated array of agent names of agents that provide services matching the search string.
- serviceNames* (out) A newly allocated array of service names matching the search substring.
- AgentIDs* (out) A newly allocated array of agent IDs of matching agents.
- numServices* (out) The number of services listed in the previous argument.

Description

This function is used to search the Directory Facilitator for a service. The function will return all services if any part of the service name matches the search string.

Example

```
<?xml version="1.0"?>

<!DOCTYPE myMessage SYSTEM "mobilec.dtd">

<MOBILEC_MESSAGE>
  <MESSAGE message="MOBILE_AGENT">
    <MOBILE_AGENT>
      <AGENT_DATA>
        <NAME>agent3</NAME>
        <OWNER>IEL</OWNER>
        <HOME>localhost:5050</HOME>
        <TASKS task="1" num="0">
          <TASK num="0" complete="0" server="localhost:5051" persistent="1" >
            </TASK>
        </TASKS>
      <AGENT_CODE>
        <![CDATA[
#include <stdio.h>

int main()
{
  int i;
  char **agentNames;
  char **serviceNames;
```



```

int *agentIDs;
int numResults;

mc_SearchForService(
    "bonus",
    &agentNames,
    &serviceNames,
    &agentIDs,
    &numResults
);
for (i = 0; i < numResults; i++) {
    printf("%s:%d %s\n",
        agentNames[i],
        agentIDs[i],
        serviceNames[i]
    );
}

printf("\n");

return 0;
}
]]>
</AGENT_CODE>
</TASKS>
</AGENT_DATA>
</MOBILE_AGENT>
</MESSAGE>
</MOBILEC_MESSAGE>

```

See Also
mc_RegisterService(), mc_DeregisterService().

mc_SemaphorePost()

Synopsis

```
int mc_SemaphorePost(int id);
```

Purpose

This function unlocks one resource from a Mobile-C semaphore, increasing its count by one.

Return Value

This function returns 0 on success, or non-zero if the *id* could not be found or on a semaphore error.

Parameters

id The id of the synchronization variable to lock.

Description

`mc_SemaphorePost` unlocks a resource from a previously allocated and initialized Mobile-C synchronization variable being used as a semaphore. This function may be called multiple times to increase the count of the semaphore up to `INT_MAX`. Note that although a Mobile-C synchronization variable may be used as a mutex, condition variable, or semaphore, once it is used as a semaphore, it should only be used as a semaphore for the remainder of its life cycle.

Example

The `MC_SemaphorePost()` function usage is very similar to the other binary space synchronization functions. Please see Chapter 7 on page 42 and the demo at “`demos/agent_semaphore_example/`” for more information.

See Also

`mc_SemaphoreWait()`, `mc_SyncInit()`, `mc_SyncDelete()`.

mc_SemaphoreWait()

Synopsis

```
#include <libmc.h>
```

```
int mc_SemaphoreWait(int id);
```

Purpose

This function allocates one resource from a MobileC synchronization semaphore variable.

Return Value

This function returns 0 on success, or non-zero if the *id* could not be found.

Parameters

id The *id* of the synchronization variable to lock.

Description

This function allocates one resource from a previously allocated and initialized MobileC synchronization semaphore. If the semaphore resource count is non-zero, the resource is immediately allocated. If the semaphore resource count is zero, the function blocks until a resource is freed before allocating a resource and continuing.

Note that although a MobileC synchronization variable may be used as a mutex, condition variable, or semaphore, once it is used as a semaphore, it should only be used as a semaphore for the remainder of its life cycle.

Example

The `MC_SemaphorePost()` function usage is very similar to the other binary space synchronization functions. Please see Chapter 7 on page 42 and the demo at “`demos/agent_semaphore_example/`” for more information.

See Also

`mc_SemaphorePost()`, `mc_SyncInit()`, `mc_SyncDelete()`.

mc_SendAgentMigrationMessage()

Synopsis

```
int mc_SendAgentMigrationMessage(char *message, char *hostname, int port);
```

Purpose

Send an ACL mobile agent message to a remote agency.

Return Value

The function returns 0 on success and non-zero otherwise.

Parameters

<i>message</i>	The ACL mobile agent message to be sent.
<i>hostname</i>	The hostname of the remote agency. It can be in number-dot format or hostname format, i.e., 169.237.104.199 or machine.ucdavis.edu.
<i>port</i>	The port number on which the remote agency is listening.

Description

This function is used to send an XML based ACL mobile agent message, which is a string, to a remote agency.

Example

See Also

mc_SendAgentMigrationMessageFile()

Synopsis

int mc_SendAgentMigrationMessageFile(const char **filename*, const char **hostname*, int *port*);

Purpose

Send an ACL mobile agent message saved as a file to a remote agency.

Return Value

The function returns 0 on success and non-zero otherwise.

Parameters

<i>filename</i>	The ACL mobile agent message file to be sent.
<i>hostname</i>	The hostname of the remote agency. It can be in number-dot format or hostname format, i.e., 169.237.104.199 or machine.ucdavis.edu.
<i>port</i>	The port number on which the remote agency is listening.

Description

This function is used to send an XML based ACL mobile agent message, which is saved as a file, to a remote agency.

Example

Please see the example for `MC_SendAgentMigrationMessageFile()` on page 162.

See Also

mc_SendSteerCommand()

Synopsis

```
#include <libmc.h>
```

```
int mc_SendSteerCommand(MCAgency_t attr, int(*) (void* data) funcptr, void* arg);
```

Purpose

The `mc_SendSteerCommand` function sends a computational steering command to the algorithm at the agent's current agency.

Return Value

The function returns 0 on success, or a non-zero error code on failure.

Description

This function enables mobile agents to send steer commands to steering-enables algorithms running at the agent's local agency. See the demo at `demos/steer_example/` for more details.

Example

```
<?xml version="1.0"?>

<!DOCTYPE myMessage SYSTEM "mobilec.dtd">

<MOBILEC_MESSAGE>
  <MESSAGE message="MOBILE_AGENT">
    <MOBILE_AGENT>
      <AGENT_DATA>
        <NAME>resume_agent</NAME>
        <OWNER>IEL</OWNER>
        <HOME>localhost:5051</HOME>
        <TASKS task="1" num="0">
          <TASK num="0"
            complete="0"
            server="localhost:5050">
            <DATA name="no-return" >
            </DATA>
          </TASK>
        </AGENT_CODE>
        <![CDATA[
#include <stdio.h>
int main() {
  printf("Resuming Agent...");
  mc_SendSteerCommand(MC_RUN);
  return 0;
}
]]>
      </AGENT_CODE>
    </TASKS>
  </AGENT_DATA>
</MOBILE_AGENT>
</MESSAGE>
</MOBILEC_MESSAGE>
```

See Also

MC_Steer(), MC_SteerControl()

mc_SetAgentStatus()

Synopsis

```
int mc_SetAgentStatus(MCAgent_t agent, int status);
```

Purpose

Set the status of a mobile agent in an agency.

Return Value

This function returns 0 on success and non-zero otherwise.

Parameters

agent The mobile agent whose status is to be assigned.

status An integer representing the status to be assigned to a mobile agent.

Description

This function returns an integer of enumerated type `enum MC_AgentStatus_e`. Details about this enumerated type may be found in Table B.2 on page 184.

Example

Please see the example for `MC_SetAgentStatus()` on page 166.

See Also

mc_SetDefaultAgentStatus()

Synopsis

```
int mc_SetDefaultAgentStatus(int status);
```

Purpose

Set the default status of any incoming mobile agents.

Return Value

This function returns 0 on success and non-zero otherwise.

Parameters

status An integer representing the status to be assigned to any incoming mobile agents as their default status.

Description

This function sets the default status of any incoming mobile agents by one of the enumerated values of type `enum mc_AgentStatus_e`. See Table B.2 on page 184 for a complete listing of the enumerated type.

Example

Please see the example for `MC_SetDefaultAgentStatus()` on page 168.

See Also

mc_SyncDelete()

Synopsis

```
int mc_SyncDelete(int id);
```

Purpose

Delete a previously initialized synchronization variable.

Return Value

This function returns 0 on success and nonzero otherwise.

Parameters

id The id of the condition variable to delete.

Description

This function is used to delete and deallocate a previously initialized Mobile-C synchronization variable.

Example

Please see the example for MC_SyncDelete() on page 175.

See Also

mc_SyncInit().

mc_SyncInit()

Synopsis

```
int mc_SyncInit(int id);
```

Purpose

Initialize a new synchronization variable for agents to wait on.

Return Value

This function returns the allocated id of the synchronization variable. Note that the allocated id may not necessarily be the same as the requested id. See the description below for more details.

Parameters

id A requested synchronization variable id. A random id will be assigned if the value passed is 0 or if there is a conflicting id.

Description

This function initializes and registers a new MobileC synchronization variable. Mobile-C Synchronization variables may be used as a mutex, a condition variable (with an associated mutex), or a semaphore. The purpose of the Mobile-C synchronization variables is to synchronize the execution of agents with each other, as well as the execution of agents with their respective agencies.

Each synchronization variable created by this function is effectively global across the agency and therefore must have a unique identifying number. If this function is called requesting an id that is already registered, the function will automatically ignore the requested value and allocate a synchronization variable with a randomly generated id.

Example

```
<?xml version="1.0"?>

<!DOCTYPE myMessage SYSTEM "mobilec.dtd">

<MOBILEC_MESSAGE>
<MESSAGE message="MOBILE_AGENT">
  <MOBILE_AGENT>
    <AGENT_DATA>
      <NAME>sleep_agent</NAME>
      <OWNER>IEL</OWNER>
      <HOME>localhost:5050</HOME>
      <TASKS task="1" num="0">
        <TASK num="0" complete="0" server="localhost:5051">
          </TASK>
      <AGENT_CODE>
        <![CDATA[
#include <stdio.h>
int main()
{
  int mutex_id;
  printf("Sleep agent has arrived.\n");
  mutex_id = mc_SyncInit(55);
  if (mutex_id != 55) {
```

```

        printf("Possible error. Aborting...\n");
        exit(1);
    }
    printf("This is agent 1.\n");
    printf("Agent 1: I am locking the mutex now.\n");
    mc_MutexLock(mutex_id);
    printf("Agent 1: Mutex locked. Perform protected operations here\n");
    printf("Agent 1: Waiting for 5 seconds...\n");
    sleep(5);
    printf("Agent 1: Unlocking mutex now...\n");
    mc_MutexUnlock(mutex_id);

    return 0;
}

]]>
</AGENT_CODE>
</TASKS>
</AGENT_DATA>
</MOBILE_AGENT>
</MESSAGE>
</MOBILEC_MESSAGE>

```

See Also

mc_CondSignal(), mc_CondWait(), mc_MutexLock(), mc_MutexUnlock(), mc_SemaphorePost(), mc_SemaphoreWait(), mc_SyncDelete().

mc_TerminateAgent()

Synopsis

```
int mc_TerminateAgent(MCAgent_t agent);
```

Purpose

Terminate the execution of a mobile agent in an agency.

Return Value

The function returns 0 on success and an error code on failure.

Parameters

agent A valid mobile agent.

Description

This function halts a running mobile agent. The Ch interpreter is left intact. The mobile agent may still reside in the agency in MC_AGENT_NEUTRAL mode if the mobile agent is tagged as 'persistent', or is terminated and flushed otherwise.

Example

```
<?xml version="1.0"?>

<!DOCTYPE myMessage SYSTEM "mobilec.dtd">

<MOBILEC_MESSAGE>
  <MESSAGE message="MOBILE_AGENT">
    <MOBILE_AGENT>
      <AGENT_DATA>
        <NAME>mobagent3</NAME>
        <OWNER>IEL</OWNER>
        <HOME>localhost:5050</HOME>
        <TASKS task="1" num="0">
          <TASK num="0" complete="0" server="localhost:5051">
            <DATA dim="0" name="no-return" >
              </DATA>
            </TASK>
          <AGENT_CODE>
            <![CDATA[
#include <stdio.h>
int main()
{
    MCAgent_t tmp;
    tmp = mc_FindAgentByName("mobagent1");
    printf("Agent mobagent1 is at address %x\n", tmp);
    if (tmp == NULL) {
        printf("Agent not found. Terminating...\n");
        return 0;
    }
    mc_TerminateAgent(tmp);
    return 0;
}

]]>
```

```
</AGENT_CODE>  
</TASKS>  
</AGENT_DATA>  
</MOBILE_AGENT>  
</MESSAGE>  
</MOBILEC_MESSAGE>
```

See Also

Appendix C

Mobile-C Agent Porting Guide from v1.9.x to v1.10.x

This chapter provides a brief overview of changes made to the agent xml code from version 1.9 to version 1.10. Agents in the v1.10 series of Mobile-C will not be compatible with the v1.9 series of agencies and vice versa. Additional features such as saved agent variables have necessitated a reorganization of the agent XML format.

C.1 Overview of major changes

Some major changes in the agent xml format from version 1.9 to version 1.10 include the following:

1. The `<GAF_MESSAGE>` tag has been renamed to `<MOBILEC_MESSAGE>`.
2. The `<TASK>` tag has been renamed to `<TASKS>`. The attributes within the old `<TASK>` tag, `task` and `num`, remain the same.
3. The `<DATA>` tag has been renamed to `<TASK>`. Within the new `<TASK>` tag, the `name` attribute, which specifies the name of the variable to return upon task completion, has been renamed to `return`.

C.1.1 Comparison of Old Format and New Format

Old Agent Code

```
<!DOCTYPE myMessage SYSTEM "gafmessage.dtd">

<GAF_MESSAGE>
<MESSAGE message="MOBILE_AGENT">
  <MOBILE_AGENT>
    <AGENT_DATA>
      <NAME>mobagent1</NAME>
      <OWNER>IEL</OWNER>
      <HOME>localhost:5050</HOME>
      <TASK task="1" num="0">
        <DATA dim="0" name="no-return" complete="0" server="localhost:5051" />
      <AGENT_CODE>
```

```

        <![CDATA[
#include <stdio.h>
#include <math.h>
int main()
{
    printf("This is mobagent1 from the agency at port 5050.\n");
    printf("I am performing the task on the agency at port 5051 now.\n");
    printf("%f\n", hypot(1,2));

    return 0;
}
    ]]>
</AGENT_CODE>
</TASK>
</AGENT_DATA>
</MOBILE_AGENT>
</MESSAGE>
</GAF_MESSAGE>

```

New Agent Code

```

<?xml version="1.0"?>

<!DOCTYPE myMessage SYSTEM "mobilec.dtd">

<MOBILEC_MESSAGE>
  <MESSAGE message="MOBILE_AGENT">
    <MOBILE_AGENT>
      <AGENT_DATA>
        <NAME>mobagent1</NAME>
        <OWNER>IEL</OWNER>
        <HOME>localhost:5050</HOME>
        <TASKS task="1" num="0">
          <TASK num="0" return="no-return" complete="0" server="localhost:5051" />
          <AGENT_CODE>
            <![CDATA[
#include <stdio.h>
#include <math.h>
int main()
{
    printf("This is mobagent1 from the agency at port 5050.\n");
    printf("I am performing the task on the agency at port 5051 now.\n");
    printf("%f\n", hypot(1,2));

    return 0;
}
            ]]>
          </AGENT_CODE>

```



```

    </TASKS>
  </AGENT_DATA>
</MOBILE_AGENT>
</MESSAGE>
</MOBILEC_MESSAGE>

```

C.2 New Agent XML DTD

```

<!DOCTYPE MC_MESSAGE [
  <!ELEMENT GAF_MESSAGE (MESSAGE)>
  <!ELEMENT MESSAGE (MOBILE_AGENT, ENCRYPTED_DATA, ENCRYPTION_DATA)>
  <!ATTLIST MESSAGE
    message (MOBILE_AGENT, RETURN_MSG, ENCRYPTED_DATA, ENCRYPTION_INITIALIZE) #REQUIRED>

  <!ELEMENT MOBILE_AGENT (AGENT_DATA) >
  <!ELEMENT AGENT_DATA (NAME, OWNER, HOME, SENDER, WG_CODE, TASKS)>
  <!ELEMENT NAME (#PCDATA)>
  <!ELEMENT OWNER (#PCDATA)>
  <!ELEMENT HOME (#PCDATA)>
  <!ELEMENT SENDER (#PCDATA)>
  <!ELEMENT WG_CODE (#PCDATA)>

  <!ELEMENT TASKS (TASK+, AGENT_CODE+)>
  <!ATTLIST TASKS
    task CDATA #REQUIRED
    num CDATA #REQUIRED >

  <!ELEMENT TASK (DATA*)>
  <!ATTLIST TASK
    num ID #REQUIRED
    return CDATA #IMPLIED
    server CDATA #REQUIRED
    code_id CDATA #IMPLIED
    persistent CDATA #IMPLIED>

  <!ELEMENT DATA (ROW*)>
  <!ATTLIST DATA
    name CDATA #REQUIRED
    dim CDATA #REQUIRED
    type (char|short|int|float|double) #REQUIRED>

  <!ELEMENT ROW (ROW*, #PCDATA)>
  <!ATTLIST ROW
    index CDATA #REQUIRED>

  <!ELEMENT AGENT_CODE (#PCDATA)>
  <!ATTLIST AGENT_CODE
    id ID #IMPLIED >

```

Index

Ch_CallFuncByName(), 29

MC_AclAddReceiver(), 71
mc_AclAddReceiver(), 187
MC_AclAddReplyTo(), 75
mc_AclAddReplyTo(), 189
MC_AclNew(), 77, 80, 81
mc_AclNew(), 191, 193, 194, 206
MC_AclPost(), 79
mc_AclRetrieve(), 195
mc_AclSend(), 197
MC_AclSetContent(), 83
mc_AclSetContent(), 199
MC_AclSetPerformative(), 85
mc_AclSetPerformative(), 201
MC_AclSetSender(), 88
mc_AclSetSender(), 204
MC_AclWaitRetrieve(), 90
MC_AddAgent(), 92
mc_AddAgent(), 208
MC_AddStationaryAgent(), 94
MC_AGENT_ACTIVE, 70
mc_agent_id, 184
mc_agent_name, 184
MC_AGENT_NEUTRAL, 70
MC_AGENT_SUSPENDED, 70
MC_AgentExecEngine(), 28
MC_AgentStatus_e, 70
MC_AgentType_e, 70
mc_AgentVariableRetrieve(), 209
mc_AgentVariableSave(), 211
MC_ALL_SIGNALS, 70
MC_Barrier(), 96
mc_Barrier(), 213
MC_BarrierDelete(), 97
mc_BarrierDelete(), 214
MC_BarrierInit(), 98
mc_BarrierInit(), 215
MC_CallAgentFunc(), 29, 99
mc_CallAgentFunc(), 34, 216

MC_CallAgentFuncV(), 100
MC_CallAgentFuncVar(), 101
MC_ChInitializeOptions(), 102
MC_ComposeAgent(), 104
mc_ComposeAgent(), 219
MC_ComposeAgentFromFile(), 108
mc_ComposeAgentFromFile(), 223
MC_ComposeAgentFromFileS(), 110
mc_ComposeAgentFromFileS(), 225
MC_ComposeAgentS(), 106
mc_ComposeAgentS(), 221
MC_CondBroadcast(), 112
mc_CondBroadcast(), 227
MC_CondReset(), 113
mc_CondReset(), 228
MC_CondSignal(), 114
mc_CondSignal(), 229
MC_CondWait(), 115
mc_CondWait(), 230
MC_CopyAgent(), 116
mc_current_agent, 38, 39, 184
MC_DeleteAgent(), 118
mc_DeleteAgent(), 231
MC_DeregisterService(), 119
mc_DeregisterService(), 232
MC_End(), 8, 120
mc_End(), 233
MC_EXEC_AGENT, 70
MC_FindAgentByID(), 121
mc_FindAgentByID(), 34, 234
MC_FindAgentByName(), 28, 122
mc_FindAgentByName(), 33, 235
MC_GetAgentArrivalTime(), 123
MC_GetAgentExecEngine(), 28, 124
MC_GetAgentID(), 125
mc_GetAgentID(), 237
MC_GetAgentName(), 128
mc_GetAgentName(), 240
MC_GetAgentNumTasks(), 129
mc_GetAgentNumTasks(), 241

MC_GetAgentReturnData(), 130
MC_GetAgentStatus(), 132
mc_GetAgentStatus(), 242
MC_GetAgentType(), 134
MC_GetAgentXMLString(), 135
mc_GetAgentXMLString(), 243
MC_GetAllAgents(), 137
MC_HaltAgency(), 138
mc_HaltAgency(), 244
mc_host_name, 16, 184
mc_host_port, 184
MC_Initialize(), 7, 139
MC_InitializeAgencyOptions(), 141
MC_LoadAgentFromFile(), 143
MC_LOCAL_AGENT, 70
MC_MainLoop(), 144
MC_MigrateAgent(), 145
mc_MigrateAgent(), 245
MC_MutexLock(), 146
mc_MutexLock(), 247
MC_MutexUnlock(), 147
mc_MutexUnlock(), 248
mc_num_tasks, 184
MC_PrintAgentCode(), 148
mc_PrintAgentCode(), 249
MC_RECV_AGENT, 70
MC_RECV_CONNECTION, 70
MC_RECV_MESSAGE, 70
MC_RECV_RETURN, 70
MC_RegisterService(), 149
mc_RegisterService(), 34, 250
MC_REMOTE_AGENT, 70
MC_ResetSignal(), 151
MC_RESTART, 184
MC_ResumeAgency(), 153
mc_ResumeAgency(), 252
MC_RetrieveAgent(), 154
mc_RetrieveAgent(), 253
MC_RetrieveAgentCode(), 155
mc_RetrieveAgentCode(), 254
MC_RETURN_AGENT, 70
MC_RUN, 184
MC_SearchForService(), 157
mc_SearchForService(), 34, 255
MC_SemaphorePost(), 159
mc_SemaphorePost(), 257
MC_SemaphoreWait(), 160
mc_SemaphoreWait(), 258
MC_SendAgentMigrationMessage(), 161
mc_SendAgentMigrationMessage(), 259
MC_SendAgentMigrationMessageFile(), 8, 162
mc_SendAgentMigrationMessageFile(), 260
MC_SendSteerCommand(), 164
mc_SendSteerCommand(), 261
MC_SetAgentStatus(), 166
mc_SetAgentStatus(), 263
MC_SetDefaultAgentStatus(), 168
mc_SetDefaultAgentStatus(), 264
MC_SetThreadOff(), 169
MC_SetThreadOn(), 170
MC_Steer(), 171
MC_SteerControl(), 173
MC_STOP, 184
MC_SUSPEND, 184
MC_SyncDelete(), 175
mc_SyncDelete(), 265
MC_SyncInit(), 42, 176
mc_SyncInit(), 42, 266
mc_task_progress, 16, 184
MC_TerminateAgent(), 177
mc_TerminateAgent(), 33, 268
MC_THREAD_AI, 70
MC_THREAD_ALL, 70
MC_THREAD_AM, 70
MC_THREAD_CL, 70
MC_THREAD_CP, 70
MC_THREAD_MR, 70
MC_THREAD_MS, 70
MC_Wait(), 7
MC_WAIT_CH, 70
MC_WAIT_FINISHED, 70
MC_WAIT_MESSGSEND, 70
MC_WaitAgent(), 178
MC_WaitRetrieveAgent(), 179
MC_WaitSignal(), 181
MCAgencyOptions_t, 7
MCAgent_t, 184

persistent, 28