



Mobile-C

– A Multi-Agent Platform for Mobile C/C++ Agents

User's Guide

Version 2.0.3

Harry H. Cheng

Mobile-C User's Guide version 2.0.3 prepared by:

David Ko
Harry H. Cheng

September 16, 2010

Major Contributors (in alphabetical order)

Mobile-C is developed with idea, vision, and design by Professor Harry H. Cheng

People who helped to make Mobile-C the real thing (if you noticed that some names are missing, please mail to mobilec@iel.ucdavis.edu)

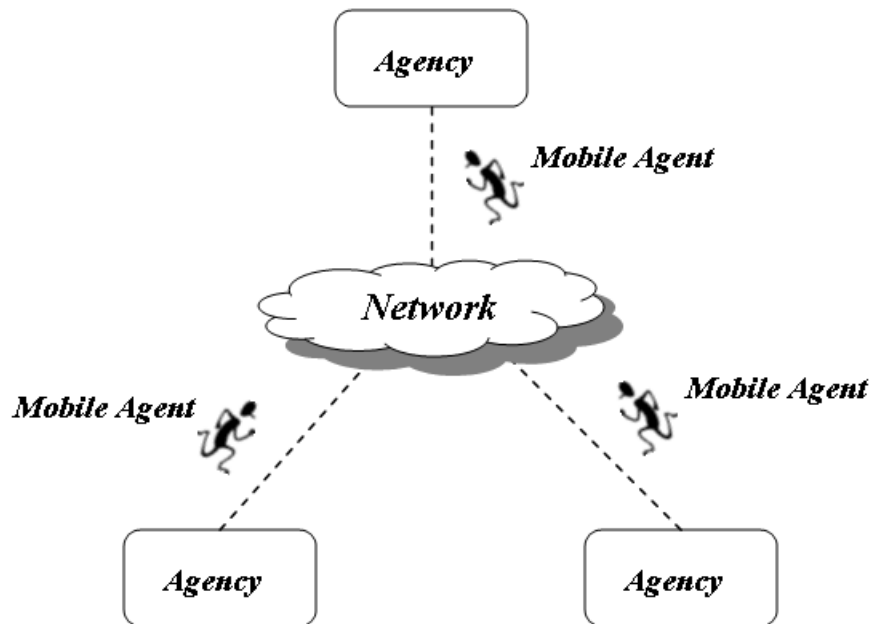
Name	Company (during contribution)	Remarks
Bertocco, Cristian cbertocco@dei.unipd.it	Univ. of California, Davis	Design and implementation of encryption for security in Mobile-C
Chen, Bo bochen@mtu.edu	Univ. of California, Davis	Design and implementation of Mobile-C
Chou, Yu-Cheng cycchou@ucdavis.edu	Univ. of California, Davis	Design and implementation of the Mobile-C library
Honda, Jason jhonda@sandia.gov	Sandia National Laboratories	
Ko, David dko@ucdavis.edu	Univ. of California, Davis	Design and implementation of the Mobile-C library
Linz, David ddlitz@gmail.com	Univ. of California, Davis	Design and implementation of Mobile-C
Malik, Najmus S., najam.malik@gmail.com	Univ. of California, Davis	Design and implementation of the Mobile-C Security Module.
Nestinger, Stephen S., ssnestinger@ucdavis.edu	Univ. of California, Davis	Webmaster of http://www.mobilec.org
Stark, Douglas P. dpstark@sandia.gov	Sandia National Laboratories	Design and implementation of .NET interface

Copyright

```
/*[
 * Copyright (c) 2007-2008 Integration Engineering Laboratory
 *                               University of California, Davis
 *
 * Permission to use, copy, and distribute this software and its
 * documentation for any purpose with or without fee is hereby granted,
 * provided that the above copyright notice appear in all copies and
 * that both that copyright notice and this permission notice appear
 * in supporting documentation.
 *
 * Permission to modify the software is granted, but not the right to
 * distribute the complete modified source code. Modifications are to
 * be distributed as patches to the released version. Permission to
 * distribute binaries produced by compiling modified sources is granted,
 * provided you
 * 1. distribute the corresponding source modifications from the
 *    released version in the form of a patch file along with the binaries,
 * 2. add special version identification to distinguish your version
 *    in addition to the base release version number,
 * 3. provide your name and address as the primary contact for the
 *    support of your modified version, and
 * 4. retain our contact information in regard to use of the base
 *    software.
 * Permission to distribute the released version of the source code along
 * with corresponding source modifications in the form of a patch file is
 * granted with same provisions 2 through 4 for binary distributions.
 *
 * This software is provided "as is" without express or implied warranty
 * to the extent permitted by applicable law.
]*/
```

Abstract

Mobile-C is an IEEE FIPA (Foundation for Intelligent Physical Agents) standard compliant multi-agent platform for supporting C/C++ mobile agents in networked intelligent mechatronic and embedded systems. Although it is a general-purpose multi-agent platform, Mobile-C is specifically designed for real-time and resource constrained applications with interface to hardware. Mobile agents are software components that are able to move between different execution environments. Mobile agents in a multi-agent system communicate and work collaboratively with other agents to achieve a global goal. It allows a mechatronic or embedded system to adapt to a dynamically changing environment.



Contents

1	Introduction	1
2	Mobile-C Library Installation	3
2.1	Requirements	3
2.2	Installation on Unix	3
2.2.1	Install the Mobile-C library	3
2.3	Installation on Windows	4
2.3.1	Building the Mobile-C Library	4
2.4	Installation on KoreBot	4
2.4.1	Build the Mobile-C library	4
2.5	Installation on Gumstix	5
2.5.1	Build the Mobile-C library	5
2.6	Installing the Mobile-C Ch Package	5
2.7	Creating your own compilation environment	5
2.7.1	UNIX and Mac systems	6
2.7.2	Windows	6
3	Getting Started	7
3.1	Compilation on Unix	7
3.2	Compilation on Windows	7
3.3	Overview of Sample Application Programs	7
3.4	Mobile-C Bluetooth Agencies (Experimental)	10
3.5	Execution of Sample Applications	12
3.6	The Mobile-C Library	12
3.6.1	Architecture of the Mobile-C Library	12
3.6.2	Implementation of the Mobile-C Library	14
4	Composing Agents	15
4.1	Mobile-C Command Prompt <code>compose_send</code> Command	15
4.1.1	Example Execution Using the <code>compose_send</code> Command	15
4.2	Mobile-C <code>MC_ComposeAgent*</code> Functions	16
4.3	Agent Workgroups	16
5	Agent Data	19
5.1	Agent Return Data	19
5.2	Agent Saved Variables	19

6	Mobile-C Agent Migration Message Format	22
6.1	General Message Format	22
6.2	Multiple Tasks with a Single Code Block	24
6.3	Multiple Tasks with Multiple Code Blocks	24
6.4	Multiple Mobile Agent performs Task on Multiple Hosts	24
6.5	Agent Return Messages	24
6.6	Agent Saved Variables	34
6.7	Stationary/Persistent Mobile Agents	34
6.7.1	An Agent with an Infinite Task	34
6.7.2	The “persistent” Agent Flag	35
7	Mobile-C FIPA Compliant ACL Messages	38
7.1	Constructing and Sending an ACL Message	38
7.2	Receiving an ACL Message	38
8	Mobile-C Binary Stationary Agents	40
9	Interface between Binary and Mobile Agent Spaces	42
9.1	Invoke a Mobile Agent Space Function from Binary Space	42
10	Extend Mobile-C Functionality to Mobile Agent Space	47
10.1	Terminate Mobile Agent Execution from Mobile Agent Space	47
10.2	Invoke a Registered Service from Mobile Agent Space	48
11	Synchronization Support in the Mobile-C library	56
11.1	Synchronization in Mobile Agent Space	56
11.2	Synchronization Between Binary and Agent Spaces	59
11.3	Mobile-C Execution with Multiple Agencies	61
12	Mobile-C Security Module	67
12.1	Security Module Architecture and Overview	67
12.2	Enabling the Security Module	67
12.2.1	Enabling the Security Module in Unix	67
12.2.2	Enabling the Security Module in Windows	68
12.2.3	Further Instructions	68
12.3	Preparation to Run Security Enabled Agency	68
12.3.1	Generating Key Files	68
12.3.2	Known Host File	69
12.4	Examples – Mobile-C Security	69
13	Communication With Other FIPA Compliant Agent Systems	73
13.0.1	Example: Receiving a message from a JADE agent	73
13.0.2	Example: Sending a message from Mobile-C to JADE	76
A	Mobile-C API in the C/C++ Binary Space	78
	MC_AclGetProtocol()	84
	MC_AclAddReceiver()	85
	MC_AclAddReplyTo()	87
	MC_AclGetContent()	89

MC_AclGetConversationID()	91
MC_AclGetPerformative()	92
MC_AclGetProtocol()	95
MC_AclGetSender()	96
MC_AclNew()	98
MC_AclPost()	100
MC_AclReply()	101
MC_AclRetrieve()	102
MC_AclSetContent()	104
MC_AclSetConversationID()	106
MC_AclSetPerformative()	107
MC_AclSetProtocol()	110
MC_AclSetSender()	111
MC_AclWaitRetrieve()	113
MC_AgentAddTask()	115
MC_AgentAddTaskFromFile()	117
MC_AgentReturnArrayDim()	119
MC_AgentReturnArrayExtent()	121
MC_AgentReturnArrayNum()	122
MC_AgentReturnDataGetSymbolAddr()	123
MC_AgentReturnDataSize()	124
MC_AgentReturnDataType()	125
MC_AgentReturnIsArray()	126
MC_AddAgent()	127
MC_AddStationaryAgent()	129
MC_Barrier()	131
MC_BarrierDelete()	132
MC_BarrierInit()	133
MC_CallAgentFunc()	134
MC_CallAgentFuncV()	136
MC_CallAgentFuncVar()	138
MC_ChInitializeOptions()	140
MC_ComposeAgent()	142
MC_ComposeAgentS()	144
MC_ComposeAgentWithWorkgroup()	146
MC_ComposeAgentFromFile()	148
MC_ComposeAgentFromFileS()	150
MC_ComposeAgentFromFileWithWorkgroup()	152
MC_CondBroadcast()	154
MC_CondReset()	155
MC_CondSignal()	156
MC_CondWait()	157
MC_CopyAgent()	158
MC_DeleteAgent()	160
MC_DeregisterService()	161
MC_End()	163
MC_FindAgentByID()	165
MC_FindAgentByName()	166

MC_GetAgentArrivalTime()	168
MC_GetAgentExecEngine()	169
MC_GetAgentID()	171
MC_GetAgentName()	174
MC_GetAgentNumTasks()	175
MC_GetAgentReturnData()	176
MC_GetAgentStatus()	178
MC_GetAgentType()	180
MC_GetAgentXMLString()	181
MC_GetAllAgents()	183
MC_HaltAgency()	184
MC_Initialize()	185
MC_InitializeAgencyOptions()	189
MC_LoadAgentFromFile()	191
MC_MainLoop()	192
MC_MigrateAgent()	193
MC_MutexLock()	194
MC_MutexUnlock()	195
MC_PrintAgentCode()	196
MC_RegisterService()	197
MC_ResetSignal()	199
MC_ResumeAgency()	201
MC_RetrieveAgent()	202
MC_RetrieveAgentCode()	203
MC_SearchForService()	205
MC_SemaphorePost()	207
MC_SemaphoreWait()	208
MC_SendAgent()	209
MC_SendAgentFile()	210
MC_SendAgentMigrationMessage()	212
MC_SendAgentMigrationMessageFile()	213
MC_SendSteerCommand()	215
MC_SetAgentStatus()	217
MC_SetDefaultAgentStatus()	219
MC_SetThreadOff()	220
MC_SetThreadOn()	221
MC_Steer()	222
MC_SteerControl()	224
MC_SyncDelete()	226
MC_SyncInit()	227
MC_TerminateAgent()	228
MC_WaitAgent()	229
MC_WaitRetrieveAgent()	230
MC_WaitSignal()	232

B Mobile-C API in the C/C++ Script Space	234
mc_AclAddReceiver()	238
mc_AclAddReceiver()	240
mc_AclAddReplyTo()	242
mc_AclNew()	244
mc_AclPost()	246
mc_AclReply()	247
mc_AclRetrieve()	248
mc_AclSend()	250
mc_AclSetContent()	252
mc_AclSetPerformative()	254
mc_AclSetSender()	257
mc_AclWaitRetrieve()	259
mc_AddAgent()	261
mc_AgentVariableRetrieve()	262
mc_AgentVariableSave()	264
mc_Barrier()	266
mc_BarrierDelete()	267
mc_BarrierInit()	268
mc_CallAgentFunc()	269
mc_ComposeAgent()	272
mc_ComposeAgentS()	274
mc_ComposeAgentFromFile()	276
mc_ComposeAgentFromFileS()	278
mc_CondBroadcast()	280
mc_CondReset()	281
mc_CondSignal()	282
mc_CondWait()	283
mc_DeleteAgent()	284
mc_DeregisterService()	285
mc_End()	287
mc_FindAgentByID()	288
mc_FindAgentByName()	290
mc_GetAgentID()	292
mc_GetAgentName()	295
mc_GetAgentNumTasks()	296
mc_GetAgentStatus()	297
mc_GetAgentXMLString()	298
mc_HaltAgency()	299
mc_MigrateAgent()	300
mc_MutexLock()	302
mc_MutexUnlock()	303
mc_PrintAgentCode()	304
mc_RegisterService()	305
mc_ResumeAgency()	307
mc_RetrieveAgent()	308
mc_RetrieveAgentCode()	309
mc_SearchForService()	310

mc_SemaphorePost()	312
mc_SemaphoreWait()	313
mc_SendAgentMigrationMessage()	314
mc_SendAgentMigrationMessageFile()	315
mc_SendSteerCommand()	316
mc_SetAgentStatus()	318
mc_SetDefaultAgentStatus()	319
mc_SyncDelete()	320
mc_SyncInit()	321
mc_TerminateAgent()	323
C Mobile-C Agent Porting Guide from v1.9.x to v1.10.x	325
C.1 Overview of major changes	325
C.1.1 Comparison of Old Format and New Format	325
C.2 New Agent XML DTD	327
Index	327

Chapter 1

Introduction

Parallel and distributed computing [1] [2] are widely used in scientific and engineering fields, especially for time-critical or time-consuming tasks. Parallel computing is typically carried out in dedicated multiprocessors with a central clock and shared memory. On the other hand, distributed computing is decentralized parallel computing, using two or more computers communicating over a network to accomplish a common objective or task. It is similar to computer clustering with the main difference being a wide geographic dispersion of the resources. In addition to the main difference, the types of hardware, programming languages, operating systems and other resources may vary drastically as well in distributed computing.

Although the processing speed of networked computers is typically not as fast as that of a dedicated parallel computer, networked computers are less expensive and more broadly available. Due to the rapid improvement in network hardware and software that makes distributed computing faster, more broadly available, and easier-to-implement than before, there are more and more research investigations nowadays targeting or exploiting this low-end, decentralized parallel computing. Meanwhile, as the scale of distributed applications rapidly expands, there is an increasing demand for the code mobility.

Agent technology can significantly enhance the design and analysis of problem domains under the following three conditions [3]: (1) the problem domain is geographically distributed; (2) the subsystems exist in a dynamic environment; (3) the subsystems need to interact with each other more flexibly. Mobile agents are software components that can travel between different execution environments [4]. Mobile agents can be created dynamically during runtime and dispatched to source systems to perform tasks with the most updated code. Therefore, the mobility of mobile agents provides distributed applications with significant flexibility and adaptability which are both essential to satisfy the dynamically changing requirements and conditions in a distributed environment.

Most of the mobile agent systems were developed to support only Java mobile agents. Furthermore, many of them are standalone platforms. In other words, they were not designed to be embedded in a user application to support code mobility. Mobile-C [5] [6] [7] [8] was originally developed as a standalone, IEEE Foundation for Intelligent Physical Agents (FIPA) compliant mobile agent platform with a primary intention to fit applications where low-level hardware gets involved, such as networked mechatronic and embedded systems. Since most of these systems are written in C/C++, Mobile-C uses C/C++ as the mobile agent language for easy interfacing with control programs and underlying hardware. In addition, Mobile-C uses an embeddable C/C++ interpreter – Ch, originally developed by Cheng [9] [10] [11], to support the execution of C/C++ mobile agent code.

In order to provide distributed applications with code mobility, this user's guide presents a mobile agent library, the Mobile-C library. The Mobile-C library is supported in various operating systems including Windows, Unix, and real-time OS. It has a small footprint to satisfy the small memory requirement for a variety of mechatronic and embedded systems. This mobile agent library allows Mobile-C to be embedded

in a program to support C/C++ mobile agents. The API functions in this library facilitate the development of a multi-agent system that can easily interface with a variety of hardware devices.

Chapter 2

Mobile-C Library Installation

This chapter describes the prerequisites to install the Mobile-C library and the installation steps for both Unix and Windows operating systems.

2.1 Requirements

This user's guide assumes all necessary software packages are installed correctly and function. The software packages required to successfully install the Mobile-C library include:

- (1) Ch version 6.3.0 or greater: It can be obtained from <http://www.softintegration.com>
- (2) Embedded Ch version 6.3.0 or greater: It can be obtained from <http://www.softintegration.com>

2.2 Installation on Unix

2.2.1 Install the Mobile-C library

The following commands will install the Mobile-C library in the system directory for **32-bit** Unix systems. The system directory for Unix systems is usually `'/usr/local/lib'` or `'/usr/lib'` depending on your system.

```
cd <MCPACKAGE>/src
./configure
make
make install
```

The following commands will install the Mobile-C library in the system directory for **64-bit** Unix systems. The only difference between the above and below commands is that `'fPIC'` is added into `CFLAGS` for compilation.

```
cd <MCPACKAGE>/src
./configure CFLAGS=-fPIC
make
make install
```

By default, the Mobile-C library created contains both shared and static versions, which are `'libmc.so.0.0.0'` and `'libmc.a'`, respectively. The header file, `libmc.h`, used in the C/C++ binary space will be placed in the system directory, which is usually `'usr/local/include'` or `'usr/include'` depending on your system.

Note that these commands will automatically build mxml-2.2.2 and xyssl-0.7, both of which are packaged with Mobile-C, but will not install these libraries. The Mobile-C libraries only need these libraries to compile, but does not need them installed in order to run.

Also note that the above commands will automatically compile all the included demos automatically after compiling the Mobile-C library. The demos will run even if the 'make install' step is omitted.

The '-prefix' option can be used to specify the home directory to install the Mobile-C files, as shown in the following commands.

```
cd <MCPACKAGE>/src
./configure --prefix=<MCHOME>
make
make install
```

<MCPACKAGE> is the directory created by unpacking the Mobile-C compressed tar file. <MCHOME> is the installation directory for the Mobile-C library and header file.

The library files 'libmc.so.0.0.0' and 'libmc.a' will be installed in <MCHOME>/lib, and the header file 'libmc.h' will be placed in <MCHOME>/include.

2.3 Installation on Windows

2.3.1 Building the Mobile-C Library

The following steps are suggested to build the Mobile-C library.

1. Ensure that your `_chrc` file in your home directory is up to date. The `_chrc` file may be opened from the ChIDE text editor by opening ChIDE, selecting "Options" from the menu, and selecting the "Open Local Ch Startup File" menu item. The section in your `_chrc` file which contains settings about your Visual C++ installation must be correct.
2. Unpack the Mobile-C source code. Ensure that you have write permissions for the directory you are unpacking Mobile-C into, or you may encounter compile-time errors. As mentioned in the previous section, we will refer to the unpacked directory as <MCPACKAGE>.
3. Open a Ch terminal.
4. Navigate to the <MCPACKAGE> directory in your Ch terminal. For example, if you unpacked Mobile-C to the `C:\Mobile-C` directory, type `cd C:\Mobile-C` in your Ch terminal.
5. Type the command `nmake -f makefile.win32` to build the Mobile-C library, as well as all of the demos in the <MCPACKAGE>/demos/ directory.

2.4 Installation on KoreBot

2.4.1 Build the Mobile-C library

A bash script, `build_korebot`, is used to build the Mobile-C library and an executable sample program, `mc_sample_app`, for KoreBot board.

Running the script will create a directory called `korebot_mc` that contains `bin`, `include` and `lib` directories. `bin` directory contains the executable sample program. `include` directory contains the header file `libmc.h`. `lib` directory contains the Mobile-C related static and shared libraries.

Two paths, *KOREBOT_CHHOME* and *KOREBOT_TOOLCHAINHOME*, in the bash script might need to be changed to match the correct paths set up in a user's system. *KOREBOT_CHHOME* is the directory containing Ch files built for KoreBot board. *KOREBOT_TOOLCHAINHOME* is the directory containing cross compiler related files for KoreBot board.

Use the following commands to run the bash script.

```
cd <MCPACKAGE>
./build_korebot
```

2.5 Installation on Gumstix

2.5.1 Build the Mobile-C library

A bash script, *build_gumstix*, is used to build the Mobile-C library and an executable sample program, *mc_sample_app*, for Gumstix computer.

Running the script will create a directory called *gumstix_mc* that contains *bin*, *include* and *lib* directories. *bin* directory contains the executable sample program. *include* directory contains the header file *libmc.h*. *lib* directory contains the Mobile-C related static and shared libraries.

Two paths, *GUMSTIX_CHHOME* and *GUMSTIX_TOOLCHAINHOME*, in the bash script might need to be changed to match the correct paths set up in a user's system. *GUMSTIX_CHHOME* is the directory containing Ch files built for Gumstix computer. By default, it is set to the value `/usr/local/gumstix_ch/ch/`. *GUMSTIX_TOOLCHAINHOME* is the directory containing cross compiler related files for Gumstix computer. By default, it is set to the value `/usr/local/gumstix-buildroot`.

Use the following commands to run the bash script.

```
cd <MCPACKAGE>
./build_gumstix
```

2.6 Installing the Mobile-C Ch Package

The Mobile-C Ch Package will be required if agents need to use any of the Mobile-C FIPA ACL message functions, such as `mc_AclSend()` or `mc_AclRetrieve()`. To install the Mobile-C Ch package, please follow these steps:

1. From the Mobile-C root directory, run the command:

```
ch ./pkgcreate.ch
```

This will create a directory called "chmobilec".

2. From within a Ch shell, run the command:

```
sudo pkginstall.ch chmobilec
```

If you are using Microsoft Windows, you may omit the "sudo" part of the command which is required on unix-like systems to ensure proper installation permissions.

2.7 Creating your own compilation environment

If a custom build environment is required, there are several directories which must be added to the search paths for header files and libraries. There are also a variety of system libraries which Mobile-C must be linked with in order to compile properly.

2.7.1 UNIX and Mac systems

In order to compile properly, the extra include directory `<CHHOME>/extern/include` must be added to the default include search directories. The directory `<CHHOME>/extern/lib` must also be added to the list of searched library directories. Furthermore, the following libraries must be linked with Mobile-C during the link step:

- `libmxml` (Provided with Mobile-C in the directory `<MCHOME>/src/mxml/`)
- `libmc_list` (Provided with Mobile-C in the directory `<MCCHOME>/src/mc_list`)
- `libmc_sync` (Provided with Mobile-C in the directory `<MCCHOME>/src/mc_sync`)
- `libdl`
- `libpthread`
- `libm`
- `libcrypt`
- `libembedch` (Provided with Embedded-Ch)

2.7.2 Windows

For windows, the include directory `<CHHOME>/extern/include` must be added to the include paths and the directory `<CHHOME>/extern/lib` must be added to the library search paths. Furthermore, the library `wsock32.lib` must be linked with Mobile-C in order to compile properly.

Chapter 3

Getting Started

3.1 Compilation on Unix

All the demo programs are compiled automatically in the Unix version.

3.2 Compilation on Windows

All the demo programs are compiled automatically in the Windows version. Single demos may be recompiled by navigating to a demo directory in a Ch terminal with the `cd` and `ls` commands, and then executing the commands `nmake -f makefile.win32` to compile a demo, or `nmake -f makefile.win32 clean` to delete all compiled files.

3.3 Overview of Sample Application Programs

```
/* File: hello_world/server.c */

#include <stdio.h>
#include <libmc.h>

int main()
{
    MCAgency_t agency;
    int local_port = 5051;

    agency = MC_Initialize(local_port, NULL);

    MC_MainLoop(agency);

    MC_End(agency);
    return 0;
}
```

Program 1: A sample Mobile-C server. (demos/getting_started/hello_world/server.c)

Program 1 starts an agency that is capable of receiving mobile agents and executing mobile agent code.

```
#include <stdio.h>
```

```

/* File: hello_world/client.c */

#include <stdio.h>
#include <stdlib.h>
#include <libmc.h>

int main()
{
    MCAgency_t agency;
    MCAgencyOptions_t options;
    MCAgent_t agent;
    int local_port=5050;
    int remote_port = 5051;

    MC_InitializeAgencyOptions(&options);
    //MC_SetThreadOff(&options, MC_THREAD_CP); /* Turn off command prompt */
    agency = MC_Initialize(local_port, &options);

    agent = MC_ComposeAgentFromFile(
        "mobagent1", /* Name */
        "localhost:5050", /* Home */
        "IEL", /* Owner */
        "hello_world.c", /* Filename */
        NULL, /* Return var name. NULL for no return */
        "localhost:5051", /* Server to execute task on */
        0 ); /* Persistent. 0 for no persistence. */

    /* Add the agent to the agency to start it */
    MC_AddAgent(agency, agent);

    MC_MainLoop(agency);
    MC_End(agency);
    exit(0);
}

```

Program 2: A sample Mobile-C client program. The sole purpose of this program is to send a Mobile-C agent to another agency. (demos/getting_started/hello_world/client.c)

```
#include <libmc.h>
```

```
int main()  
{
```

The header file **libmc.h** is included at the beginning of the program. It defines all the data types, macros and function prototypes for the Mobile-C library.

```
MCAgency_t agency;  
int local_port = 5051;
```

The variable *agency*, of type **MCAgency_t**, is a handle that contains information of an agency. The second line initializes a local variable that will hold the port number we wish the agency to bind to.

```
agency = MC_Initialize(local_port, NULL);
```

MC_Initialize() takes an integer and the address of an **MCAgencyOptions_t** variable as its two parameters. An **MCAgencyOptions_t** variable is a structure that contains information about which threads to be activated and the default agent status specified by a user. Here, a **NULL** pointer is passed to **MC_Initialize()** as the second parameter instead of an **MCAgencyOptions_t** variable to start an agency with default settings. A local agency will be initialized to listen on port **5051** specified by the variable *local_port*.

```
MC_MainLoop(agency);  
  
MC_End(agency);  
return 0;  
}
```

The agency waits indefinitely for a mobile agent by the function **MC_MainLoop()** .

Program 2 starts an agency that sends a mobile agent to a remote agency. Examining Programs 1 and 2, we see that there are only two new API function calls:

```
agent = MC_ComposeAgentFromFile(  
    "mobagent1",      /* Name */  
    "localhost:5050", /* Home */  
    "IEL",           /* Owner */  
    "hello_world.c", /* Filename */  
    NULL,            /* Return var name. NULL for no return */  
    "localhost:5051", /* Server to execute task on */  
    0 );             /* Persistent. 0 for no persistence. */
```

and

```
MC_AddAgent(agency, agent);
```

Mobile-C agents may be created from existing source code files. The example above takes a source code file called *hello_world.c* and constructs an agent around it. The agent's name, home, owner, return variable name, and the host on which to execute the agent are all provided as arguments to the **MC_ComposeAgentFromFile()** function.

Then, the newly created agent is added to the local agency so that it may perform its local and/or remote tasks. In our example, the agent has one remote task, so the agent will migrate to the remote host and perform its task there.

Also note that any valid hostname may be used in place of “localhost”. The communicating agencies need not be on the same physical machine; in fact, in most cases they will be on separate machines. Any IPv4 string, i.e. “169.237.104.199”, or qualified hostname, i.e. “machine.ucdavis.edu”, may be used. For instance, the code

```
MC_ComposeAgentFromFile(  
    "Bob",  
    "iel.ucdavis.edu:5050",  
    "IEL",  
    "source_code.c",  
    "169.237.104.199:5055",  
    NULL,  
    0);
```

will send an agent to the server at address “169.237.104.199” listening on port 5055. Or,

```
MC_ComposeAgentFromFile(  
    "Lou",  
    "iel.ucdavis.edu:5055",  
    "IEL",  
    "agent_source.c",  
    "machine.ucdavis.edu:5031",  
    NULL,  
    0);
```

will send the agent to an agency at “machine.ucdavis.edu” listening on port 5031.

3.4 Mobile-C Bluetooth Agencies (Experimental)

As of Mobile-C version 2.0.2, Mobile-C has support for using Bluetooth as the agent message transport medium as opposed to the standard TCP/IP. A new option has been added to the `MCAgencyOptions_t` structure to indicate whether or not Mobile-C should start as a Bluetooth enabled agency.

Please note that currently, Mobile-C is unable to start as both a Bluetooth agency and a standard TCP/IP agency. That is, if a Mobile-C agency is initialized to communicate via Bluetooth, that same agency will not be able to communicate via TCP/IP, and vice versa.

When Mobile-C is initialized as a Bluetooth agency, it enables Mobile-C to send and receive messages to other Mobile-C Bluetooth agencies, via the short/medium range Bluetooth wireless protocol. A sample Mobile-C server program that listens for incoming connections is shown below.

```
/* File: getting_started/bluetooth/server.c */  
  
#include <stdio.h>  
#include <libmc.h>  
  
int main()  
{  
    MCAgency_t agency;  
    int local_port = 10; /* Bluetooth RFCOMM ports only go from 0 to 30 */  
  
    MCAgencyOptions_t options;  
    MC_InitializeAgencyOptions(&options);
```

```

options.bluetooth = 1;
options.initInterps = 2;

printf("Initializing...\n");
agency = MC_Initialize(local_port, &options);
printf("Done Initializing.\n");

MC_MainLoop(agency);

MC_End(agency);
return 0;
}

```

Note that this program is very similar to the previous “hello world” server.c, seen at Program 1. One major difference to take note is the line which reads

```
options.bluetooth = 1;
```

This line sets the option in the Mobile-C options structure to inform Mobile-C to initialize as a Bluetooth agency.

Also note the initializing port number. Bluetooth RFCOMM port numbers are limited to values from 0 to 30. The value “20” was chosen arbitrarily, but it must lie between zero and thirty.

The client program, which sends an agent to the server agency, is also similar to the previous client program seen at Program 2.

```

/* File: getting_started/bluetooth/client.c */

#include <stdio.h>
#include <stdlib.h>
#include <libmc.h>

int main()
{
    MCAgency_t agency;
    MCAgencyOptions_t options;
    MCAgent_t agent;
    int local_port=21;

    MC_InitializeAgencyOptions(&options);
    options.bluetooth = 1;
    agency = MC_Initialize(local_port, &options);

    agent = MC_ComposeAgentFromFile(
        "mobagent1", /* Name */
        "localhost:5050", /* Home */
        "IEL", /* Owner */
        "master_slave.cpp", /* Filename */
        NULL, /* Return var name. NULL for no return */
        "00:80:37:2E:45:D2 10", /* Server to execute task on */
        /* Note that the address is a bluetooth
         * device address, aka MAC address. The number after
         * the space is the RFCOMM channel to send to. */
        0 ); /* Persistent. 0 for no persistence. */

    /* Add the agent to the agency to start it */
    MC_AddAgent(agency, agent);
}

```

```
MC_MainLoop(agency);
MC_End(agency);
exit(0);
}
```

Note that the hostname supplied to the `MC_ComposeAgentFromFile()` function is composed of the MAC address of the server Bluetooth device, followed by a space, followed by the port the server agency is listening on.

3.5 Execution of Sample Applications

In general, each of the demos is designed to have very similar execution procedures. For each demo, there are one or more “servers”, which are simply vanilla Mobile-C agencies. To run the demo, start all of the servers (there is only one server for most of the demos), and start the “client” program. Generally, the client program also starts a Mobile-C agency, but it typically sends an agent to a destination as part of its startup process as well.

For example, to run the Mobile-C “Hello World” example, run the following commands from a text terminal on the server machine to start an agency listening on port **5051**.

```
cd <MCPACKAGE>/demos/hello_world
./server
```

Next, run the following commands from a text terminal on the client machine to start an agency listening on port **5050** and send the mobile agent to the remote agency listening on port **5051**.

```
cd <MCPACKAGE>/demos/hello_world
./client
```

After the mobile agent message is received and the mobile agent code is executed, the string **Hello World!** should be printed to the text terminal on the server machine. Note that in this example, both the server and client are running on the same machine, but this is not a requirement. The field “localhost” may be replaced with any qualified domain name or IP address.

3.6 The Mobile-C Library

The Mobile-C library allows a Mobile-C agency to be embedded in a program to support C/C++ mobile agents. In addition, the Mobile-C API gives users a full control over a Mobile-C agency embedded in a program. Therefore, the Mobile-C library not only provides a significant code mobility for distributed applications, but also facilitates the development of a multi-agent system that can easily interface with various hardware devices.

3.6.1 Architecture of the Mobile-C Library

Figure 3.1 illustrates the architecture of the Mobile-C library. The Mobile-C library allows a Mobile-C agency to be embedded in a program to support C/C++ mobile agents. A Mobile-C agency refers to a mobile agent platform within which mobile agents exist and operate. The Mobile-C API gives users a full control over a Mobile-C agency and its different modules.




Figure 3.1: Architecture of the Mobile-C library.

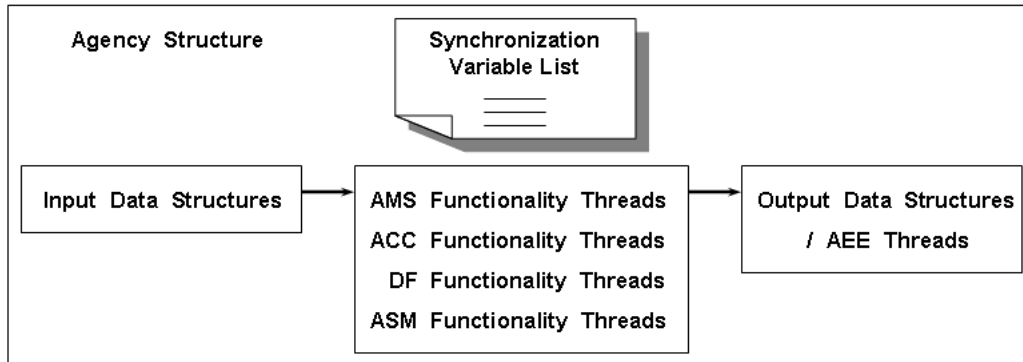


Figure 3.2: Implementation overview of the Mobile-C library.

As a IEEE FIPA compliant mobile agent platform, a Mobile-C agency comprises three FIPA normative modules, Agent Management System (AMS), Agent Communication Channel (ACC) and Directory Facilitator (DF). Two additional modules, Agent Execution Engine (AEE) and Agent Security Manager (ASM), are included in a Mobile-C agency as well. These modules provide different functionalities summarized as follows.

Agent Management System (AMS)

An AMS controls the creation, registration, execution, migration, persistence, and termination of a mobile agent. It maintains a directory of Agent Identifiers (AIDs) for registered mobile agents. Each mobile agent must register with an AMS in order to have a valid AID.

Agent Communication Channel (ACC)

An ACC routes messages between local and remote entities. It is responsible for the interactions between distributed components, such as inter-agent communication and inter-platform agent transport. The interactions can be performed through Agent Communication Language (ACL) message exchange.

Directory Facilitator (DF)

A DF serves yellow page services. Mobile agents wishing to advertise their services should register with a DF. Visiting mobile agents can search a DF for mobile agents providing the services they desire.

Agent Execution Engine (AEE)

An AEE serves as the execution environment for mobile agent code. An AEE has to be platform independent in order to support the execution of mobile agents in a heterogeneous environment.

Each AEE contains an Embedded Ch interpreter to interpret the agent C code. By default, the agency will preload four interpreters upon startup for interpreting agents. If more than four interpreters are required, the agency will dynamically allocate extra interpreters as needed. See the reference for `MC_Initialize()` on page 185 for more info.

Agent Security Manager (ASM)

An ASM is responsible for maintaining security policies for the host system. Some sample tasks of an

ASM include identifying users, protecting host resources, authenticating and authorizing mobile agents, and ensuring the security and integrity of mobile agents.

3.6.2 Implementation of the Mobile-C Library

Figure 3.2 shows the implementation overview of the Mobile-C library. The functionalities of each module of an agency are implemented as independent threads classified into five categories, that is, the AMS functionality threads, the ACC functionality threads, the DF functionality threads, the ASM functionality threads and the AEE threads. Each AEE thread is launched by one of the AMS functionality threads.

The Mobile-C library provides API functions to specify which thread needs to be active or inactive when an agency is initialized. It also provides API functions to access the input and output data structures associated with the functionality threads. A Mobile-C agency maintains a list of synchronization variables that can be used with a group of Mobile-C functions to ensure synchronization among mobile agents and threads. The sizes of the Mobile-C static and shared libraries for Linux are about 500 KB and 390 KB, respectively.

The header file *libmc.h* contains definitions of all the structures and functions of the Mobile-C library. Table A.5 on page 81 lists the currently implemented functions for the binary space.

Chapter 4

Composing Agents

Mobile-C agents are represented internally as XML data structures. However, dealing with XML code requires background knowledge of XML and may be cumbersome. To enhance the convenience of creating and deploying Mobile-C agents, several different methods of creating agents from C source code files have been implemented.

Agents may be composed from plain C source code. There are two main ways to compose Mobile-C agents. Agents may be composed by using the `compose_send` command in the Mobile-C prompt, or by using the `MC_ComposeAgent*` series of API functions.

4.1 Mobile-C Command Prompt `compose_send` Command

The `compose_agent` takes a C source code file and creates a fully functioning agent out of it. The `compose_send` command syntax is

```
compose_send <filename> <target host> <target port>
```

Many details about an agent generated in this method, such as the agent's name and owner, are dynamically generated when creating an agent using this method.

4.1.1 Example Execution Using the `compose_send` Command

The demo `prompt_example` has been provided with the Mobile-C package. Note that the source code for both servers is virtually identical to that in Program 1, except with added execution instructions. The demo program is initiated by starting the first agency, named `server1`.

```
$ ./server1
Agency 1 started. Please start the second agency by running the command
"server2" on another terminal.
```

```
MobileC >
```

Next, the second agency is started on a separate terminal.

```
$ ./server2
Starting Agency...
You may now try the following commands:
```

```
compose_send helloworld.c localhost 5050
```

The previous command will compose an agent using the source code in "helloworld.c" and send it to the other agency at port 5050. Then try this command:

```
compose_send helloworld.c localhost 5051
```

This will send the "hello_world.c" agent to the local agency. You may also try these commands at the other agency.

```
MobileC >
```

Following the instructions on the second agency, we execute the suggested `compose_send` command. The first agency terminal now appears as such:

```
$ ./server1
Agency 1 started. Please start the second agency by running the command
"server2" on another terminal.
```

```
MobileC > Hello, world!
```

Note that the source file `helloworld.c` has been composed into a mobile agent, migrated to the `server1` agency, and executed.

4.2 Mobile-C `MC_ComposeAgent*` Functions

There also exist a set of API functions which compose agents from C source files. These functions are

- `MC_ComposeAgent()` : Compose an agent from program source code.
- `MC_ComposeAgentWithWorkgroup()` : Compose an agent from program source code with a workgroup code.
- `MC_ComposeAgentFromFile()` : Compose an agent from a program source code file.
- `MC_ComposeAgentFromFileWithWorkgroup()` : Compose an agent from a program source code file with a workgroup code.
- `MC_AgentAddTask()` : Add an additional task to an already formed agent.
- `MC_AgentAddTaskFromFile()` : Add an additional task to an already formed agent from a C source code file.

For an example of the usage of these functions, please refer to program 3.

4.3 Agent Workgroups

In order to provide an added layer of organization and security, agents may be created which belong to a workgroup. A workgroup's name may be an ASCII text string of any length. If an agent belongs in a workgroup, then certain actions on that agent may only be performed by other agents in the same workgroup.

```

/* File: multi_task_example/client.c */

#include <stdio.h>
#include <libmc.h>

int main()
{
    MCAgency_t agency;
    MCAgencyOptions_t options;
    MCAgent_t agent;
    double *agent_return_value;
    int task_num;
    int local_port=5050;
    int remote_port=5051;

    MC_InitializeAgencyOptions(&options);
    MC_SetThreadOff(&options, MC_THREAD_CP); /* Turn off command prompt */
    agency = MC_Initialize(local_port, &options);

    /* Compose the agent from a task source file */
    agent = MC_ComposeAgentFromFile(
        "mobagent3",      /* Name */
        "localhost:5050", /* Home - This is the host the agent will return to
                        * when it has finished its tasks. */
        "IEL",           /* Owner */
        "task1.c",       /* Code filename */
        "results_task1", /* Return Variable Name */
        "localhost:5051", /* server/destination host */
        0                /* persistent */
    );

    /* Add one more task */
    MC_AgentAddTaskFromFile(
        agent,           /* Agent handle */
        "task2.c",       /* Task code file name */
        "results_task2", /* Return Variable Name */
        "localhost:5052", /* server/destination host */
        0 );            /* Persistent */

    /* Add the agent */
    MC_AddAgent(agency, agent);

    MC_End(agency);
    return 0;
}

```

Program 3: An agency building an agent with multiple tasks from separate source code files.

Thus, if a group of agents keeps their workgroup name private, no agents outside of that group will be able to terminate, delete, or otherwise affect the agents within the workgroup. All agents are still able to interact through FIPA ACL messages.

For an example of agent workgroups in action, please see the demo program in the `demos/agent_workgroup_example` directory.

Chapter 5

Agent Data

Agents have the ability to carry pieces of data with them as they migrate from host to host. The data carried by an agent can be categorized into two broad types: “agent return data” and “agent saved variables”.

5.1 Agent Return Data

“Agent return data” is typically used to store a piece of data being returned to the agent’s home agency. For instance, if an agent is given a task to obtain a single result from a remote host, the agent might store the result as its agent return data. An agent may hold a single return value for each one of its tasks. The return value may be of any standard C type, or an array of such a type. For instance, the `double` type, as well as `double[5][3]` are both valid types for a piece of agent return data, since both are examples of a standard C type or an array of a standard type. User defined structs and unions may not be returned as a piece of return data.

In order to return a variable as agent return data, the name of the return variable simply needs to be specified when composing the agent. No further API calls need to be executed from within the agent code. Note that the return variable must be declared as a global variable in the agent code. For an example of an agent with multiple tasks returning information to its home agency, please see Program 3 on page 17.

5.2 Agent Saved Variables

An “agent saved variable” is also carried with an agent as it migrates. However, this type of variable is typically used for data that the agent itself has access to as it completes its tasks. Furthermore, an agent may save the value of as many variables as it desires per task. For instance, during an agent’s first task, it may save various values, like the number of other agents on the agency as an `int`, and the name of the agency as a `char[80]`. After it migrates to its second task, it may access the variables it saved previously on the first host. In this way, an agent could calculate the total number of active agents in an agency network. In summary,

	Agent Return Data	Agent Saved Variable
May save multiple variables per task		X
Data easily retrieved by home agency	X	X
Data saved to agent automatically without agent-space API calls	X	
Agent can access its own saved data		X

For example, consider an agent with the following tasks. The agent’s first task appears as such:

```

#include <stdio.h>
#include <math.h>
int savevar;
int another_savevar;
int array_savevar[10];
int main()
{
    int i;
    printf("Hello World!\n");
    printf("This is mobagent1 from the agency at port 5050.\n");
    printf("I am performing the task on the agency at port 5051 now.\n");
    printf("%f\n", hypot(1,2));
    savevar = 10;
    another_savevar = 20;
    mc_AgentVariableSave(mc_current_agent, "savevar");
    mc_AgentVariableSave(mc_current_agent, "another_savevar");
    for(i = 0; i < 10; i++) {
        array_savevar[i] = i*3;
    }
    mc_AgentVariableSave(mc_current_agent, "array_savevar");
    return 0;
}

```

Note that the variable to be saved must be a global variable. In the agent code, the agent performs a call to the function `mc_AgentVariableSave(mc_current_agent, "savevar");` The first argument in the function is a handle to an agent. The handle `mc_current_agent` is a special handle an agent has to itself. The second argument is a character string denoting the name of the variable to save. In effect, this code saves the value of `savevar` to itself. As shown in the preceding code, the `mc_AgentVariableSave()` function may be called multiple times on differing variable types and arrays. Each variable will be saved to the agent prior to migration.

Here is an example of the agent's second task's code:

```

#include <stdio.h>
int retvar;
int main()
{
    const int *i;
    i = (int*)mc_AgentVariableRetrieve(mc_current_agent, "savevar", 0);
    if (i==NULL) {
        printf("Variable 'savevar' not found.\n");
    } else {
        printf("Variable 'savevar' has value %d.\n", *i);
    }
    retvar = *i*2;
    return 0;
}

```

Note the call to `mc_AgentVariableRetrieve(mc_current_agent, "savevar", 0);` in this code example. This function attempts to retrieve a pointer to the saved variable. The first argument, as seen

before, is a handle to the agent itself. The second variable is the name of the variable to retrieve. The third argument is the task from which to retrieve the variable, with the value 0 being the first task. If the call succeeds, it will return a valid pointer to the saved variable. If it fails, the function returns `NULL`.

Chapter 6

Mobile-C Agent Migration Message Format

6.1 General Message Format

The message format for an agent migration message is designed such that multiple tasks and multiple code blocks can be migrated from agency to agency. The message is an XML message with encapsulated C code. An example of a rudimentary agent can be seen in Program 4 on page 23. Following is a brief description of each XML tag.

- **MESSAGE:** This tag indicates to Mobile-C that the following data is a Mobile-C message. The message type is included in the attribute “message”.
- **MOBILE_AGENT:** This tag indicates that the contained data is a Mobile-C agent.
- **AGENT_DATA:** This tag indicates that the contained data is data pertaining to this particular agent.
- **NAME:** The name of the agent.
- **OWNER:** The owner of the agent.
- **HOME:** The home of the agent. Any agent that has data to “return” will return it to this address by default.
- **WG_CODE:** The workgroup code of the agent. Workgroup codes are kept secret by the agent. Only agents with matching workgroup codes are allowed to perform certain operations on each other, such as agent deletion.
- **TASKS:** This indicates that the following information pertains to the task or tasks the agent is intended to perform. Attributes found under the **TASKS** tag include:
 - **task** : The total number of tasks the agent has.
 - **num** : The task that the agent is currently on.
- **TASK:** Each separate **TASK** tag indicates a separate task for the agent to perform. The tasks may be separate hosts and/or code blocks. In the rudimentary example, there is only one task. Listed below are the attributes of **TASK** tags.
 - **num**: The number of the task. The first task is task number zero.
 - **complete**: Completeness of the task
 - **server**: The host to perform the task


```

<!-- File: hello_world/test1.xml -->

<?xml version="1.0"?>

<!DOCTYPE myMessage SYSTEM "mobilec.dtd">

<MOBILEC_MESSAGE>
  <MESSAGE message="MOBILE_AGENT">
    <MOBILE_AGENT>
      <AGENT_DATA>
        <NAME>mobagent1</NAME>
        <OWNER>IEL</OWNER>
        <HOME>localhost:5050</HOME>
      <WG_CODE>test_workgroup</WG_CODE>
      <TASKS task="1" num="0">
        <TASK num="0" return="no-return" complete="0" server="localhost:5051" />
      <AGENT_CODE>
        <![CDATA[
/*#define A 2*/
#include <stdio.h>
#include <math.h>
int main()
{
    char* str;
    printf("Hello World!\n");
    printf("This is mobagent1 from the agency at port 5050.\n");
    printf("I am performing the task on the agency at port 5051 now.\n");
    printf("%f\n", hypot(1,2));

    return 0;
}
]]>
      </AGENT_CODE>
    </TASKS>
  </AGENT_DATA>
</MOBILE_AGENT>
</MESSAGE>
</MOBILEC_MESSAGE>

```

Program 4: A rudimentary agent. (demos/getting_started/hello_world/test1.xml)

- return: Name of the return variable
- persistent: Persistence of the agent
- return_value: Return value, if not an array
- code_id: ID of the code block to execute

complete and *server* are mandatory attributes, and others are optional attributes.

- AGENT_CODE: Each AGENT_CODE block represents a block of code that the agent may execute. Agents with multiple code blocks may decide at run-time which block to execute. Valid attributes under the AGENT_CODE tag include
 - id: The id of the code segment, as referenced by the TASK attribute, code_id.

6.2 Multiple Tasks with a Single Code Block

An agent may have an indefinite number of tasks. The agent will perform the tasks in their order that they are stated in the XML file, completing each one before continuing to the next host. Following is an example of an agent which has multiple tasks to perform, executing the same code block at each new host. See Program 5 on page 25 for an example.

6.3 Multiple Tasks with Multiple Code Blocks

See Program 6 on page 27 for a more complicated example of agent code including multiple tasks and multiple code blocks. Note that each code block has an associated ID which is referred to in the respective "DATA" tags. Also note that more than one "DATA" tag may refer to the same code block. Thus, an agent may have more "DATA" tags than code blocks.

6.4 Multiple Mobile Agent performs Task on Multiple Hosts

Program 7 on page 29 is a client that sends two different mobile agents to two different hosts. In for loop, it waits for the arrival signal of mobile agent. When an agent arrives it prints the result and delete that agent. For loop is iterated same as total number of mobile agents send by client. The two mobile agents having different name are shown in Program 8 and Program 9:

6.5 Agent Return Messages

If the "name" attribute in an agent's "DATA" tag is not set to "no-return", the agent will generate an agent-return message upon completion of all of its tasks. The agent will generate a return message containing the contents of the variable name specified in the "name" attribute. For instance, Program 10 on page 32 shows a simple agent which will migrate to another agency, generate a three-dimensional array called "a", and return the contents of the array to the "HOME" host upon completion. Note that the return variable must be global so that the contents are not destroyed upon completion of the main function.

An example of the return message that is generated by this agent can be seen in Program 11 on page 33. Notice also in the return message that the variable type has been changed from "int" as it was in the original program to "short" and that the "dim" attribute has been changed to 3. This is because Mobile-C automatically checks the type and dimension of the variable it is returning and assign those attributes automatically.

```

<?xml version="1.0"?>

<!DOCTYPE myMessage SYSTEM "mobilec.dtd">

<MOBILEC_MESSAGE>
  <MESSAGE message="MOBILE_AGENT">
    <MOBILE_AGENT>
      <AGENT_DATA>
        <NAME>mobagent3</NAME>
        <OWNER>IEL</OWNER>
        <HOME>localhost:5050</HOME>
        <TASKS task="2" num="0">
          <TASK num="0" return="results_iel2" complete="0" server="localhost:5051" />
          <TASK num="1" return="results_ch" complete="0" server="localhost:5052" />
        </TASKS>
        <AGENT_CODE>
          <![CDATA[
#include <stdio.h>
#include <string.h>
#include <stdlib.h>

double results_iel2;
double results_ch;

int main()
{
    FILE * fptr;
    char line[1024];
    double velocity, count = 0, sum = 0;

    printf("\nThis is the mobile agent 3 from the bird1 machine.\n\n");
    printf("My task on the %s is to find the average velocity of ", mc_host_name);
    printf("vehicles passed under the %s detection station.\n\n", mc_host_name);
    if (mc_task_progress == 0) {
        if((fptr = fopen("ChDataFile_iel2", "r")) == NULL)
        {
            printf("Error: could not open file 'ChDataFile_iel2'.\n");
            exit(EXIT_FAILURE);
        }
    } else {
        if((fptr = fopen("ChDataFile_ch", "r")) == NULL)

```

Program 5: An example agent containing two tasks and a single code block. Note that variables “mc_host_name” and “mc_task_progress” are special built-in variables described in Table B.3 on page 235. (<MCPACKAGE>/demos/composing_agents/multi_task_example/test_single_code_block.xml)

```

        {
            printf("Error: could not open file 'ChDataFile_ch'.\n");
            exit(EXIT_FAILURE);
        }
    }

fgets(line, sizeof(line), fptr);
while(!feof(fptr))
{
    velocity = atof(strrchr(line, ',') + 1);
    sum += velocity;
    count++;
    fgets(line, sizeof(line), fptr);
}
if(count != 0)
{
    if (mc_task_progress == 0) {
        results_iel2 = sum/count;
    } else {
        results_ch = sum/count;
    }

    printf("The average velocity under the detection station is %f.\n\n", sum/count);
}
else
{
    results_iel2 = 0;
    results_ch = 0;
    printf("There is no vehicle passed under the detection station.\n\n");
}

fclose(fptr);
printf("I am leaving to go to the next host.\n");

return 0;
}
]]>
</AGENT_CODE>
</TASKS>
</AGENT_DATA>
</MOBILE_AGENT>
</MESSAGE>
</MOBILEC_MESSAGE>

```

Program 5: (Continued)

```

<!-- File: multi_task_example/test_multi_code_block1.xml -->

<?xml version="1.0"?>

<!DOCTYPE myMessage SYSTEM "mobilec.dtd">

<MOBILEC_MESSAGE>
  <MESSAGE message="MOBILE_AGENT">
    <MOBILE_AGENT>
      <AGENT_DATA>
        <NAME>mobagent3</NAME>
        <OWNER>IEL</OWNER>
        <HOME>localhost:5050</HOME>
        <TASKS task="2" num="0">
          <TASK num="0" return="results_iel2" complete="0" server="localhost:5051" code_id="1"/>
          <TASK num="1" return="results_ch" complete="0" server="localhost:5052" code_id="2"/>
        </TASKS>
        <AGENT_CODE id="1">
          <![CDATA[
#include <stdio.h>
#include <string.h>
#include <stdlib.h>

double results_iel2;
int main()
{
    FILE * fptr;
    char line[1024];
    double velocity, count = 0, sum = 0;

    printf("\nThis is the mobile agent 3 from the bird1 machine.\n\n");
    printf("My task on the %s is to find the average velocity of ", mc_host_name);
    printf("vehicles passed under the %s detection station.\n\n", mc_host_name);
    if((fptr = fopen("ChDataFile_iel2", "r")) == NULL)
    {
        printf("Error: could not open file 'ChDataFile_iel2'.\n");
        exit(EXIT_FAILURE);
    }

    fgets(line, sizeof(line), fptr);
    while(!feof(fptr))
    {
        velocity = atof(strrchr(line, ',') + 1);
        sum += velocity;
        count++;
        fgets(line, sizeof(line), fptr);
    }
    if(count != 0)
    {
        results_iel2 = sum/count;

        printf("The average velocity under the detection station is %f.\n\n", sum/count);
    }
    else
    {
        results_iel2 = 0;
        printf("There is no vehicle passed under the detection station.\n\n");
    }
    fclose(fptr);
    printf("I am leaving to go to the next host.\n");
          ]>
        </AGENT_CODE>
      </MOBILE_AGENT>
    </MESSAGE>
  </MOBILEC_MESSAGE>

```

Program 6: An example agent containing two tasks and two code blocks.
 (<MCPACKAGE>/demos/composing_agents/multi_task_example/test_multi_code_block.xml)

```

        return 0;
    }
    ]]>
    </AGENT_CODE>
    <AGENT_CODE id="2">
        <![CDATA[
#include <stdio.h>
#include <string.h>
#include <stdlib.h>

double results_ch;

int main()
{
    FILE * fptr;
    char line[1024];
    double velocity, count = 0, sum = 0;

    printf("\nThis is the mobile agent 3 from the bird1 machine.\n\n");
    printf("My task on the %s is to find the average velocity of ", mc_host_name);
    printf("vehicles passed under the %s detection station.\n\n", mc_host_name);
    if((fptr = fopen("ChDataFile_ch", "r")) == NULL)
    {
        printf("Error: could not open file 'ChDataFile_ch'.\n");
        exit(EXIT_FAILURE);
    }

    fgets(line, sizeof(line), fptr);
    while(!feof(fptr))
    {
        velocity = atof(strrchr(line, ',') + 1);
        sum += velocity;
        count++;
        fgets(line, sizeof(line), fptr);
    }
    if(count != 0)
    {
        results_ch = sum/count;
        printf("The average velocity under the detection station is %f.\n\n", sum/count);
    }
    else
    {
        results_ch = 0;
        printf("There is no vehicle passed under the detection station.\n\n");
    }

    fclose(fptr);
    printf("I am leaving to go to the next host.\n");

    return 0;
}
]]>
</AGENT_CODE>
</TASKS>
</AGENT_DATA>
</MOBILE_AGENT>
</MESSAGE>
</MOBILEC_MESSAGE>

```

Program 6: (Continued)

```

#include <stdio.h>
#include <stdlib.h>
#include <libmc.h>
#define TotalMA 2

int main()
{
    MCAgency_t agency;
    MCAgent_t agent;
    MCAgencyOptions_t options;
    int my_port = 5125;
    int remote_port1 = 5130, remote_port2 = 5052;
    int dim, *extent, i;
    double *data;
    char *name;
    MC_InitializeAgencyOptions(&options);
    MC_SetThreadOff(&options, MC_THREAD_CP); /* Turn off command prompt */
    agency = MC_Initialize(my_port, &options);
    /* Note: The third argument of the following function may also be a
       valid IP address in the form of a string. i.e. 192.168.0.1 */
    /* Sending to first host */
    MC_SendAgentFile(agency, "test1.xml");
    /* Sending to second host */
    MC_SendAgentFile(agency, "test2.xml");

    /* This loop is iterated until all mobile agents are received */
    for(i=0; i<TotalMA; i++){
    /* Wait for return-agent arrival signal */
    MC_WaitSignal(agency, MC_RECV_RETURN);

    /* Catching the mobile agent */
    agent = MC_RetrieveAgent(agency);
        name = MC_GetAgentName(agent);
        printf("%s\n", name);
    if (agent == NULL) {
    fprintf(stderr, "Did not receive correct agent. \n");
    exit(1);
    }
        MC_GetAgentReturnData( agent, 0, (void*)&data, &dim, &extent );
        printf("Return Data from agent %d is %0.3f \n",i+1, data[0]);
        MC_DeleteAgent(agent);
        MC_ResetSignal(agency);
    } // end for
    free(data);
    free(extent);
    MC_End(agency);
    exit(0);
}

```

Program 7: A client program that sends two mobile agents to two different hosts
(<MCPACKAGE>/demos/agent_migration_message_format/multi_data_retrieval/client.c)

```

<?xml version="1.0"?>

<!DOCTYPE myMessage SYSTEM "mobilec.dtd">

<MOBILEC_MESSAGE>
  <MESSAGE message="MOBILE_AGENT">
    <MOBILE_AGENT>
      <AGENT_DATA>
        <NAME>mobagent1</NAME>
        <OWNER>IEL</OWNER>
        <HOME>localhost:5125</HOME>
        <TASKS task="1" num="0">
          <TASK num="0" return="a" complete="0" server="localhost:5130" />
        <AGENT_CODE>
          <![CDATA[
#include <stdio.h>
#include <math.h>
double a;
int main()
{
    printf("This is mobagent1 from the agency at port 5050.\n");
    a = 3.5;
    printf("\n a = %f\n", a);
    return 0;
}
          ]]>
        </AGENT_CODE>
      </TASKS>
    </AGENT_DATA>
  </MOBILE_AGENT>
</MESSAGE>
</MOBILEC_MESSAGE>

```

Program 8: First mobile agent name "mobagent1" send by client (Program 6) to server 1
(<MCPACKAGE>/demos/agent_migration_message_format/multi_data_retrieval/test1.xml)


```

<?xml version="1.0"?>

<!DOCTYPE myMessage SYSTEM "mobilec.dtd">

<MOBILEC_MESSAGE>
  <MESSAGE message="MOBILE_AGENT">
    <MOBILE_AGENT>
      <AGENT_DATA>
        <NAME>mobagent2</NAME>
        <OWNER>IEL</OWNER>
        <HOME>localhost:5125</HOME>
        <TASKS task="1" num="0">
          <TASK num="0" return="a" complete="0" server="localhost:5052" />
        <AGENT_CODE>
          <![CDATA[
#include <stdio.h>
#include <math.h>
double a;
int main()
{
    printf("This is mobagent2 from the agency at port 5050.\n");
    a = 5.5;
    printf("\n a = %f\n", a);
    return 0;
}

]]>
        </AGENT_CODE>
      </TASKS>
    </AGENT_DATA>
  </MOBILE_AGENT>
</MESSAGE>
</MOBILEC_MESSAGE>

```

Program 9: Second mobile agent name "mobagent1" send by client (Program 6) to server 2
 (<MCPACKAGE>/demos/agent_migration_message_format/multi_data_retrieval/test2.xml)

```

<!-- File: mc_array_return_example/agent.xml -->

<?xml version="1.0"?>

<!DOCTYPE myMessage SYSTEM "mobilec.dtd">

<MOBILEC_MESSAGE>
  <MESSAGE message="MOBILE_AGENT">
    <MOBILE_AGENT>
      <AGENT_DATA>
        <NAME>mobagent1</NAME>
        <OWNER>IEL</OWNER>
        <HOME>localhost:5051</HOME>
        <TASKS task="1" num="0">
          <TASK num="0" complete="0" server="localhost:5050" return="a">
            </TASK>
        </TASKS>
      <AGENT_CODE>
        <![CDATA[
#include <stdio.h>
int a[2][3][2];
int main()
{
  int i, j, k, l;
  k = 0;
  for (i = 0; i < 2; i++) {
    for (j = 0; j < 3; j++) {
      for(l = 0; l < 2; l++) {
        a[i][j][l] = k;
        k++;
        printf("%d ", i+j);
      }
    }
  }
  printf("\nThis is a mobile agent from port 5050.\n");
  printf("I am performing the task on the agency at port 5051 now.\n");
  sleep(1);

  return 0;
}
]]>
      </AGENT_CODE>
    </TASKS>
  </AGENT_DATA>
</MOBILE_AGENT>
</MESSAGE>
</MOBILEC_MESSAGE>

```

Program 10: An agent which returns data upon completion of it's tasks.

```

<!-- File: mc_array_return_example/return_agent.xml -->

<?xml version="1.0"?>

<!DOCTYPE myMessage SYSTEM "mobilec.dtd">
<MOBILEC_MESSAGE>
  <MESSAGE message="RETURN_MSG">
    <MOBILE_AGENT>
      <AGENT_DATA>
        <NAME>mobagent1</NAME>
        <OWNER>IEL</OWNER>
        <HOME>localhost:5051</HOME>
        <WG_CODE />
        <TASKS task="1" num="1">
          <TASK num="0" server="localhost:5050" return="a">
            <DATA name="a" dim="3" type="short">
              <ROW index="0">
                <ROW index="0">
                  <ROW index="0"> 0,1,</ROW>
                  <ROW index="1"> 2,3,</ROW>
                  <ROW index="2"> 4,5,</ROW>
                </ROW>
                <ROW index="1">
                  <ROW index="0"> 6,7,</ROW>
                  <ROW index="1"> 8,9,</ROW>
                  <ROW index="2"> 10,11,</ROW>
                </ROW>
              </ROW>
            </DATA>
          </TASK>
        <AGENT_CODE><![CDATA[
#include <stdio.h>
short a[2][3][2];
int main()
{
  int i, j, k, l;
  k = 0;
  for (i = 0; i < 2; i++) {
    for (j = 0; j < 3; j++) {
      for(l = 0; l < 2; l++) {
        a[i][j][l] = k;
        k++;
        printf("%d ", i+j);
      }
    }
  }
  printf("\nThis is a mobile agent from port 5050.\n");
  printf("I am performing the task on the agency at port 5051 now.\n");
  sleep(1);

  return 0;
}
]]>
      </AGENT_CODE>
    </TASKS>
  </AGENT_DATA>
</MOBILE_AGENT>
</MESSAGE>
</MOBILEC_MESSAGE>

```

6.6 Agent Saved Variables

As of Mobile-C version 1.10.0, Mobile-C agents have the ability to save an arbitrary number of variables while migrating from task to task. Agents may use the agent-space api functions `mc_AgentVariableSave()` and `mc_AgentVariableRetrieve()` to save and later retrieve variables. An example agent which does this may be viewed at the documentation for the `mc_AgentVariableSave()` and `mc_AgentVariableRetrieve()` functions on pages 264 and 262, respectively.

As the agent is migrating from host to host with saved data, the data is encapsulated in the agent's XML code. `<DATA>` tags are created as children of each `<TASK>` tag to store data. See Program 12 for an example of an agent that is migrating with saved data. The valid attributes within a `<DATA>` tag are

- `name`: The name of the saved variable.
- `dim`: The array dimension of the saved variable.
- `type`: The type of the variable.
- `value`: (optional) If the variable has zero dimensions, the value is stored in this attribute. Otherwise, children `<ROW>` tags must be created to store the array.

Each `<DATA>` tag may also have children `<ROW>` tags, if the data is an array. The valid attributes of the `<ROW>` tags are

- `index`: The index of the row.

Note also that each `<ROW>` tag may contain additional `<ROW>` children depending on the dimension of the array being stored.

The Mobile-C XML Data Type Definition (DTD), which defines the format of a well-formed Mobile-C agent migration message, may be seen in Section C.2 on page 327.

6.7 Stationary/Persistent Mobile Agents

A Stationary agent may be achieved in Mobile-C simply by creating an agent which never migrates. This is commonly achieved using a couple of different techniques.

6.7.1 An Agent with an Infinite Task

An agent may be considered stationary if it's task never ends. For instance, if the task of an agent is of the form:

```
while(1)
{
    cmd = wait_for_command();
    execute_command(cmd);
}
```

Since the previous task never ends, the agent will never terminate and the agent will remain stationary in it's agency.

6.7.2 The “persistent” Agent Flag

The “persistent” flag as mentioned in Section 6.1 may be used to create a persistent agent. The example described in Chapter 9 uses such a technique. This technique creates an agent which is not automatically flushed by the agency after it completes it’s task. Thus, the agent remains dormant and stationary in the agency without external stimulus.

```

<?xml version="1.0"?>
<!DOCTYPE myMessage SYSTEM "mobilec.dtd">
<MOBILEC_MESSAGE>
  <MESSAGE message="MOBILE_AGENT">
    <MOBILE_AGENT>
      <AGENT_DATA>
        <NAME>mobagent1</NAME>
        <OWNER>IEL</OWNER>
        <HOME>localhost:5050</HOME>
        <TASKS task="2" num="1">
          <TASK num="0" server="localhost:5051" complete="1" code_id="1" return="no-return">
            <DATA name="savevar" dim="0" type="int" value="10" />
            <DATA name="another_savevar" dim="0" type="int" value="20" />
            <DATA name="array_savevar" dim="1" type="int">
              <ROW index="0"> 0,3,6,9,12,15,18,21,24,27,</ROW>
            </DATA>
          </TASK>
          <TASK num="1" server="localhost:5052" complete="0" code_id="2" return="no-return" />
        </AGENT_CODE id="1">
          <![CDATA[
//#include <stdio.h>
#include <math.h>
int savevar;
int another_savevar;
int array_savevar[10];
int main()
{
  int i;
  printf("Hello World!\n");
  printf("This is mobagent1 from the agency at port 5050.\n");
  printf("I am performing the task on the agency at port 5051 now.\n");
  printf("%f\n", hypot(1,2));
  savevar = 10;
  another_savevar = 20;
  mc_AgentVariableSave(mc_current_agent, "savevar");
  mc_AgentVariableSave(mc_current_agent, "another_savevar");
  for(i = 0; i < 10; i++) {
    array_savevar[i] = i*3;
  }
  mc_AgentVariableSave(mc_current_agent, "array_savevar");
  return 0;
}
          ]]>
        </AGENT_CODE>
        <AGENT_CODE id="2">
          <![CDATA[
#include <stdio.h>
int retvar;
int main()
{

```

Program 12: This XML format illustrates an agent which is currently in the process of migrating with saved data. Note that the agent contains two tasks, and the first task has been completed. This file is a snapshot of the agent as it is in transit from task '0' to task '1'. Note the <DATA> tags which store the three variables referenced by the mc_AgentSaveVariable() function from within the code, storing two integers and an integer array. Note that in general, any data type may be stored, including multi-dimensional arrays.

```
const int *i;
i = (int*)mc_AgentVariableRetrieve(mc_current_agent, "savevar", 0);
if (i==NULL) {
    printf("Variable 'savevar' not found.\n");
} else {
    printf("Variable 'savevar' has value %d.\n", *i);
}
retvar = *i*2;
return 0;
}

    ]]>
    </AGENT_CODE>
    </TASKS>
    </AGENT_DATA>
    </MOBILE_AGENT>
</MESSAGE>
</MOBILEC_MESSAGE>
```

Program 12: (Continued)

Chapter 7

Mobile-C FIPA Compliant ACL Messages

Mobile-C has the ability to send and receive FIPA compliant agent communication language (ACL) messages. More information about FIPA, the Foundation for Intelligent Physical Agents, may be found at <http://www.fipa.org>. This functionality allows Mobile-C agent to communicate with each other, as well as with agents from other agencies that are also FIPA compliant. Demos of communication with JADE agents may be found in the directories `<MCPACKAGE>/demos/jade_to_mc_example` and `<MCPACKAGE>/demos/mc_to_jade_example`.

7.1 Constructing and Sending an ACL Message

The general process for constructing an ACL message involves filling out required portions of an ACL message structure of type `struct fipa_acl_message_s` and passing the message to the `MC_AclSend()` function. A number of helper functions exist in order to simplify the process of allocating memory and setting certain fields of the `acl` message. Some typical functions used to compose a new ACL message are the following:

- `MC_AclSetPerformative`: Set the FIPA performative of the message. See Program 13 for a complete listing of valid FIPA performative enumerations.
- `MC_AclSetSender`: Sets the 'sender' field of the message.
- `MC_AclAddReceiver`: Adds addresses to the 'receiver' field of the message.
- `MC_AclSetContent`: Sets the 'content' field of an ACL message.

A detailed example of sending and receiving messages will be presented in Chapter 8.

7.2 Receiving an ACL Message

Every agent residing on a Mobile-C agency has a mailbox allocated to it. At any time, the agent may check the mailbox for new ACL messages, or an agent may choose to wait on an empty mailbox until a new message arrives. These two tasks are done by the functions `MC_AclRetrieve()` and `MC_AclWaitRetrieve()`, respectively. Another useful function which may be used with a received ACL message is the `MC_AclReply()` function. This function takes an ACL message as an input argument and automatically forms an ACL reply message addressed to the original sender. Note that the performative and new sender fields in the reply message are not automatically initialized and will still need to be set by the agent. A detailed example of an agent receiving and replying to a message may be found in Chapter 8.


```
enum fipa_performative_e
{
    FIPA_ERROR=-1,
    FIPA_ZERO,
    FIPA_ACCEPT_PROPOSAL,
    FIPA_AGREE,
    FIPA_CANCEL,
    FIPA_CALL_FOR_PROPOSAL,
    FIPA_CONFIRM,
    FIPA_DISCONFIRM,
    FIPA_FAILURE,
    FIPA_INFORM,
    FIPA_INFORM_IF,
    FIPA_INFORM_REF,
    FIPA_NOT_UNDERSTOOD,
    FIPA_PROPOGATE,
    FIPA_PROPOSE,
    FIPA_PROXY,
    FIPA_QUERY_IF,
    FIPA_QUERY_REF,
    FIPA_REFUSE,
    FIPA_REJECT_PROPOSAL,
    FIPA_REQUEST,
    FIPA_REQUEST_WHEN,
    FIPA_REQUEST_WHENEVER,
    FIPA_SUBSCRIBE
};
```

Program 13: Fipa Performative Enumerations.

Chapter 8

Mobile-C Binary Stationary Agents

Mobilec has support for hosting binary-space stationary agents. The agents are implemented as system threads. As such, the only limit to the number of stationary agents residing on an agency are the system resources of the host agency.

The binary agents are able to call any of the C-space API functions, such as `MC_AclWaitRetrieve()`. This allows stationary agents to communicate and interact with other mobile and stationary agents using FIPA ACL messages, as introduced in Chapter 7.

Stationary agents may be used in any application in which agent mobility is unnecessary. Stationary agents can typically perform any task a mobile agent can perform, except migration. Furthermore, stationary agents tend to execute faster and consume less system resources.

Mobile-C stationary agent threads are added using the `MC_AddStationaryAgent()` API function. See Program 14 for an example of a stationary agent.

The `MC_AddStationaryAgent()` function takes three arguments:

1. A handle to the home agency. This is the agency the new agent will reside under.
2. The agent thread. This is a pointer to a function which will execute and act as the stationary agent. If the function returns, the stationary agent is terminated.
3. An optional argument to pass to the agent. If additional information or data needs to be passed to the stationary agent thread, a pointer of any type may be supplied as the third argument to `MC_AddStationaryAgent()`. This pointer may later be retrieved with the `MC_AgentInfo_GetAgentArgs()` function from within the agent.

The stationary agent thread must have a prototype of the form

```
void* agent_func_name(stationary_agent_info_t* agent_info);
```

As seen in the prototype, the agent thread receives an argument of type `stationary_agent_info_t`. This special type is a structure which contains information about the the agent, such as its name, and the location of its mailbox. Certain information may be retrieved from the function parameter by using the `MC_AgentInfo_*` series of API functions, which include:

- `MC_AgentInfo_GetAgency()` : Retrieves a handle to the host agency.
- `MC_AgentInfo_GetAgent()` : Retrieves a handle to the agent information structure.
- `MC_AgentInfo_GetAgentArgs()` : Retrieves the pointer that was given as an agent argument during the call to `MC_AddStationaryAgent`.

Example usage of these functions may be seen in Program 14.

```

/* File: stationary_agent_communication/server.c */

#include <stdio.h>
#include <libmc.h>
#include <fipa_acl.h>

void* stationary_agent_func(stationary_agent_info_t* stationary_agent_info)
{
    /* Wait for and receive a message */
    fipa_acl_message_t* acl_message;
    fipa_acl_message_t* reply_message;

    printf("Stationary agent online.\n");
    printf("Stationary agent waiting for ACL message...\n");
    acl_message = MC_AclWaitRetrieve(MC_AgentInfo_GetAgent(stationary_agent_info));
    if (acl_message != NULL) {
        printf("Received an ACL message.\n");
        printf("ACL message content is \"%s\"\n",
            MC_AclGetContent(acl_message));
        printf("Composing a reply to the message...\n");
        reply_message = MC_AclReply(acl_message);
        MC_AclSetPerformative(reply_message, FIPA_INFORM);
        MC_AclSetSender(reply_message, "agent1", "http://localhost:5051/acc");
        MC_AclSetContent(reply_message, "Hello to you too, agent2!");
        MC_AclSend(
            MC_AgentInfo_GetAgency(stationary_agent_info),
            reply_message);
    } else {
        printf("Error retrieving ACL message\n");
    }
    return NULL;
}

int main()
{
    MCAgency_t agency;
    MCAgencyOptions_t options;
    int local_port = 5051;

    MC_InitializeAgencyOptions(&options);
    /* If the following line is uncommented, the command prompt
    * will be disabled. */
    MC_SetThreadOff(&options, MC_THREAD_CP);

    agency = MC_Initialize(local_port, &options);

    MC_AddStationaryAgent(agency, stationary_agent_func, "agent1", NULL);

    MC_MainLoop(agency);

    MC_End(agency);
    return 0;
}

```

Program 14: A sample program which starts a single stationary agent that responds to FIPA ACL messages.

Chapter 9

Interface between Binary and Mobile Agent Spaces

An embeddable C/C++ interpreter Ch was chosen to be the AEE in the Mobile-C library to support C/C++ mobile agents. Therefore, in order to access the variables, functions, and data sets in the mobile agent space from the binary space, Ch must be first embedded in the binary space. The function *MC_GetAgentExecEngine()* in Table A.5 returns the AEE associated with a mobile agent to the binary space. Using the AEE returned by *MC_GetAgentExecEngine()*, all of the Embedded Ch functions [12] can be called in a binary C/C++ program to access the variables, functions, and data sets defined in the mobile agent space. The Embedded Ch toolkit also allows mobile agent code to invoke C/C++ functions defined in a binary C/C++ program.

The Embedded Ch toolkit reduces the complexity of heterogeneous development environment for both embedded scripting and applications. With the consistent C/C++ code base, it can significantly reduce the effort in the software development and maintenance. Moreover, with the Embedded Ch toolkit, C/C++ applications can be extended with all the features of Ch including built-in string type for scripting. The Embedded Ch toolkit has a small footprint. The pointer and time deterministic nature of the C language provide a perfect interface with hardware in real-time systems.

9.1 Invoke a Mobile Agent Space Function from Binary Space

This example illustrates how to call a function defined in mobile agent code by using the Mobile-C library and Embedded Ch toolkit. The mobile agent in this example is a persistent agent, which is not removed upon termination of its execution.

The client program shown in Program 15 on the following page starts a Mobile-C agency listening on port 5050 by the function *MC_Initialize()*, and sends a mobile agent to the remote agency running on host *localhost* at port 5051 through the function *MC_SendAgentMigrationMessageFile()*. The filename including the full path of the mobile agent is specified from the standard input.

The mobile agent sent to the remote agency is shown in Program 16 on page 44. The name, owner, source machine of the mobile agent are *mobagent1*, *IEL*, and *localhost:5050*, respectively. The mobile agent is persistent since the flag *persistent* is set to 1 in Program 16. This flag can be set to 0 or removed by a user for a non-persistent mobile agent. The embedded mobile agent code is a simple but complete C program which defines the function *hello()* to be called in the server program.

As shown in Program 17 on page 45, the server program starts a Mobile-C agency listening on port 5051 by the function *MC_Initialize()*, and waits for a mobile agent. The mobile agent named *mobagent1* is found by the function *MC_FindAgentByName()*, and the AEE associated with the mobile agent is obtained by the function *MC_GetAgentExecEngine()*. The variable returned by *MC_GetAgentExecEngine()* is a Ch interpreter of

```

#include <libmc.h>

#include <stdio.h>
#ifdef _WIN32
#include <unistd.h>
#else
#include <windows.h>
#endif

int main()
{
    /* Init the agency */
    MCAgency_t agency;
    MCAgencyOptions_t options;
    int local_port=5050;
    int remote_port=5051;

    MC_InitializeAgencyOptions(&options);
    MC_SetThreadOff(&options, MC_THREAD_CP); /* Turn off command prompt */
    agency = MC_Initialize(local_port, &options);

    /* Note: The third argument of the following function may also be a
       valid IP address in the form of a string. i.e. 192.168.0.1 */
    MC_SendAgentFile( agency, "test1.xml");
    MC_End(agency);

    return 0;
}

```

Program 15: A program which sends a persistent mobile agent.
(<MCPACKAGE>/demos/cspace-agent-space-interface/persistent-example/client.c)

data type *ChInterp_t*. This variable is the first parameter for all of the Embedded Ch functions. The function *hello()* defined in the mobile agent code is invoked by the Embedded Ch function *Ch_CallFuncByName()*.

There are several different methods to call functions in mobile agent space from the binary space using the Embedded Ch API. Here we describe the function *Ch_CallFuncByName()* used in Program 17. With *Ch_CallFuncByName()*, a function defined in the mobile agent space can be called by its name. The prototype of *Ch_CallFuncByName()* is shown as follows.

```
int Ch_CallFuncByName(ChInterp_t interp, char *name, void *retval, ...);
```

The first argument is an instance of the Ch interpreter. The second argument is a string containing the name of the function to be called. The function name is associated with a function defined in mobile agent code. The third argument is a pointer containing the address of the return value of the called function. If the called function takes any arguments, the arguments should be listed after the third argument, *retval*. *Ch_CallFuncByName()* returns zero on successful execution or non-zero on failure.

The other method of executing the function is through the Mobile-C api function **MC_CallAgentFunc()**. This method is seen in the example program, Program 17.

Figure 9.1 on page 46 shows the output when the binary file *server* compiled from Program 17 was executed. The string generated and the value returned from the function *hello()* were printed to the screen after the Enter key was pressed once the mobile agent had arrived.

```

<?xml version="1.0"?>

<!DOCTYPE myMessage SYSTEM "mobilec.dtd">

<MOBILEC_MESSAGE>
  <MESSAGE message="MOBILE_AGENT">
    <MOBILE_AGENT>
      <AGENT_DATA>
        <NAME>mobagent1</NAME>
        <OWNER>IEL</OWNER>
        <HOME>localhost:5050</HOME>
        <TASKS task="1" num="0">
          <TASK num="0"
            complete="0"
            server="localhost:5051"
            persistent="1"
          >
        </TASK>
      <AGENT_CODE>
        <![CDATA[
#include <stdio.h>
int main()
{
    printf("The sample persistent agent has now arrived.\n");
    return 0;
}

int hello(int a, int b)
{
    printf("Hello!!!\n");
    printf("This text is being generated from within the 'hello()' function!\n");
    printf("I received arguments of value %d %d.\n", a, b);
    return 4;
}

]]>
      </AGENT_CODE>
    </TASKS>
  </AGENT_DATA>
</MOBILE_AGENT>
</MESSAGE>
</MOBILEC_MESSAGE>

```

Program 16: A persistent mobile agent. Agents marked “persistent” are not flushed from the agency after they terminate. (<MCPACKAGE>/demos/cspace-agent-space-interface/persistent-example/test1.xml)

```

#include <libmc.h>
#include <embedch.h>
#include <stdio.h>

int main()
{
    MCAgency_t agency;
    MCAgent_t agent;
    ChInterp_t interp;
    int retval;
    MCAgencyOptions_t options;
    int local_port=5051;

    MC_InitializeAgencyOptions(&options);
    MC_SetThreadOff(&options, MC_THREAD_CP); /* Turn off command prompt */

    /* Init the agency */
    agency = MC_Initialize(
        local_port,
        &options);

    printf("Please press 'enter' once the sample agent has arrived.\n");
    getchar();
    agent = MC_FindAgentByName(agency, "mobagent1");
    if (agent == NULL) {
        printf("Could not find agent!\n");
        exit(0);
    }
    /* The following execution of code may be performed two different
    ways: The first way, which is commented out in this example,
    involves retrieving the agent's interpreter with
    MC_GetAgentExecEngine() and using the Embedded Ch api to call
    the function. The second method involves using the Mobile-C
    api to call the function. Both of these methods used here produce
    identical results. */
    MC_CallAgentFunc(
        agent,
        "hello",
        &retval,
        2, /* Num Arguments */
        5,
        7 );

    printf("Value of %d was returned.\n", retval);

    MC_End(agency);
    return 0;
}

```

Program 17: A Mobile-C agency. (<MCPACKAGE>/demos/cspace-agent-space-interface/persistent_example/server.c)

```
$ ./server
Please press 'enter' once the sample agent has arrived.
The sample persistent agent has now arrived.

Hello!!!
This text is being generated from within the 'hello()' function!
I received arguments of value 50 51.
Value of 4 was returned.
$
```

Figure 9.1: Output from the binary server program.

Chapter 10

Extend Mobile-C Functionality to Mobile Agent Space

In order to allow mobile agent code to call user defined routines and access data sets defined in the binary space, as well as control other mobile agents defined in the mobile agent space through the Mobile-C API functions, the Mobile-C functionality has to be extended into the mobile agent space. We integrated Ch with the Mobile-C library to provide access to some Mobile-C functionalities.

Figure 10.1 on page 49 shows how mobile agent code interfaces with the Mobile-C library. When the function *mc_function()* is called in mobile agent code, Ch searches the corresponding interface function *MC_function_chdl()* in the Mobile-C library, and passes arguments to it by calling the function. Subsequently, the interface function *MC_function_chdl()* invokes the target function *MC_function()*, and passes the return value back to the mobile agent space [12].

The prototypes of Mobile-C functions used in the mobile agent space are declared in *agent.c* through an Embedded Ch function, *Ch_DeclareFunc()*. The data type, *MCAgent_t*, used as a parameter or return value by certain Mobile-C functions for the mobile agent space is also defined in *agent.c* by two Embedded Ch functions, *Ch_DeclareVar()* and *Ch_DeclareTypedef()* [12]. Table B.5 on page 237 lists the currently implemented functions for the mobile agent space. Two examples are used to demonstrate the applications and features of the Mobile-C functionality in the mobile agent space.

10.1 Terminate Mobile Agent Execution from Mobile Agent Space

This example demonstrates how to send a mobile agent to terminate the execution of another currently running mobile agent. These two mobile agents belong to independent mobile agent spaces.

The server program used in this example is the same as Program 1 on page 7. The client program is the same as Program 15 on page 43 except that it calls the function *MC_SendAgentMigrationMessageFile()* twice to send out two mobile agents. The first mobile agent sent to the remote agency is *test2.xml* shown in Program 18 on page 50. The execution of the mobile agent code will repeatedly print a string *Hello* to the screen every second. The second mobile agent sent to the remote agency is *test3.xml* shown in Program 19 on page 51. The function *mc_FindAgentByName()* returns a variable of type *MCAgent_t* as a handle to a mobile agent. The mobile agent code embedded in *mobileagent2_ex3.xml* finds a mobile agent named *mobagent1* by the function *mc_FindAgentByName()* and terminates the execution of *mobagent1* by the function *mc_TerminateAgent()*.

10.2 Invoke a Registered Service from Mobile Agent Space

This example demonstrates how to send a mobile agent to invoke a service provided by a persistent mobile agent registered with the DF.

The server program used in this example is the same as Program 1 on page 7. The client program is the same as Program 15 on page 43 except that it calls the function *MC_SendAgentMigrationMessageFile()* three times to send out three mobile agents. The first mobile agent sent to the remote agency is shown in Program 20 on page 52. The execution of the mobile agent code will register two services with the remote DF through the function *mc_RegisterService()*. The two services are *addition* and *subtraction* which provide addition and subtraction of two integers, respectively. These services also refer to the functions defined in the mobile agent code. The function *mc_RegisterService()* takes three parameters. An *MCAgent_t* type variable is the first parameter. A system variable of type *MCAgent_t*, *mc_current_agent*, is used as the first parameter when services for the current mobile agent are registered, as illustrated in Program 20 on page 52. The system variable *mc_current_agent* is declared in *agent.c* using the function *Ch_DeclareVar()* to hold the current mobile agent. An array of pointer to char and an integer are the second and third parameters, respectively. The array holds the name of the services whereas the integer denotes the number of the services to be registered.

The second mobile agent is similar to the first and also registers two services, *multiplication* and *modulus*, which provides multiplication and modulo operation of two integers. This mobile agent can be seen in Program 21 on page 53.

The third mobile agent sent to the remote agency is shown in Program 22 on page 54. The function *mc_SearchForService()* takes five parameters. The first parameter is the name of the service to be found. The second parameter is the address of an array of pointer to char that holds the names of all the mobile agents with the desired service. Likewise, the third parameter is the address of an array of pointer to char that holds the desired service name associated with all the found mobile agents. The fourth parameter is the address of a one-dimensional integer array that holds the IDs of all the mobile agents with the desired service. The last parameter is the address of an integer denoting the number of mobile agents that have been found. In this example, once the search for *addition* service is done, the first mobile agent with this service will be returned by the function *mc_FindAgentByID()* with a parameter as the first element of array *agentIDs*. In this example, the first found mobile agent is *service_provider_1*. The function *addition()* defined in *service_provider_1* will be called through the function *mc_CallAgentFunc()* to perform addition of two integers. Since *mc_CallAgentFunc()* can only pass one argument to the invoked function, the address of a data structure with two integer members is passed to *addition()* in this example. The return value of *addition()* is assigned to the variable *retval*. The string *Result of addition 44 + 45 is 89.* will be printed to the screen at the end.

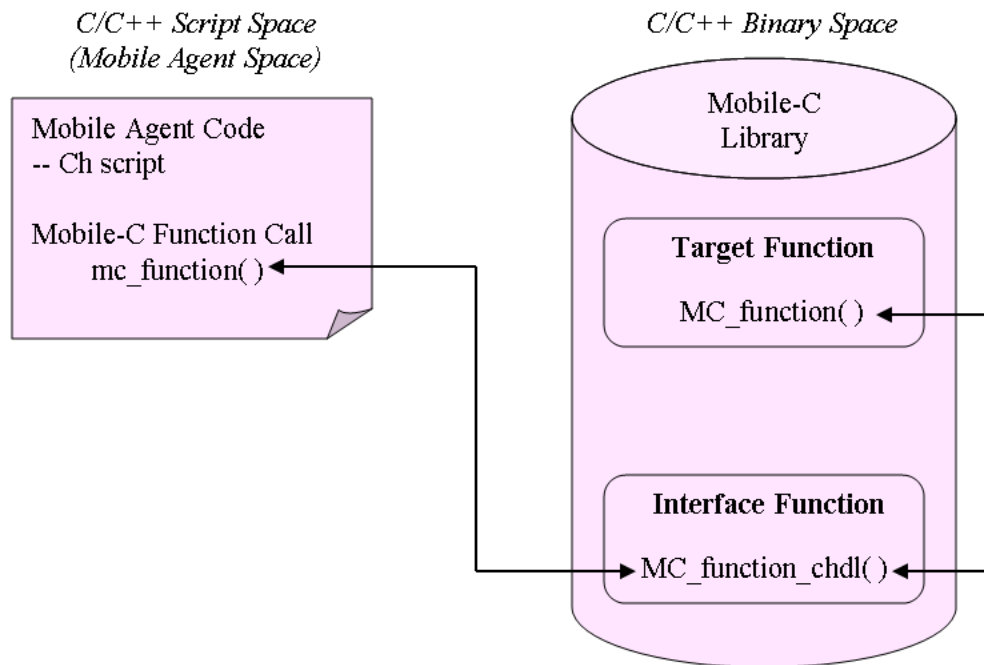


Figure 10.1: Interface of mobile agent code with the Mobile-C library.

```

<?xml version="1.0"?>

<!DOCTYPE myMessage SYSTEM "mobilec.dtd">

<MOBILEC_MESSAGE>
  <MESSAGE message="MOBILE_AGENT">
    <MOBILE_AGENT>
      <AGENT_DATA>
        <NAME>mobagent1</NAME>
        <OWNER>IEL</OWNER>
        <HOME>localhost:5050</HOME>
        <TASKS task="1" num="0">
          <TASK num="0" complete="0" server="localhost:5051">
            <DATA dim="0" name="no-return" >
              </DATA>
            </TASK>
          <AGENT_CODE>
            <![CDATA[
#include <stdio.h>
#include <unistd.h>
int main()
{
    while(1) {
        printf("Hello\n");
        /* Sleep for 1 second */
        usleep(1000000);
    }
    return 0;
}

]]>
          </AGENT_CODE>
        </TASKS>
      </AGENT_DATA>
    </MOBILE_AGENT>
  </MESSAGE>
</MOBILEC_MESSAGE>

```

Program 18: A mobile agent which enters an infinite loop and does not terminate.
(<MCPACKAGE>/demos/cspace-agentspace-interface/persistent_example/test2.xml)

```

<?xml version="1.0"?>

<!DOCTYPE myMessage SYSTEM "mobilec.dtd">

<MOBILEC_MESSAGE>
  <MESSAGE message="MOBILE_AGENT">
    <MOBILE_AGENT>
      <AGENT_DATA>
        <NAME>mobagent3</NAME>
        <OWNER>IEL</OWNER>
        <HOME>localhost:5050</HOME>
        <TASKS task="1" num="0">
          <TASK num="0" complete="0" server="localhost:5051">
            <DATA dim="0" name="no-return" >
              </DATA>
            </TASK>
          </TASKS>
        <AGENT_CODE>
          <![CDATA[
#include <stdio.h>
int main()
{
    MCAgent_t tmp;
    tmp = mc_FindAgentByName("mobagent1");
    printf("Agent mobagent1 is at address %x\n", tmp);
    if (tmp == NULL) {
        printf("Agent not found. Terminating...\n");
        return 0;
    }
    mc_TerminateAgent(tmp);
    return 0;
}

]]>
        </AGENT_CODE>
      </TASKS>
    </AGENT_DATA>
  </MOBILE_AGENT>
</MESSAGE>
</MOBILEC_MESSAGE>

```

Program 19: This agent terminates the execution of the agent in Program 18.
(<MCPACKAGE>/demos/cspace-agent-space-interface/persistent_example/test3.xml)

```

<?xml version="1.0"?>
<!DOCTYPE myMessage SYSTEM "mobilec.dtd">
<MOBILEC_MESSAGE>
  <MESSAGE message="MOBILE_AGENT">
    <MOBILE_AGENT>
      <AGENT_DATA>
        <NAME>service_provider_1</NAME>
        <OWNER>IEL</OWNER>
        <HOME>localhost:5051</HOME>
        <TASKS task="1" num="0">
          <TASK num="0"complete="0" server="localhost:5050" persistent="1" name="no-return">
            </TASK>
          <AGENT_CODE>
            <![CDATA[
#include <stdio.h>

int main() {
  char **services;
  int i;
  services = malloc(sizeof(char*)*2);
  for(i = 0; i < 2; i++) {
    services[i] = malloc(40);
  }
  strcpy(services[0], "addition");
  strcpy(services[1], "subtraction");
  printf("Service provider 1 has arrived.\n");
  printf("I provide addition and subtraction service.\n");
  mc_RegisterService( mc_current_agent, services, 2);
  return 0;
}

int addition(int a, int b) {
  printf("Adding %d and %d...\n", a, b);
  return a + b;
}

int subtraction(int a, int b) {
  printf("Subtracting %d - %d...\n", a, b);
  return a - b;
}

]]>
          </AGENT_CODE>
        </TASKS>
      </AGENT_DATA>
    </MOBILE_AGENT>
  </MESSAGE>
</MOBILEC_MESSAGE>

```

Program 20: Sample agent containing 'addition' and 'subtraction' services. Note that the variable "mc_current_agent" is a special built-in variable described in Table B.3 on page 235. (<MCPACKAGE>/demos/agent_space_functionality/mc_df_service_test/service_provider_1.xml)

```

<?xml version="1.0"?>
<!DOCTYPE myMessage SYSTEM "mobilec.dtd">
<MOBILEC_MESSAGE>
  <MESSAGE message="MOBILE_AGENT">
    <MOBILE_AGENT>
      <AGENT_DATA>
        <NAME>service_provider_2</NAME>
        <OWNER>IEL</OWNER>
        <HOME>localhost:5051</HOME>
        <TASKS task="1" num="0">
          <TASK num="0" complete="0" server="localhost:5050" persistent="1" name="no-return">
            </TASK>
          <AGENT_CODE>
            <![CDATA[
#include <stdio.h>

int main() {
  char **services;
  int i;
  services = malloc(sizeof(char*)*2);
  for(i = 0; i < 2; i++) {
    services[i] = malloc(40);
  }
  strcpy(services[0], "multiplication");
  strcpy(services[1], "modulus");
  printf("Service provider 2 has arrived.\n");
  printf("I provide multiplication and modulus service.\n");
  mc_RegisterService( mc_current_agent, services, 2);
  return 0;
}

int multiplication(int a, int b) {
  printf("Multiplying %d and %d...\n", a, b);
  return a * b;
}

int modulus(int a, int b) {
  printf("Modulo %d % %d...\n", a, b);
  return a % b;
}
]]>
          </AGENT_CODE>
        </TASKS>
      </AGENT_DATA>
    </MOBILE_AGENT>
  </MESSAGE>
</MOBILEC_MESSAGE>

```

Program 21: Sample agent containing 'multiplication' and 'modulus' services. Note that the variable "mc_current_agent" is a special built-in variable described in Table B.3 on page 235. (<MCPACKAGE>/demos/mc_df_service_test/service_provider_2.xml)

```

<?xml version="1.0"?>

<!DOCTYPE myMessage SYSTEM "mobilec.dtd">

<MOBILEC_MESSAGE>
  <MESSAGE message="MOBILE_AGENT">
    <MOBILE_AGENT>
      <AGENT_DATA>
        <NAME>mobagent1</NAME>
        <OWNER>IEL</OWNER>
        <HOME>localhost:5051</HOME>
        <TASKS task="1" num="0">
          <TASK num="0" complete="0" server="127.0.0.1:5050">
            </TASK>
        </TASKS>
      <AGENT_CODE>
        <![CDATA[
#include <stdio.h>
int main()
{
    MCAgent_t agent;
    int retval;
    /* Search Return Variables */
    char** agentNames;
    char** serviceNames;
    int *agentIDs;
    int numResults;
    int a, b;

    /* Search for addition service */
    printf("\n\nSearching for addition service.\n");
    mc_SearchForService(
        "addition",
        &agentNames,
        &serviceNames,
        &agentIDs,
        &numResults );
    printf("Done searching.\n");
    if (numResults < 1) {
        printf("No agents with service 'addition' found.\n");
        exit(0);
    }

    /* Just get the first hit */
    printf("Using agent %s for addition.\n", agentNames[0]);
    agent = mc_FindAgentByID(agentIDs[0]);

    a = 44;
    b = 45;
    mc_CallAgentFunc(agent, "addition", &retval, a, b);
    printf("Result of addition %d + %d is %d.\n", a, b, retval);
}
        ]]>
      </AGENT_CODE>
    </MOBILE_AGENT>
  </MESSAGE>
</MOBILEC_MESSAGE>

```

Program 22: Sample agent that searches for and invokes agent services.
(<MCPACKAGE>/demos/mc_df_service_test/test1.xml) (Part 1)


```

/* Now search for multiplication service */
printf("\n\n Searching for Multiplication service...\n");
mc_SearchForService(
    "multiplication",
    &agentNames,
    &serviceNames,
    &agentIDs,
    &numResults );

if (numResults < 1) {
    printf("No agents with service 'multiplication' found.\n");
    exit(0);
}

printf("Using agent %s for multiplication.\n", agentNames[0]);
agent = mc_FindAgentByID(agentIDs[0]);
mc_CallAgentFunc(agent, "multiplication", &retval, a, b);
printf("Result of multiplication %d * %d is %d.\n", a, b, retval);

/* Now lets try to deregister a service */
mc_DeregisterService(
    agentIDs[0],
    serviceNames[0]
);

return 0;
}
    ]]>
    </AGENT_CODE>
</TASKS>
</AGENT_DATA>
</MOBILE_AGENT>
</MESSAGE>
</MOBILEC_MESSAGE>

```

Program 22: (Continued)

Chapter 11

Synchronization Support in the Mobile-C library

In a Mobile-C agency, mobile agents are executed by independent AEEs. A user might also need to design a multi-threaded application where a Mobile-C agency itself is one of the many threads that handle different tasks. The Mobile-C library provides support for synchronization among mobile agents and threads. The synchronization API functions are used to protect shared resources as well as provide a method of deterministically timing the execution of mobile agents and threads.

The internal implementation consists of a linked list of Portable Operating System Interface for UNIX (POSIX) compliant synchronization variables, namely, mutexes, condition variables, and semaphores. Each node in the linked list is a synchronization variable which is assigned or given a unique identification number. The API functions can be called from the binary or mobile agent space to initialize the synchronization variables and access them by their unique identification numbers in the linked list.

A Mobile-C synchronization variable is an abstract variable, initialized by the function *MC_SyncInit()*. Once it has been initialized, it may be used as a mutex, condition variable, or semaphore. No further function calls are necessary to change a generic synchronization variable to one of the types. However, once a synchronization variable is used as a mutex, condition variable, or semaphore, it should not be used again as a different type. For instance, if calls to

```
MC_SyncInit(500);  
MC_MutexLock(500);
```

are made, initializing a synchronization variable with ID “500”, and locking it as a mutex, it should not be then used with any of the condition variable or semaphore functions.

The application of the Mobile-C synchronization mechanism is illustrated by the example below.

11.1 Synchronization in Mobile Agent Space

The Mobile-C library allows synchronization among agents via mutexes, condition variables, and semaphores. Each type of synchronization variable is used for different features. Perhaps the most common and basic of these variables is the mutex.

The client program shown in Program 23 on the following page starts a Mobile-C agency listening on port 5050 and subsequently sends two mobile agents to the remote agency running on host *localhost* at port 5051. The mobile agents are shown in Program 24 on page 58 and Program 25 on page 59. These mobile agents will use a mutex to guard an operation that may not be performed by two agents simultaneously.

```

#include <stdio.h>
#include <libmc.h>
#ifdef _WIN32
#include <windows.h>
#endif
#define WAIT_TIME 2
int main()
{
    MCAgency_t agency;
    MCAgencyOptions_t options;
    int local_port=5050;
    int remote_port=5051;

    MC_InitializeAgencyOptions(&options);
    MC_SetThreadOff(&options, MC_THREAD_CP); /* Turn off command prompt */
    agency = MC_Initialize(local_port, &options);

    printf("Sending sleep agent...\n");
    /* Note: The third argument of the following function may also be a
       valid IP address in the form of a string. i.e. 192.168.0.1 */
    MC_SendAgentFile( agency, "sleep.xml");
    printf("Sleeping for %d seconds.\n", WAIT_TIME);
#ifdef _WIN32
    sleep(WAIT_TIME);
#else
    Sleep(WAIT_TIME * 1000);
#endif
    printf("Sending wake-up agent...\n");
    /* Note: The third argument of the following function may also be a
       valid IP address in the form of a string. i.e. 192.168.0.1 */
    MC_SendAgentFile( agency, "wake.xml");
    MC_End(agency);
    return 0;
}

```

Program 23: A program used to send a mobile agent. (<MCPACKAGE>/demos/synchronization/agent_mutex_example/mc_client.c)

This example demonstrates the ability of a Mobile-C mutex to protect a resource that may be shared between two agents. Any real or imaginary resource that should not be accessed simultaneously by more than one entity at a time should be guarded by a mutex. The resource may be a shared variable, or something more abstract such as control of a robot arm. If there is only one robot arm, then only one entity, an agent in this case, should be able to control it at a time.

In our particular example, the tasks our agents are going to perform are imaginary. Each task is represented instead by the “sleep()” function and the printing of a message, which causes execution of that particular agent to pause for a time, as if it were performing a task. For our example, we will intentionally cause our agents to collide execution times to demonstrate that our mutex works. Examining our client program, Program 23, we see that we set a two second interval between sending the agents. However, the task that each agent tries to perform will be five seconds long. This means that the second agent will arrive while the first agent is in the middle of performing its simulated task. The execution output will demonstrate that the second agent will not begin its task until the first agent is finished.

Semaphores are also used to guard resources in which a limited number of entities may access at a time. Since the behaviour and usage of semaphores are similar to that of a mutex, an example is not provided

```

<?xml version="1.0"?>

<!DOCTYPE myMessage SYSTEM "mobilec.dtd">

<MOBILEC_MESSAGE>
  <MESSAGE message="MOBILE_AGENT">
    <MOBILE_AGENT>
      <AGENT_DATA>
        <NAME>sleep_agent</NAME>
        <OWNER>IEL</OWNER>
        <HOME>localhost:5050</HOME>
        <TASKS task="1" num="0">
          <TASK num="0" complete="0" server="localhost:5051">
            </TASK>
          <AGENT_CODE>
            <![CDATA[
#include <stdio.h>
int main()
{
    int mutex_id;
    printf("Sleep agent has arrived.\n");
    mutex_id = mc_SyncInit(55);
    if (mutex_id != 55) {
        printf("Possible error. Aborting...\n");
        exit(1);
    }
    printf("This is agent 1.\n");
    printf("Agent 1: I am locking the mutex now.\n");
    mc_MutexLock(mutex_id);
    printf("Agent 1: Mutex locked. Perform protected operations here\n");
    printf("Agent 1: Waiting for 5 seconds...\n");
    sleep(5);
    printf("Agent 1: Unlocking mutex now...\n");
    mc_MutexUnlock(mutex_id);

    return 0;
}
]]>
          </AGENT_CODE>
        </TASKS>
      </AGENT_DATA>
    </MOBILE_AGENT>
  </MESSAGE>
</MOBILEC_MESSAGE>

```

Program 24: An agent which uses a mutex while accessing a shared resource. (`<MCPACKAGE>/demos/synchronization/agent_mutex_example/sleep.xml`)

here. Please see the demo in directory `<MCPACKAGE>/demos/agent_semaphore_example/` for an example.

Condition variables are also useful in multi-threaded applications in order for threads to sleep and wait for a signal. Program 26 on page 60 illustrates an agent that will sleep on a condition variable immediately after arriving at an agency. Program 27 on page 61 shows an agent that will send a signal to the condition variable the first agent in Program 26 is waiting on, thereby causing the first agent to wake up and continue execution.

```

<?xml version="1.0"?>

<!DOCTYPE myMessage SYSTEM "mobilec.dtd">

<MOBILEC_MESSAGE>
  <MESSAGE message="MOBILE_AGENT">
    <MOBILE_AGENT>
      <AGENT_DATA>
        <NAME>wake_agent</NAME>
        <OWNER>IEL</OWNER>
        <HOME>localhost:5050</HOME>
        <TASKS task="1" num="0">
          <TASK num="0" complete="0" server="localhost:5051">
            </TASK>
          <AGENT_CODE>
            <![CDATA[
#include <stdio.h>
int main()
{
    int mutex_id;
    mutex_id = 55;
    printf("Agent 2: Has arrived");
    printf("Agent 2: Attempting to lock the mutex...\n");
    mc_MutexLock(mutex_id);
    printf("Agent 2: Mutex locked.\n");
    printf("Agent 2: Perform protected operations here.\n");
    sleep(5);
    mc_MutexUnlock(mutex_id);
    printf("Agent 2: Mutex Unlocked\n");
    mc_SyncDelete(mutex_id);

    return 0;
}

]]>
          </AGENT_CODE>
        </TASKS>
      </AGENT_DATA>
    </MOBILE_AGENT>
  </MESSAGE>
</MOBILEC_MESSAGE>

```

Program 25: An agent which uses a mutex while accessing a shared resource.
(<MCPACKAGE>/demos/synchronization/agent_mutex_example/wake.xml)

11.2 Synchronization Between Binary and Agent Spaces

The synchronization variables initialized using MC_SyncInit() are accessible in both agent space and binary space, enabling agents to synchronize with binary threads. Again, all three Mobile-C synchronization variable types: mutexes, condition variables, and semaphores, may be used in both binary and agent space.

Referring the example server code in Program 28 on page 62, we show a piece of code where a binary program containing a Mobile-C agency must perform a subroutine involving a shared resource, protecting it with a mutex. The shared resource will be accessible from both the main() binary thread as well as any agents which are residing in the agency. As such, the server code initializes and uses a mutex to protect the shared resource. In our example agent shown in Program 29 on page 63, we see that this agent needs to access the

```

<?xml version="1.0"?>

<!DOCTYPE myMessage SYSTEM "mobilec.dtd">

<MOBILEC_MESSAGE>
  <MESSAGE message="MOBILE_AGENT">
    <MOBILE_AGENT>
      <AGENT_DATA>
        <NAME>sleep_agent</NAME>
        <OWNER>IEL</OWNER>
        <HOME>localhost:5050</HOME>
        <TASKS task="1" num="0">
          <TASK num="0" complete="0" server="localhost:5051">
            </TASK>
          <AGENT_CODE>
            <![CDATA[
#include <stdio.h>

#define SYNC_ID 55
int main()
{
    int cond_id;
    printf("Sleep agent has arrived.\n");
    cond_id = mc_SyncInit(SYNC_ID);
    if (cond_id != SYNC_ID) {
        printf("Possible error. Aborting...\n");
        exit(1);
    }
    printf("This is the sleep agent.\n");
    printf("I am going to sleep now...\n");
    mc_CondWait(cond_id);
    printf("This is the sleep agent: I am awake now. Continuing...\n");
    mc_SyncDelete(cond_id);

    return 0;
}

]]>
          </AGENT_CODE>
        </TASKS>
      </AGENT_DATA>
    </MOBILE_AGENT>
  </MESSAGE>
</MOBILEC_MESSAGE>

```

Program 26: A sample agent which will immediately sleep on a condition variable after arriving at an agency. (`<MCPACKAGE>/demos/synchronization/agent_cond_example/sleep.xml`)

same shared resource, and so it must first lock the mutex before doing so. This example demonstrates that the mutex will prevent both the agent and binary thread from accessing the resource simultaneously

Referring now to Program 30 on page 64 and Program 31 on page 65, we demonstrate the use of Mobile-C condition variables to synchronize an agent with a binary thread. The binary space thread program shown in Program 30 simply waits on a condition variable. The agent shown in Program 31 signals the binary space thread with a call to `mc_CondSignal()`, causing the binary space thread to run once.

```

<?xml version="1.0"?>

<!DOCTYPE myMessage SYSTEM "mobilec.dtd">

<MOBILEC_MESSAGE>
  <MESSAGE message="MOBILE_AGENT">
    <MOBILE_AGENT>
      <AGENT_DATA>
        <NAME>wake_agent</NAME>
        <OWNER>IEL</OWNER>
        <HOME>localhost:5050</HOME>
        <TASKS task="1" num="0">
          <TASK num="0" complete="0" server="localhost:5051">
            </TASK>
          <AGENT_CODE>
            <![CDATA[
#include <stdio.h>

#define SYNC_ID 55
int main()
{
    int cond_id;
    cond_id = SYNC_ID;
    printf("This is the wake agent.\n");
    mc_CondSignal(cond_id);

    return 0;
}
]]>
          </AGENT_CODE>
        </TASKS>
      </AGENT_DATA>
    </MOBILE_AGENT>
  </MESSAGE>
</MOBILEC_MESSAGE>

```

Program 27: A sample agent which will signal a condition variable after arriving at an agency. (`<MCPACKAGE>/demos/synchronization/agent_cond.example/wake.xml`)

11.3 Mobile-C Execution with Multiple Agencies

Using the Mobile-C library, multiple agencies may be initialized within the same program. This is useful in cases where the agencies may have different AEE configuration properties, privileges, etc. Ch is the chosen AEE of Mobile-C. Functions such as `MC_CopyAgent()` and `MC_AddAgent()` become useful in such cases.

In the example shown in Program 32 on page 66, we demonstrate a program with two agencies, listening on ports 5051 and 5052, respectively. In our simple example, the server simply duplicates every agent arriving to the agency on port 5051 and adds a copy to the agency on port 5052.

Note that the `MC_CopyAgent()` function is necessary here because Mobile-C functions which retrieve agents from agencies only retrieve references to the agents, not copies of the agents. The `MC_CopyAgent()` function performs a deep copy on the agent structure so that it may be used in another agency. Also note that setting the copied agent's status to "MC_WAIT_CH" ensures that it will execute again upon entering the second agency.

```

#include <libmc.h>
#include <stdio.h>
#ifdef _WIN32
#include <windows.h>
#else
#include <unistd.h>
#endif
#define MUTEX_ID 55
int main()
{
    MCAgency_t agency;
    MCAgencyOptions_t options;
    int i;
    int local_port=5051;

    MC_InitializeAgencyOptions(&options);

    /* We want _all_ the threads on: EXCEPT, the command prompt thread */
    for (i = 0; i < MC_THREAD_ALL; i++) {
        MC_SetThreadOn(&options, i);
    }
    MC_SetThreadOff(&options, MC_THREAD_CP);

    agency = MC_Initialize(
        local_port,
        &options);

    MC_SyncInit(agency, MUTEX_ID);
    /* Now, lets perform a simulated task which accesses a shared resource
     * 20 times. */
    for(i = 0; i < 20; i++) {
        printf("C Space: Attempting to lock mutex...\n");
        MC_MutexLock(agency, MUTEX_ID);
        printf("C Space: Mutex Locked. Performing task.\n");
#ifdef _WIN32
        sleep(1);
#else
        Sleep(1000);
#endif
        printf("C Space: Unlocking Mutex...\n");
        MC_MutexUnlock(agency, MUTEX_ID);
        printf("C Space: Mutex Unlocked.\n");
    }

    MC_SyncDelete(agency, MUTEX_ID);
    MC_End(agency);
    return 0;
}

```

Program 28: A sample program with an embedded Mobile-C agency demonstrating the use of a Mobile-C mutex to protect a shared resource. (<MCPACKAGE>/demos/synchronization/cspace_mutex_example/mc_server.c)


```

<?xml version="1.0"?>

<!DOCTYPE myMessage SYSTEM "mobilec.dtd">

<MOBILEC_MESSAGE>
  <MESSAGE message="MOBILE_AGENT">
    <MOBILE_AGENT>
      <AGENT_DATA>
        <NAME>sleep_agent</NAME>
        <OWNER>IEL</OWNER>
        <HOME>localhost:5050</HOME>
        <TASKS task="1" num="0">
          <TASK num="0"complete="0" server="localhost:5051">
            <DATA dim="0" name="no-return" >
              </DATA>
            </TASK>
          </TASKS>
        <AGENT_CODE>
          <![CDATA[
#include <stdio.h>
int main()
{
    int mutex_id;
    int i;
    printf("This is agent 1.\n");
    for(i = 0; i < 10; i++) {
        printf("Agent: Attempting to lock mutex...\n");
        mc_MutexLock(55);
        printf("Agent: Mutex Locked. Performing protected operations...\n");
        sleep(1);
        printf("Agent: Attempting to unlock mutex...\n");
        mc_MutexUnlock(55);
        printf("Agent: Mutex Unlocked.\n");
    }

    return 0;
}
]]>
        </AGENT_CODE>
      </TASKS>
    </AGENT_DATA>
  </MOBILE_AGENT>
</MESSAGE>
</MOBILEC_MESSAGE>

```

Program 29: A sample Mobile-C agent which must perform an action on a shared resource guarded by a Mobile-C mutex. (<MCPACKAGE>/demos/synchronization/cspace_mutex_example/agent.xml)

```

#include <libmc.h>
#include <stdio.h>
#ifdef _WIN32
#include <windows.h>
#else
#include <unistd.h>
#endif
#define COND_ID 55

int main()
{
    MCAgency_t agency;
    MCAgencyOptions_t options;
    int i;
    int local_port = 5051;
    MC_InitializeAgencyOptions(&options);
    /* We want _all_ the threads on: EXCEPT, the command prompt thread */
    for (i = 0; i < MC_THREAD_ALL; i++) {
        MC_SetThreadOn(&options, i);
    }
    MC_SetThreadOff(&options, MC_THREAD_CP); /* Turn off command prompt */

    agency = MC_Initialize(
        local_port,
        &options);

    MC_SyncInit(agency, COND_ID);
    /* Let us wait on a condition variable. Every time an agent signals that
     * variable, we will perform some task. */
    while(1) {
        MC_CondWait(agency, COND_ID);
        printf("C space: I am awake! Performing some task.\n");
        MC_CondReset(agency, COND_ID);
    }

    MC_MainLoop(agency);
    return 0;
}

```

Program 30: An example server containing a thread which will run once each time it is signalled by another thread or by an agent. (<MCPACKAGE>/demos/synchronization/cspace_cond.example/mc_server.c)

```

<?xml version="1.0"?>

<!DOCTYPE myMessage SYSTEM "mobilec.dtd">

<MOBILEC_MESSAGE>
  <MESSAGE message="MOBILE_AGENT">
    <MOBILE_AGENT>
      <AGENT_DATA>
        <NAME>agent</NAME>
        <OWNER>IEL</OWNER>
        <HOME>localhost:5050</HOME>
        <TASKS task="1" num="0">
          <TASK num="0" complete="0" server="localhost:5051">
            </TASK>
          <AGENT_CODE>
            <![CDATA[
#include <stdio.h>
#define COND_ID 55
int main()
{
    int i;
    printf("This is agent 1.\n");
    for(i = 0; i < 5; i++) {
        printf("Agent: Perform some task here.\n");
        sleep(2);
        printf("Agent: signal C space for followup action.\n");
        mc_CondSignal(COND_ID);
        sleep(1);
    }

    return 0;
}

]]>
          </AGENT_CODE>
        </TASKS>
      </AGENT_DATA>
    </MOBILE_AGENT>
  </MESSAGE>
</MOBILEC_MESSAGE>

```

Program 31: A sample agent which signals a condition variable.
 (<MCPACKAGE>/demos/synchronization/cspace_cond_example/agent.xml)

```

#include <libmc.h>
#include <stdio.h>
#ifdef _WIN32
#include <windows.h>
#else
#include <unistd.h>
#endif
int main()
{
    MCAgency_t agency1;
    MCAgency_t agency2;
    MCAgencyOptions_t options;
    int i;
    int port1 = 5051;
    int port2 = 5052;

    MCAgent_t agent;
    MCAgent_t agent_copy;

    MC_InitializeAgencyOptions(&options);

    /* We want _all_ the threads on: EXCEPT, the command prompt thread */
    for (i = 0; i < MC_THREAD_ALL; i++) {
        MC_SetThreadOn(&options, i);
    }
    MC_SetThreadOff(&options, MC_THREAD_CP); /* Turn off command prompt */

    agency1 = MC_Initialize(
        port1,
        &options);
    agency2 = MC_Initialize(
        port2,
        &options);

    while(1) {
        agent = MC_WaitRetrieveAgent(agency1);
        MC_CopyAgent(&agent_copy, agent);
        MC_SetAgentStatus(agent_copy, MC_WAIT_CH);
        MC_AddAgent(agency2, agent_copy);
        MC_ResetSignal(agency1);
    }

    return 0;
}

```

Program 32: An example program containing two Mobile-C agencies. The program copies agents arriving at the agency on port 5051 to the agency at port 5052. (<MCPACKAGE>/demos/miscellaneous/multiple_agency_example/mc_server.c)

Chapter 12

Mobile-C Security Module

The Mobile-C package (version 1.10.@@) includes a security module. This security module is intended to provide secure migration process of mobile agents and ACL messages from one agency to another. Before the migration process, both agencies must authenticate each other successfully. After that, an encrypted mobile agent is transferred and its integrity is verified at the receiver side. The security module helps guard against man-in-the-middle attacks and eavesdropping, and provides a strong authentication of the agencies involved in the migration process.

12.1 Security Module Architecture and Overview

The Mobile-C security module is inspired by the SSH protocol. When a security-enabled agency attempts to contact another agency for the migration of a mobile agent or an ACL message, both agencies must authenticate each other before the migration process. A successful authentication creates a trust between the two agencies.

Each security-enabled agency must contain a *known_host* file and a pair of private (*rsa_priv*) and public (*rsa_pub*) key files. These files are provided to each agency by the administrator at startup time. The *known_host* file contains the host name and public key of each agency in the network, as an identifier. By default, each agency trusts all the agencies that are listed in the *known_host* file. The *rsa_priv* and *rsa_pub* key files contains the private and public key of the agency.

12.2 Enabling the Security Module

The configuration options need to be changed in order for the module to be built and used are below.

12.2.1 Enabling the Security Module in Unix

In a Unix environment, a configuration option needs to be stated during the configuration process. The new configuration step will be the command

```
./configure --enable-security
```

instead of the old

```
./configure
```

12.2.2 Enabling the Security Module in Windows

For Windows, below is the line that needs to be comment out in the file “[MobileC_HOME]/src/winconfig.h”.

```
#define MC_SECURITY 1
```

12.2.3 Further Instructions

If the private key file is used in encrypted form then option needs to be turned on. The following C code snippet will start a security-enabled agency listening on port 5050.

```
MCAgency_t agency;
MC_AgencyOptions_t options;
MC_InitializeAgencyOptions(&options);
strcpy(options.passphrase, "alpha1234");
agency = MC_Initialize(5050, &options);
```

See more about the MC_AgencyOptions_t type at the description of the MC_Initialize() function in Appendix A on page 185.

12.3 Preparation to Run Security Enabled Agency

Before running a Mobile-C agency with the security option, the following files are required.

1. A known host file (*known_host*)
2. A pair for public (*rsa_pub*) and private (*rsa_priv*) key files

are required to be created. These are *known_host* file and *private key* file. A small utility source program

```
[MobileC-SRC_HOME]/src/util/mc_keygen.c
```

is provided with the Mobile-C library to create a pair of public and private key files for an agency. When you make the Mobile-C library the executable for this source program can be found in

```
[Mobile-C_HOME]/bin/mc_keygen
```

It is required to create a separate pair of public and private key file for each agency. That means if there are *n* agencies in a network then *n* number of public and private key file pairs are required. The private key files can be created in plaintext or encrypted form. Details can be found in section 9.3.1. The known host file needs to be built manually after creating public and private key files.

12.3.1 Generating Key Files

A utility program **mc_genkey** (*[MobileC-Home]/bin/mc_genkey*) is used to create public and private key files. This utility program can create a private key in plain text or cipher text. To generate the key files with private key in plain text, you can execute the **mc_genkey** as

```
./mc_genkey -rsakeys -pt
Seeding the random number generator
Generating the RSA key [ 1024-bit ]
Exporting public key in rsa_pub
Exporting the private key in rsa_priv
Done.
Key generated.
```

where *-pt* means to generate private key in plain text. Similarly,

```
./mc_genkey -rsakeys -en
Enter Passphrase (A-Z, a-z, 0-9)to encrypt privatekey file
(remember your passphrase otherwise encrypted private key file is useless)
> alpha1234
```

```
Seeding the random number generator
Generating the RSA key [ 1024-bit ]
Exporting public key in rsa_pub
Exporting the private key in rsa_priv
encrypted.
done.
keys generated.
```

would generate the private key in encrypted form, where *en* stands for encryption. Here we a passphrase (*alpha1234*) is provided to encrypt the private key file. With this option it prompts for the passphrase that is used to encrypt the rsa private key. Here we entered a passphrase (*alpha1234*) to encrypt the private key file. You can enter a string maximum upto 32 bytes in length consisting of small or capital alphabet and/or 1-9 digits. The same passphrase is required by the Mobile-C agency to decrypt the private key file. With both options, it generates the public key file in plain text. The output file names are *rsa_pub* for public key and *rsa_priv* for private key.

12.3.2 Known Host File

After creating the key files for all the agencies in a network the *known_host* file needs to be created manually. The sample *known_host* file is shown in Figure 12.1. To proceed, create a file using a text editor with name *known_host*. Type the name of the first agency (as shown *Host Name* in Figure 12.1) and copy its public key from *rsa_pub* file. Insert the record separation character # and type the same for second agency and continue. Make sure that the name for the *known_host* file is "*known_host*". After creating the *known_host* file, copy the *known_host* file to each agency and the *rsa_priv* file on the respective agencies (the same directory from where you will run the Mobile-C agency). Public and private key files are always created as a pair this means that any text encrypted with the public key can only be decrypted with the corresponding (paired) private key. Therefore, please make sure that the copied private key (*rsa_priv*) to an agency must correspond to the public key that is mentioned in front of the name of this agency in *known_host* file.

12.4 Examples – Mobile-C Security

A Mobile-C security enable agency can be executed with encrypted or plaintext private key. When you execute a Mobile-C agency it will look for private key file named *rsa_priv* in the current directory. If the private key is encrypted and the passphrase is not provided in Mobile-C agency C program then it

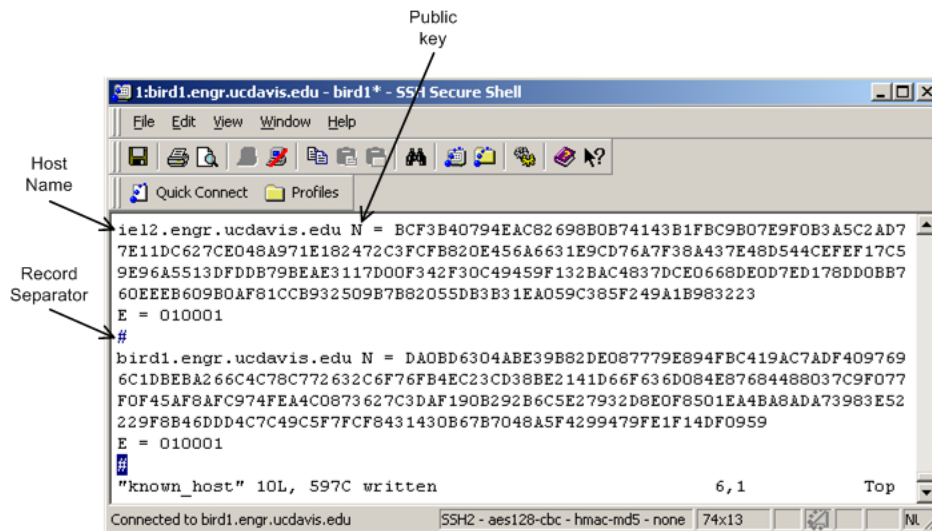


Figure 12.1: A sample known host file.

will prompt for the passphrase. <MCPACKAGE>/demos/ contains two demos (*hello_world_secure* and *multi_task_example_secure*) that uses private key in plain text.

Please note that for *hello_world_secure* demo, the private and public key pair is same for client and server, that is both the client and server program run on the same machine (iel2.engr.ucdavis.edu). To run the demo in your machine, you to write the name of your machine in *known_host* file and the mobile agent file (*test1.xml*)

To run client and server agencies on the two different machines, you need to create a pair of public and private keys (see section 9.3.1) and that is for the second machine. The first agency can use the already created key files that are provided with demos. After creating the key files, edit the *known_host* file by including the name of other machine and newly created public key from file (*rsa_priv*), for details see section 9.3.2. Also copy the newly generated private key file (*rsa_priv*) and updated *known_host* file on the other machine in the same directory from where Mobile-C agency will be executed. Now start the server program and then the client program.

Please note that when you build the demos, the executable files (*client* and *server*) for demo *hello_world_secure* are in directories *hello_world_secure/client* and *hello_world_secure/server* respectively. Similarly, the executable files (*client*, *server1* and *server2*) for demo *multi_task_example_secure* are in directories *multi_task_example_secure/client*, *multi_task_example_secure/server1* and *multi_task_example_secure/server2* respectively.

Each agency uses a separate *known_host*, public(*rsa_pub*) and private key *rsa_priv* pair files.

The programs 33 and 34 show *hello_world_secure* server and client code respectively. Please note that the *MC_AgencyOptions_t* is required only if the private key file is encrypted. Since both programs use the private key file (*rsa_priv*) in plaintext so *MC_AgencyOptions_t* is NULL in *MC_Initialize* function.

If you generate the private key file (*rsa_priv*) in encrypted form (see section 9.3.1) then the Mobile-C agency requires the same passphrase to decrypt its private key that you have entered to encrypted this file. In this case *MC_AgencyOptions_t* should not be NULL. It is a possible that passphrase would not be provided in the code. That is, this code can be run if *strcpy(options.passphrase, "xxx");* is commented out. In this case, if the private key is encrypted the Mobile-C agency would prompt to enter passphrase at startup otherwise not.


```

#include <stdio.h>
#include <libmc.h>
#ifdef _WIN32
#include <windows.h>
#endif

int main()
{
    MCAgency_t agency;
    int local_port = 5126;
    //unsigned char passphrase[] = "alpha1234";
    MCAgencyOptions_t options;

    MC_InitializeAgencyOptions(&options);
    strcpy(options.passphrase, "alpha1234");

    agency = MC_Initialize(local_port, &options);

    MC_MainLoop(agency);

    MC_End(agency);
    return 0;
}

```

Program 33: A sample server side code for security enable agency (*../de-mos/mobilec_security/hello_world_secure/server.c*)

```

#include <stdio.h>
#include <stdlib.h>
#include <libmc.h>
#include <string.h>

int main()
{
    MCAgency_t agency;
    MCAgencyOptions_t options;
    int local_port=5125;
    int remote_port = 5126;
    char remote_host[] = "localhost";

    MC_InitializeAgencyOptions(&options);
    strcpy( options.passphrase, "alpha1234");

    MC_SetThreadOff(&options, MC_THREAD_CP); /* Turn off command prompt */
    agency = MC_Initialize(local_port, &options);
    /* Note: The third argument of the following function may also be a
       valid IP address in the form of a string. i.e. 192.168.0.1 */
    printf("Sending agent...");
    MC_SendAgentFile(agency, "test1.xml");
    printf(" Done.\n");
    MC_End(agency);
    exit(0);
}

```

Program 34: A sample client side code for security enable agency (*../demo/mobilec_security/hello_world_secure/client.c*)

Chapter 13

Communication With Other FIPA Compliant Agent Systems

This section provides some brief examples regarding communication between Mobile-C and other FIPA compliant agent systems.

13.0.1 Example: Receiving a message from a JADE agent

The following section contains details regarding an example where a Mobile-C agent receives a message from a JADE agent. This example is included to provide a brief overview of how FIPA ACL communication operates between Mobile-C agencies and JADE agencies.

Start a Mobile-C Agency

The first step in the example is to start a Mobile-C agency and a suitable agent to wait for a message. An example agency which performs these tasks may be found in the directory `<MCPACKAGE>/demos/jade_to_mc_example/`. To start the agency, simply go to the directory and execute the server with the command

```
./server
```

The server will start and load the sample agent named “mobagent1” in one step, which should produce the following output (or similar):

```
Mobile-C Started
```

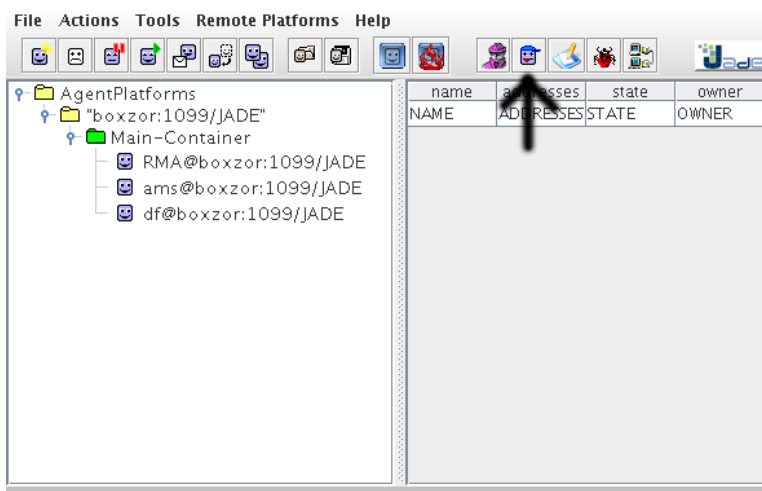
```
MobileC > This is mobagent1 from the agency at port 5050.  
Now, I am going to wait until I receive a message. Waiting...
```

Create a JADE container

The next step is to start a JADE agency. Instructions on how to obtain and install JADE may be found at the website `<http://jade.tilab.com>`. Once JADE is installed, use the command

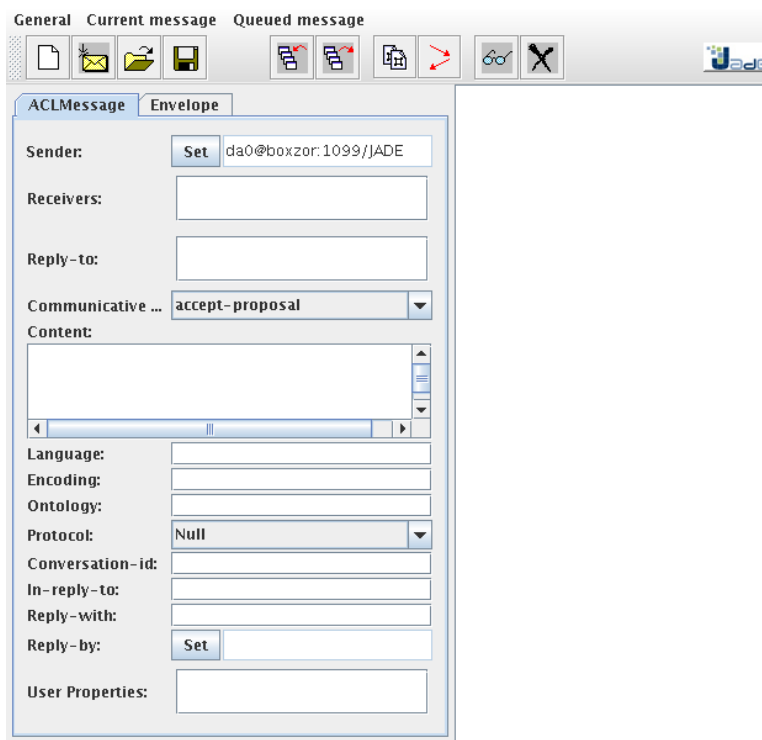
```
java jade.Boot -gui
```

to start a JADE container. Note that the command may vary across systems depending on your java distribution and system setup. This command should produce a window similar to the following:



Start a JADE dummy agent

The next step is to start a “dummy” agent by clicking on the button indicated by the large arrow in the previous figure. This should produce a second window which should resemble the following image.



Send a message to Mobile-C

There are several fields in this empty ACL message that need to be set before the message will be successfully passed to our Mobile-C agent. The first field to fill out is the `Receivers`, which indicates the recipients for our message. We wish for our Mobile-C agent “mobagent1” to be our sole recipient. Add “mobagent1” by right-clicking on the `Receivers` textbox and selecting the `Add` option. Fill out the box as shown in the following image:

NAME mobagent1

Addresses

Resolvers

Properties

OK Cancel

After setting the receiver, the rest of the message may be set to whatever is desired. For this example, our sample message may be seen on the following image.

General Current message Queued message

ACL Message Envelope

Sender: da0@boxzor:1099/JADE

Receivers:

Reply-to:

Communicative ...

Content:

Language:

Encoding:

Ontology:

Protocol:

Conversation-id:

In-reply-to:

Reply-with:

Reply-by:

User Properties:

Once your desired message parameters are in place, click on the “Send Message” button indicated by the arrow in the previous figure. The message will be sent to the agent waiting at the Mobile-C agency that was previously started. The agent should receive the message and produce the following output:

```
mobagent1 Got a message!
Message is from da0@boxzor:1099/JADE
The content is Hello mobagent1. This is sample content.
```

This indicates that mobagent1 has successfully received the message from JADE.

13.0.2 Example: Sending a message from Mobile-C to JADE

This example illustrates a Mobile-C agent sending an ACL message to a JADE agent. The example will be presented in a step by step fashion and all files may be found in the directory <MCPACKAGE>/demos/mc_to_jade_example/.

Start a JADE container with a “PingAgent” agent

The first step is to start a JADE container with a responsive agent. In this example, we will use a demo “PingAgent” agent which is provided with JADE. The agent source code may be found in the JADE subdirectory `jade/src/examples/PingAgent/PingAgent.java`. After installing JADE, run the command

```
java jade.Boot pingme:examples.PingAgent.PingAgent
```

from the `jade/src/` directory to start a JADE main container and invoke an agent of type “PingAgent” named “pingme”. The “PingAgent” agent contains a behaviour which receives messages and replies with a standard reply message. The “PingAgent” expects incoming messages to have a performative of “query-ref”, and for the content field to contain the text “ping”.

Start a Mobile-C agency with a sender agent

A Mobile-C agency and agent for use in the example has already been created and reside in the directory <MCPACKAGE>/demos/mc_to_jade_example/. After compiling Mobile-C and the Mobile-C demos, simply go to the directory and run the ‘client’ executable.

```
./client
```

The executable will automatically start a Mobile-C agency and load an agent named “mobagent1”. The agent is programmed to send an ACL message to “pingme” at the local JADE container and wait for a response message. Upon receiving the response, the agent will print the contents of the response message. The Mobile-C agent output should look something like

```
Mobile-C Started
Sending agent to self...
Done.
mobagent2 Creating new ACL message...
mobagent2 sending ACL message...
Received a message from pingme@boxzor:1099/JADE.
Content is 'alive'.
```

Bibliography

- [1] V. Kumar, A. Grama, A. Gupta, and G. Karypis, *Introduction to Parallel Computing: Design and Analysis of Algorithms*. Reading, MA: Addison-Wesley, 1994.
- [2] U. Manber, *Introduction to Algorithms - A Creative Approach*. Reading, MA: Addison-Wesley, 1989.
- [3] J. L. Adler and V. J. Blue, “A Cooperative Multi-Agent Transportation Management and Route Guidance System,” *Research Part C - Emerging Technologies*, Vol. 10, No. 5-6, pp. 433–454, 2002.
- [4] A. Fuggetta, G. P. Picco, and G. Vigna, “Understanding Code Mobility,” *IEEE Transactions on Software Engineering*, Vol. 24, No. 5, pp. 342–361, 1998.
- [5] B. Chen, “Runtime Support for Code Mobility in Distributed Systems.” Department of Mechanical and Aeronautical Engineering, University of California, Davis, Ph.D. dissertation, 2005.
- [6] B. Chen and H. H. Cheng, “A Run-Time Support Environment for Mobile Agents,” in *Proc. of ASME/IEEE International Conference on Mechatronic and Embedded Systems and Applications*, No. DETC2005-85389, Long Beach, California, 2005.
- [7] B. Chen, H. H. Cheng, and J. Palen, “Mobile-C: a Mobile Agent Platform for Mobile C/C++ Agents,” *Software-Practice & Experience*, Vol. 36, No. 15, pp. 1711–1733, December 2006.
- [8] Mobile-C: A Multi-Agent Platform for Mobile C/C++ Code, <http://www.mobilec.org>.
- [9] H. H. Cheng, “Scientific Computing in the Ch Programming Language,” *Scientific Programming*, Vol. 2, No. 3, pp. 49–75, Fall 1993.
- [10] —, “Ch: A C/C++ Interpreter for Script Computing,” *C/C++ User’s Journal*, Vol. 24, No. 1, pp. 6–12, Jan. 2006.
- [11] *Ch — an Embeddable C/C++ Interpreter*, <http://www.softintegration.com>.
- [12] *Embedded Ch*, SoftIntegration, Inc., http://www.softintegration.com/products/sdk/embedded_ch/.

Appendix A

Mobile-C API in the C/C++ Binary Space

The header file **libmc.h** defines all the data types, macros and function prototypes for the Mobile-C library. The header file is used in the C/C++ binary space.

Table A.1: Data types defined in **libmc.h**.

Data Type	Description
MCAgency_t	A handle containing information of an agency.
MCAgent_t	A handle containing information of a mobile agent.
MCAgencyOptions_t	A structure containing information about which thread(s) to be activated and the default agent status specified by a user.

The header file **fipa_acl.h** contains datatype and macros related to FIPA ACL messaging, as described in Chapter 7. This header file may be used in both C/C++ binary space, as well as agent space.

Table A.2: Data types defined in **fipa_acl.h**.

Data Type	Description
fipa_acl_message_t	A structure containing a FIPA ACL message.

Table A.3: Macros defined in **libmc.h**.

Macro	Description
enum MC_ThreadIndex_e	
MC_THREAD_AI	Identifier for agent initializing thread.
MC_THREAD_AM	Identifier for agent managing thread.
MC_THREAD_CL	Identifier for connection listening thread.
MC_THREAD_MR	Identifier for message receiving thread.
MC_THREAD_MS	Identifier for message sending thread.
MC_THREAD_CP	Identifier for command prompt thread.
MC_THREAD_ALL	Identifier for all threads.
enum MC_Signal_e	
MC_RECV_CONNECTION	Signal activated after an agency accepts a connection.
MC_RECV_MESSAGE	Signal activated after an agency receives an ACL message.
MC_RECV_AGENT	Signal activated after an agency receives a mobile agent.
MC_RECV_RETURN	Signal activated after an agency receives return data from a completed mobile agent.
MC_EXEC_AGENT	Signal activated after a mobile agent is executed.
MC_ALL_SIGNALS	Signal activated after any of the above four events occurs.
enum MC_AgentType_e	
MC_REMOTE_AGENT	Identifier for a remote mobile agent.
MC_LOCAL_AGENT	Identifier for a local mobile agent.
MC_RETURN_AGENT	Identifier for a return mobile agent.
enum MC_AgentStatus_e	
MC_WAIT_CH	Value indicating a mobile agent is waiting to be executed.
MC_WAIT_MESSGSEND	Value indicating a mobile agent is waiting to be exported to another agency.
MC_AGENT_ACTIVE	Value indicating a mobile agent is being executed.
MC_AGENT_NEUTRAL	Value indicating a mobile agent is waiting for an unspecified reason.
MC_AGENT_SUSPENDED	Value indicating a mobile agent is being suspended.
MC_WAIT_FINISHED	Value indicating a mobile agent has been executed and is waiting to be removed.

Table A.4: Macros defined in **fipa_acl.h**. Detailed documentation for the FIPA performatives and protocols may be found in the FIPA specifications at <http://www.fipa.org>.

Macro	Description
<hr/>	
fipa_performative_e	
FIPA_ACCEPT_PROPOSAL	The accept-proposal performative.
FIPA_AGREE	The agree performative.
FIPA_CANCEL	The cancel performative.
FIPA_CALL_FOR_PROPOSAL	The call-for-proposal performative.
FIPA_CONFIRM	The confirm performative.
FIPA_DISCONFIRM	The disconfirm performative.
FIPA_FAILURE	The failure performative.
FIPA_INFORM	The inform performative.
FIPA_INFORM_IF	The inform-if performative.
FIPA_INFORM_REF	The inform-ref performative.
FIPA_NOT_UNDERSTOOD	The not-understood performative.
FIPA_PROPOGATE	The propogate performative.
FIPA_PROPOSE	The propose performative.
FIPA_PROXY	The proxy performative.
FIPA_QUERY_IF	The query-if performative.
FIPA_QUERY_REF	The query-ref performative.
FIPA_REFUSE	The refuse performative.
FIPA_REJECT_PROPOSAL	The reject-proposal performative.
FIPA_REQUEST	The request performative.
FIPA_REQUEST_WHEN	The request-when performative.
FIPA_REQUEST_WHENEVER	The request-whenever performative.
FIPA_SUBSCRIBE	The subscribe performative.
<hr/>	
enum fipa_protocol_e	
FIPA_PROTOCOL_REQUEST	The FIPA request protocol.
FIPA_PROTOCOL_QUERY	The FIPA query protocol.
FIPA_PROTOCOL_REQUEST_WHEN	The FIPA request-when protocol.
FIPA_PROTOCOL_CONTRACT_NET	The FIPA contract-net protocol.
FIPA_PROTOCOL_ITERATED_CONTRACT_NET	The FIPA iterated-contract-net protocol.
FIPA_PROTOCOL_ENGLISH_AUCTION	The FIPA english-auction protocol.
FIPA_PROTOCOL_DUTCH_AUCTION	The FIPA dutch-auction protocol.
FIPA_PROTOCOL_BROKERING	The FIPA brokering protocol.
FIPA_PROTOCOL_RECRUITING	The FIPA recruiting protocol.
FIPA_PROTOCOL_SUBSCRIBE	The FIPA subscribe protocol.
FIPA_PROTOCOL_PROPOSE	The FIPA propose protocol.
FIPA_PROTOCOL_END	The FIPA end protocol.
<hr/>	

Table A.5: Functions in the C/C++ binary space.

Function	Description
MC_AclAddReceiver()	Add a receiver to an ACL message.
MC_AclAddReplyTo()	Add a reply-to address to an ACL message.
MC_AclGetContent()	Get the content of an ACL message.
MC_AclGetConversationID()	Get the conversation id from an ACL message.
MC_AclGetPerformative()	Get the performative of an ACL message.
MC_AclGetProtocol()	Get the protocol from an ACL message.
MC_AclGetSender()	Get the sender of an ACL message.
MC_AclNew()	Allocate a new FIPA ACL message.
MC_AclPost()	Post a FIPA ACL message to an agent's mailbox.
MC_AclReply()	Allocate a new FIPA ACL message automatically addressed to the sender of a previous message.
MC_AclRetrieve()	Retrieve an ACL message from an agent's mailbox.
MC_AclSetContent()	Set the content of an ACL message.
MC_AclSetConversationID()	Set the conversation id of an ACL message.
MC_AclSetPerformative()	Set the performative of an ACL message.
MC_AclSetProtocol()	Set the protocol of an ACL message.
MC_AclSetSender()	Set the sender of an ACL message.
MC_AclWaitRetrieve()	Wait for a message to arrive at an agent's mailbox.
MC_AgentAddTask()	Add a task to an agent based off of C source code.
MC_AgentAddTaskFromFile()	Add a task to an agent based off of a C source code file.
MC_AgentReturnArrayDim()	Get the dimension of an array returned by an agent.
MC_AgentReturnArrayExtent()	Get the extent of a dimension of an array returned by an agent.
MC_AgentReturnArrayNum()	Get the number of elements of an array returned by an agent.
MC_AgentReturnDataGetSymbolAddr()	Get a pointer to an array returned by an agent.
MC_AgentReturnDataSize()	Get the size of a single element of the array.
MC_AgentReturnDataType()	Get the type of the array.
MC_AgentReturnIsArray()	Determine if the returned variable is an array.
MC_AddAgent()	Add a mobile agent into an agency.
MC_AddStationaryAgent()	Add a mobile agent into an agency.
MC_Barrier()	Block until all agents in an agency have called this function.
MC_BarrierDelete()	Delete a Mobile-C barrier.
MC_BarrierInit()	Initialize a Mobile-C barrier.
MC_CallAgentFunc()	Call a function defined in an agent.
MC_CallAgentFuncV()	Call a function defined in an agent.
MC_CallAgentFuncVar()	Call a function defined in an agent.
MC_ChInitializeOptions()	Set the initialization options for a Ch to be used as one AEE in an agency.
MC_ComposeAgent()	Compose an agent from program source code.
MC_ComposeAgents()	[Deprecated] Compose an agent from program source code with a workgroup code.

Table A.5: Functions in the C/C++ binary space (contd.).

Function	Description
MC_ComposeAgentWithWorkgroup()	Compose an agent from program source code with a workgroup code.
MC_ComposeAgentFromFile()	Compose an agent from a program source code file.
MC_ComposeAgentFromFileS()	[Deprecated] Compose an agent from a program source code file with a workgroup code.
MC_ComposeAgentFromFileWithWorkgroup()	Compose an agent from a program source code file with a workgroup code.
MC_CondBroadcast()	Wake up all agents/threads waiting on a condition variable.
MC_CondReset()	Reset a Mobile-C condition variable.
MC_CondSignal()	Signal another agent that is waiting on a condition variable.
MC_CondWait()	Cause the calling agent or thread to wait on a Mobile-C condition variable with the ID specified by the argument.
MC_CopyAgent()	Perform a deep copy to copy an agent.
MC_DeleteAgent()	Stop and remove an agent from an agency.
MC_DeregisterService()	Deregister a service with the Directory Facilitator.
MC_End()	Terminate a Mobile-C agency.
MC_FindAgentByID()	Find a mobile agent by its ID number in an agency.
MC_FindAgentByName()	Find a mobile agent by its name in an agency.
MC_GetAgentArrivalTime()	Get the time when an agent arrives an agency.
MC_GetAgentExecEngine()	Get the AEE associated with a mobile agent in an agency.
MC_GetAgentID()	Get the ID of an agent.
MC_GetAgentName()	Get the name of an agent.
MC_GetAgentNumTasks()	Get the number of tasks a mobile agent has.
MC_GetAgentReturnData()	[Deprecated] Get the return data of a mobile agent.
MC_GetAgentStatus()	Get the status of a mobile agent in an agency.
MC_GetAgentType()	Get the type of a mobile agent.
MC_GetAgentXMLString()	Retrieve a mobile agent message in XML format as a character string.
MC_GetAllAgents()	Obtain all the agents in an agency.
MC_HaltAgency()	Halt an agency's operation.
MC_Initialize()	Start a Mobile-C agency and return a handle of the launched agency.
MC_InitializeAgencyOptions()	Initialize Mobile-C options.
MC_LoadAgentFromFile()	Load an agent from an XML file into a local agency.
MC_MainLoop()	Cause the calling thread to wait indefinitely on an agency.
MC_MigrateAgent()	Migrate an agent.
MC_MutexLock()	Lock a previously initialized Mobile-C synchronization variable as a mutex.

Table A.5: Functions in the C/C++ binary space (contd.).

Function	Description
MC_MutexUnlock()	Unlock a locked Mobile-C synchronization variable.
MC_PrintAgentCode()	Print a mobile agent code for inspection.
MC_RegisterService()	Register a new service with the Directory Facilitator.
MC_ResetSignal()	Reset the Mobile-C signalling system.
MC_ResumeAgency()	Resume an agency's operation.
MC_RetrieveAgent()	Retrieve the first neutral mobile agent from a mobile agent list.
MC_RetrieveAgentCode()	Retrieve a mobile agent code in the form of a character string.
MC_SearchForService()	Search the Directory Facilitator for a service.
MC_SemaphorePost()	Unlock one resource from a Mobile-C semaphore.
MC_SemaphoreWait()	Allocate one resource from a Mobile-C synchronization semaphore variable.
MC_SendAgent()	Send an ACL mobile agent message to a remote agency.
MC_SendAgentFile()	Send an ACL mobile agent message saved as a file to a remote agency.
MC_SendAgentMigrationMessage() .	[Deprecated] Send an ACL mobile agent message to a remote agency.
MC_SendAgentMigrationMessageFile()	[Deprecated] Send an ACL mobile agent message saved as a file to a remote agency.
MC_SendSteerCommand()	Send a command to control a steerable binary space function.
MC_SetAgentStatus()	Set the status of a mobile agent in an agency.
MC_SetDefaultAgentStatus()	Assign a user defined default status to all incoming mobile agents.
MC_SetThreadOff()	Deactivate a thread in an agency.
MC_SetThreadOn()	Activate a thread in an agency.
MC_Steer()	Set up a steerable binary space function.
MC_SteerControl()	Retrieve a steering command from the mobile agent space.
MC_SyncDelete()	Delete a previously initialized synchronization variable.
MC_SyncInit()	Initialize a new synchronization variable.
MC_TerminateAgent()	Terminate the execution of a mobile agent in an agency.
MC_WaitAgent()	Cause the calling thread to wait until a mobile agent is received.
MC_WaitRetrieveAgent()	Block the calling thread until a mobile agent arrives, and return the mobile agent instead of executing it.
MC_WaitSignal()	Block until one of the signals in the second argument is signalled.

MC_AclGetProtocol()

Synopsis

```
#include <libmc.h>
```

```
enum fipa_protocol_e MC_AclGetProtocol(fipa_acl_message_t* acl);
```

Purpose

Get the protocol of an ACL message.

Return Value

Returns a valid FIPA Protocol enumeration on success or -1 on failure.

Parameters

acl An initialized ACL message.

Description

This function is used to get the FIPA ACL protocol from an ACL message. The protocol may be any valid FIPA protocol listed in the table below. The protocol field is not required to be set for a valid ACL message.

Enumerated Value	FIPA Protocol
FIPA_PROTOCOL_REQUEST	FIPA request protocol.
FIPA_PROTOCOL_QUERY	FIPA query protocol.
FIPA_PROTOCOL_REQUEST_WHEN	FIPA request-when protocol.
FIPA_PROTOCOL_CONTRACT_NET	FIPA contract-net protocol.
FIPA_PROTOCOL_ITERATED_CONTRACT_NET	FIPA iterated-contract-net protocol.
FIPA_PROTOCOL_ENGLISH_AUCTION	FIPA english-auction protocol.
FIPA_PROTOCOL_DUTCH_AUCTION	FIPA dutch-auction protocol.
FIPA_PROTOCOL_BROKERING	FIPA brokering protocol.
FIPA_PROTOCOL_RECRUITING	FIPA recruiting protocol.
FIPA_PROTOCOL_SUBSCRIBE	FIPA subscribe protocol.
FIPA_PROTOCOL_PROPOSE	FIPA propose protocol.

Please refer to the FIPA protocol specifications at <http://www.fipa.org> for more details about each of these protocols.

See Also

MC_AclSetSender(), MC_AclAddReceiver(), MC_AclAddReplyTo(),
MC_AclSetContent()

MC_AclAddReceiver()

Synopsis

```
#include <libmc.h>
```

```
int MC_AclAddReceiver(fipa_acl_message_t* acl, const char* name, const char* address );
```

Purpose

Add a receiver to the ACL message.

Return Value

Returns 0 on success or non-zero on failure.

Parameters

- acl* An initialized ACL message.
- name* Sets the name of the receiver.
- address* Sets the address of the receiver.

Description

This function is used to add a receiver to an ACL message. This function may be called multiple times on an ACL message. each time this function is called, a new receiver is appended to the list of intended receivers for the ACL message.

Example

```
<!-- File: fipa_test/test2.xml -->
<?xml version="1.0"?>
<!DOCTYPE myMessage SYSTEM "mobilec.dtd">
<MOBILEC_MESSAGE>
  <MESSAGE message="MOBILE_AGENT">
    <MOBILE_AGENT>
      <AGENT_DATA>
        <NAME>mobagent2</NAME>
        <OWNER>IEL</OWNER>
        <HOME>localhost:5050</HOME>
        <TASKS task="1" num="0">
          <TASK num="0" complete="0" server="localhost:5052">
            </TASK>
        </TASKS>
        <AGENT_CODE>
          <![CDATA[
//#include <stdio.h>
#ifdef _WIN32_
#pragma package "/usr/local/ch/package/chmobilec"
#else
#pragma package "C:\\ch\\package\\chmobilec"
#endif

#include <math.h>
#include <fipa_acl.h>
int main()
{
```

```

fipa_acl_message_t* message;
char *name, *address;

printf("\n%s: Arrived at %s\n", mc_agent_name, mc_agent_address);

printf("\n%s: Creating new ACL message.\n", mc_agent_name);
message = mc_AclNew();
mc_AclSetPerformative(message, FIPA_INFORM );
mc_AclSetSender(message, mc_agent_name, mc_agent_address);
mc_AclAddReceiver(message, "mobagent1", "http://localhost:5051/acc" );

mc_AclSetProtocol(message, FIPA_PROTOCOL_CONTRACT_NET);
mc_AclSetConversationID(message, "cn1");
mc_AclSetContent(message, "Content from mobagent2" );

printf("%s: sending ACL message...\n");
mc_AclSend(message);
mc_AclDestroy(message);

/* Now wait for a message to come back */
printf("%s: Waiting for a message.\n", mc_agent_name);
message = mc_AclWaitRetrieve(mc_current_agent);

mc_AclGetSender(message, &name, &address);
printf("%s: Received a message from %s.\n", mc_agent_name, name);
printf("\tContent is '%s'.\n", mc_AclGetContent(message));
printf("\tProtocol is '%d'.\n", mc_AclGetProtocol(message));
printf("\tConverationID is '%s'.\n", mc_AclGetConversationID(message));

mc_AclDestroy(message);
return 0;
}

]]>
</AGENT_CODE>
</TASKS>
</AGENT_DATA>
</MOBILE_AGENT>
</MESSAGE>
</MOBILE_MESSAGE>

```

See Also

MC_AclSetPerformative(), MC_AclSetSender(), MC_AclAddReplyTo(),
MC_AclSetContent()

MC_AclAddReplyTo()

Synopsis

```
#include <libmc.h>
```

```
int MC_AclAddReplyTo(fipa_acl_message_t* acl, const char* name, const char* address );
```

Purpose

Add a reply-to address to the ACL message.

Return Value

Returns 0 on success or non-zero on failure.

Parameters

- acl* An initialized ACL message.
- name* Sets the name of the reply-to destination.
- address* Sets the address of the reply-to destination.

Description

This function is used to add a reply-to address to an ACL message. This function may be called multiple times on an ACL message. each time this function is called, a new reply-to address is appended to the list of intended reply-to addresses for the ACL message.

Example

```
<!-- File: fipa_test/test2.xml -->

<?xml version="1.0"?>

<!DOCTYPE myMessage SYSTEM "mobilec.dtd">

<MOBILEC_MESSAGE>
  <MESSAGE message="MOBILE_AGENT">
    <MOBILE_AGENT>
      <AGENT_DATA>
        <NAME>mobagent2</NAME>
        <OWNER>IEL</OWNER>
        <HOME>localhost:5050</HOME>
        <TASKS task="1" num="0">
          <TASK num="0" complete="0" server="localhost:5052">
            </TASK>
        </TASKS>
        <AGENT_CODE>
          <![CDATA[
//#include <stdio.h>
#ifdef _WIN32_
#pragma package "/usr/local/ch/package/chmobilec"
#else
#pragma package "C:\\ch\\package\\chmobilec"
#endif

#include <math.h>
#include <fipa_acl.h>
int main()
```

```

{
    fipa_acl_message_t* message;
    char *name, *address;

    printf("\n%s: Arrived at %s\n", mc_agent_name, mc_agent_address);

    printf("\n%s: Creating new ACL message.\n", mc_agent_name);
    message = mc_AclNew();
    mc_AclSetPerformative(message, FIPA_INFORM );
    mc_AclSetSender(message, mc_agent_name, mc_agent_address);
    mc_AclAddReceiver(message, "mobagent1", "http://localhost:5051/acc" );

    mc_AclSetProtocol(message, FIPA_PROTOCOL_CONTRACT_NET);
    mc_AclSetConversationID(message, "cn1");
    mc_AclSetContent(message, "Content from mobagent2" );

    printf("%s: sending ACL message...\n");
    mc_AclSend(message);
    mc_AclDestroy(message);

    /* Now wait for a message to come back */
    printf("%s: Waiting for a message.\n", mc_agent_name);
    message = mc_AclWaitRetrieve(mc_current_agent);

    mc_AclGetSender(message, &name, &address);
    printf("%s: Received a message from %s.\n", mc_agent_name, name);
    printf("\tContent is '%s'.\n", mc_AclGetContent(message));
    printf("\tProtocol is '%d'.\n", mc_AclGetProtocol(message));
    printf("\tConverationID is '%s'.\n", mc_AclGetConversationID(message));

    mc_AclDestroy(message);
    return 0;
}

]]>
</AGENT_CODE>
</TASKS>
</AGENT_DATA>
</MOBILE_AGENT>
</MESSAGE>
</MOBILEEC_MESSAGE>

```

See Also

MC_AclSetPerformative(), MC_AclSetSender(), MC_AclAddReceiver(),
MC_AclSetContent()

MC_AclGetContent()

Synopsis

```
#include <libmc.h>
```

```
const char* MC_AclGetContent(fipa_acl_message_t* acl);
```

Purpose

Get the content of an ACL message.

Return Value

Returns a valid character string or NULL on failure.

Parameters

acl An initialized ACL message.

Description

This function gets the “content” field of an ACL message.

Example

```
<!-- File: fipa_test/test2.xml -->

<?xml version="1.0"?>

<!DOCTYPE myMessage SYSTEM "mobilec.dtd">

<MOBILEC_MESSAGE>
  <MESSAGE message="MOBILE_AGENT">
    <MOBILE_AGENT>
      <AGENT_DATA>
        <NAME>mobagent2</NAME>
        <OWNER>IEL</OWNER>
        <HOME>localhost:5050</HOME>
        <TASKS task="1" num="0">
          <TASK num="0" complete="0" server="localhost:5052">
            </TASK>
        </TASKS>
        <AGENT_CODE>
          <![CDATA[
//#include <stdio.h>
#ifdef _WIN32_
#pragma package "/usr/local/ch/package/chmobilec"
#else
#pragma package "C:\\ch\\package\\chmobilec"
#endif

#include <math.h>
#include <fipa_acl.h>
int main()
{
    fipa_acl_message_t* message;
    char *name, *address;

    printf("\n%s: Arried at %s\n", mc_agent_name, mc_agent_address);
```

```

printf("\n%s: Creating new ACL message.\n", mc_agent_name);
message = mc_AclNew();
mc_AclSetPerformative(message, FIPA_INFORM );
mc_AclSetSender(message, mc_agent_name, mc_agent_address);
mc_AclAddReceiver(message, "mobagent1", "http://localhost:5051/acc" );

mc_AclSetProtocol(message, FIPA_PROTOCOL_CONTRACT_NET);
mc_AclSetConversationID(message, "cn1");
mc_AclSetContent(message, "Content from mobagent2" );

printf("%s: sending ACL message...\n");
mc_AclSend(message);
mc_AclDestroy(message);

/* Now wait for a message to come back */
printf("%s: Waiting for a message.\n", mc_agent_name);
message = mc_AclWaitRetrieve(mc_current_agent);

mc_AclGetSender(message, &name, &address);
printf("%s: Received a message from %s.\n", mc_agent_name, name);
printf("\tContent is '%s'.\n", mc_AclGetContent(message));
printf("\tProtocol is '%d'.\n", mc_AclGetProtocol(message));
printf("\tConverationID is '%s'.\n", mc_AclGetConversationID(message));

mc_AclDestroy(message);
return 0;
}

]]>
</AGENT_CODE>
</TASKS>
</AGENT_DATA>
</MOBILE_AGENT>
</MESSAGE>
</MOBILEC_MESSAGE>

```

See Also

MC_AclSetPerformative(), MC_AclSetSender(), MC_AclAddReceiver(),
MC_AclAddReplyTo()

MC_AclGetConversationID()

Synopsis

```
#include <libmc.h>
```

```
const char* MC_AclGetConversationID(fipa_acl_message_t* acl);
```

Purpose

Get the conversation id of an ACL message.

Return Value

Returns a character string on success of NULL on failure.

Parameters

acl An initialized ACL message.

Description

This function gets the “conversation-id” field from an ACL message. The conversation ID is used to differentiate multiple agent conversations which may be happening simultaneously between two agents. For more details, please consult the FIPA specifications at <http://www.fipa.org>.

See Also

MC_AclSetPerformative(), MC_AclSetSender(), MC_AclAddReceiver(),
MC_AclAddReplyTo()

MC_AclGetPerformative()

Synopsis

```
#include <libmc.h>
```

```
enum fipa_performative_e MC_AclGetPerformative(fipa_acl_message_t* acl);
```

Purpose

Get the performative from an ACL message.

Return Value

Returns a valid FIPA performative enumeration or -1 on failure.

Parameters

acl An initialized ACL message.

Description

This function is used to get the FIPA ACL performative from an ACL message. The performative may be any valid FIPA performative listed in the table below.

Enumerated Value	FIPA Performative
FIPA_ACCEPT_PROPOSAL	accept-proposal
FIPA_AGREE	agree
FIPA_CANCEL	cancel
FIPA_CALL_FOR_PROPOSAL	call-for-proposal
FIPA_CONFIRM	confirm
FIPA_DISCONFIRM	disconfirm
FIPA_FAILURE	failure
FIPA_INFORM	inform
FIPA_INFORM_IF	inform-if
FIPA_INFORM_REF	inform-ref
FIPA_NOT_UNDERSTOOD	not-understood
FIPA_PROPOGATE	propogate
FIPA_PROPOSE	propose
FIPA_PROXY	proxy
FIPA_QUERY_IF	query-if
FIPA_QUERY_REF	query-ref
FIPA_REFUSE	refuse
FIPA_REJECT_PROPOSAL	reject-proposal
FIPA_REQUEST	request
FIPA_REQUEST_WHEN	request-when
FIPA_REQUEST_WHENEVER	request-whenever
FIPA_SUBSCRIBE	subscribe

Example

```
<!-- File: fipa_test/test2.xml -->  
  
<?xml version="1.0"?>  
  
<!DOCTYPE myMessage SYSTEM "mobilec.dtd">
```

```

<MOBILEC_MESSAGE>
<MESSAGE message="MOBILE_AGENT">
  <MOBILE_AGENT>
    <AGENT_DATA>
      <NAME>mobagent2</NAME>
      <OWNER>IEL</OWNER>
      <HOME>localhost:5050</HOME>
      <TASKS task="1" num="0">
        <TASK num="0" complete="0" server="localhost:5052">
          </TASK>
        <AGENT_CODE>
          <![CDATA[
//#include <stdio.h>
#ifdef _WIN32_
#pragma package "/usr/local/ch/package/chmobilec"
#else
#pragma package "C:\\ch\\package\\chmobilec"
#endif

#include <math.h>
#include <fipa_acl.h>
int main()
{
    fipa_acl_message_t* message;
    char *name, *address;

    printf("\n%s: Arried at %s\n", mc_agent_name, mc_agent_address);

    printf("\n%s: Creating new ACL message.\n", mc_agent_name);
    message = mc_AclNew();
    mc_AclSetPerformative(message, FIPA_INFORM );
    mc_AclSetSender(message, mc_agent_name, mc_agent_address);
    mc_AclAddReceiver(message, "mobagent1", "http://localhost:5051/acc" );

    mc_AclSetProtocol(message, FIPA_PROTOCOL_CONTRACT_NET);
    mc_AclSetConversationID(message, "cn1");
    mc_AclSetContent(message, "Content from mobagent2" );

    printf("%s: sending ACL message...\n");
    mc_AclSend(message);
    mc_AclDestroy(message);

    /* Now wait for a message to come back */
    printf("%s: Waiting for a message.\n", mc_agent_name);
    message = mc_AclWaitRetrieve(mc_current_agent);

    mc_AclGetSender(message, &name, &address);
    printf("%s: Received a message from %s.\n", mc_agent_name, name);
    printf("\tContent is '%s'.\n", mc_AclGetContent(message));
    printf("\tProtocol is '%d'.\n", mc_AclGetProtocol(message));
    printf("\tConverationID is '%s'.\n", mc_AclGetConversationID(message));

    mc_AclDestroy(message);
    return 0;
}
]]>
</AGENT_CODE>
</TASKS>
</AGENT_DATA>

```

```
</MOBILE_AGENT>  
</MESSAGE>  
</MOBILEC_MESSAGE>
```

See Also

MC_AclSetSender(), MC_AclAddReceiver(), MC_AclAddReplyTo(),
MC_AclSetContent()

MC_AclGetProtocol()

Synopsis

```
#include <libmc.h>
```

```
enum fipa_protocol_e MC_AclGetProtocol(fipa_acl_message_t* acl);
```

Purpose

Get the protocol of an ACL message.

Return Value

Returns a valid FIPA Protocol enumeration on success or -1 on failure.

Parameters

acl An initialized ACL message.

Description

This function is used to get the FIPA ACL protocol from an ACL message. The protocol may be any valid FIPA protocol listed in the table below. The protocol field is not required to be set for a valid ACL message.

Enumerated Value	FIPA Protocol
FIPA_PROTOCOL_REQUEST	FIPA request protocol.
FIPA_PROTOCOL_QUERY	FIPA query protocol.
FIPA_PROTOCOL_REQUEST_WHEN	FIPA request-when protocol.
FIPA_PROTOCOL_CONTRACT_NET	FIPA contract-net protocol.
FIPA_PROTOCOL_ITERATED_CONTRACT_NET	FIPA iterated-contract-net protocol.
FIPA_PROTOCOL_ENGLISH_AUCTION	FIPA english-auction protocol.
FIPA_PROTOCOL_DUTCH_AUCTION	FIPA dutch-auction protocol.
FIPA_PROTOCOL_BROKERING	FIPA brokering protocol.
FIPA_PROTOCOL_RECRUITING	FIPA recruiting protocol.
FIPA_PROTOCOL_SUBSCRIBE	FIPA subscribe protocol.
FIPA_PROTOCOL_PROPOSE	FIPA propose protocol.

Please refer to the FIPA protocol specifications at <http://www.fipa.org> for more details about each of these protocols.

See Also

MC_AclSetSender(), MC_AclAddReceiver(), MC_AclAddReplyTo(),
MC_AclSetContent()

MC_AclGetSender()

Synopsis

```
#include <libmc.h>
```

```
int MC_AclGetSender(fipa_acl_message_t* acl, char** name, char** address );
```

Purpose

Get the sender from an ACL message.

Return Value

Returns 0 on success or non-zero on failure.

Parameters

- acl* An initialized ACL message.
- name* (Output) Gets the name of the sender.
- address* (Output) Gets the address of the sender.

Description

This function takes pointers to characters, automatically allocates space for character strings, and makes copies of the names and addresses of an ACL message onto those strings. The variables passed into the *name* and *address* parameters of the function should be freed manually by the caller.

Example

```
<!-- File: fipa_test/test2.xml -->

<?xml version="1.0"?>

<!DOCTYPE myMessage SYSTEM "mobilec.dtd">

<MOBILEC_MESSAGE>
  <MESSAGE message="MOBILE_AGENT">
    <MOBILE_AGENT>
      <AGENT_DATA>
        <NAME>mobagent2</NAME>
        <OWNER>IEL</OWNER>
        <HOME>localhost:5050</HOME>
        <TASKS task="1" num="0">
          <TASK num="0" complete="0" server="localhost:5052">
            </TASK>
          <AGENT_CODE>
            <![CDATA[
//#include <stdio.h>
#ifdef _WIN32_
#pragma package "/usr/local/ch/package/chmobilec"
#else
#pragma package "C:\\ch\\package\\chmobilec"
#endif

#include <math.h>
#include <fipa_acl.h>
int main()
{
    fipa_acl_message_t* message;
    char *name, *address;
```

```

printf("\n%s: Arrived at %s\n", mc_agent_name, mc_agent_address);

printf("\n%s: Creating new ACL message.\n", mc_agent_name);
message = mc_AclNew();
mc_AclSetPerformative(message, FIPA_INFORM );
mc_AclSetSender(message, mc_agent_name, mc_agent_address);
mc_AclAddReceiver(message, "mobagent1", "http://localhost:5051/acc" );

mc_AclSetProtocol(message, FIPA_PROTOCOL_CONTRACT_NET);
mc_AclSetConversationID(message, "cn1");
mc_AclSetContent(message, "Content from mobagent2" );

printf("%s: sending ACL message...\n");
mc_AclSend(message);
mc_AclDestroy(message);

/* Now wait for a message to come back */
printf("%s: Waiting for a message.\n", mc_agent_name);
message = mc_AclWaitRetrieve(mc_current_agent);

mc_AclGetSender(message, &name, &address);
printf("%s: Received a message from %s.\n", mc_agent_name, name);
printf("\tContent is '%s'.\n", mc_AclGetContent(message));
printf("\tProtocol is '%d'.\n", mc_AclGetProtocol(message));
printf("\tConverationID is '%s'.\n", mc_AclGetConversationID(message));

mc_AclDestroy(message);
return 0;
}
]]>
</AGENT_CODE>
</TASKS>
</AGENT_DATA>
</MOBILE_AGENT>
</MESSAGE>
</MOBILEC_MESSAGE>

```

See Also

MC_AclSetPerformative(), MC_AclAddReceiver(), MC_AclAddReplyTo(),
MC_AclSetContent()

MC_AclNew()

Synopsis

```
#include <libmc.h>
```

```
fipa_acl_message_t* MC_AclNew(void);
```

Purpose

Create a new, blank ACL message.

Return Value

Returns a newly allocated ACL message structure or NULL on failure.

Parameters None.

Description

This function allocates and returns a new ACL message. All attributes of the message are set empty values and must be initialized before sending the message.

Example

```
<!-- File: fipa_test/test2.xml -->
<?xml version="1.0"?>
<!DOCTYPE myMessage SYSTEM "mobilec.dtd">
<MOBILEC_MESSAGE>
  <MESSAGE message="MOBILE_AGENT">
    <MOBILE_AGENT>
      <AGENT_DATA>
        <NAME>mobagent2</NAME>
        <OWNER>IEL</OWNER>
        <HOME>localhost:5050</HOME>
        <TASKS task="1" num="0">
          <TASK num="0" complete="0" server="localhost:5052">
            </TASK>
        </TASKS>
        <AGENT_CODE>
          <![CDATA[
//#include <stdio.h>
#ifdef _WIN32_
#pragma package "/usr/local/ch/package/chmobilec"
#else
#pragma package "C:\\ch\\package\\chmobilec"
#endif

#include <math.h>
#include <fipa_acl.h>
int main()
{
    fipa_acl_message_t* message;
    char *name, *address;
```

```

printf("\n%s: Arrived at %s\n", mc_agent_name, mc_agent_address);

printf("\n%s: Creating new ACL message.\n", mc_agent_name);
message = mc_AclNew();
mc_AclSetPerformative(message, FIPA_INFORM );
mc_AclSetSender(message, mc_agent_name, mc_agent_address);
mc_AclAddReceiver(message, "mobagent1", "http://localhost:5051/acc" );

mc_AclSetProtocol(message, FIPA_PROTOCOL_CONTRACT_NET);
mc_AclSetConversationID(message, "cn1");
mc_AclSetContent(message, "Content from mobagent2" );

printf("%s: sending ACL message...\n");
mc_AclSend(message);
mc_AclDestroy(message);

/* Now wait for a message to come back */
printf("%s: Waiting for a message.\n", mc_agent_name);
message = mc_AclWaitRetrieve(mc_current_agent);

mc_AclGetSender(message, &name, &address);
printf("%s: Received a message from %s.\n", mc_agent_name, name);
printf("\tContent is '%s'.\n", mc_AclGetContent(message));
printf("\tProtocol is '%d'.\n", mc_AclGetProtocol(message));
printf("\tConverationID is '%s'.\n", mc_AclGetConversationID(message));

mc_AclDestroy(message);
return 0;
}

]]>
</AGENT_CODE>
</TASKS>
</AGENT_DATA>
</MOBILE_AGENT>
</MESSAGE>
</MOBILEC_MESSAGE>

```

See Also

MC_AclPost(), MC_AclReply(), MC_AclRetrieve(), MC_AclSend(),
MC_AclWaitRetrieve()

MC_AclPost()

Synopsis

```
#include <libmc.h>
```

```
int MC_AclPost(MCAgent_t agent, fipa_acl_message_t* message);
```

Purpose

Post a message directly to an agent's mailbox.

Return Value

Returns 0 on success, non-zero on failure.

Parameters

agent An initialized mobile agent.

message The ACL message to post.

Description

This function is used to post an ACL message directly to an agent's mailbox. The agent must reside on the same agency as the caller. No forwarding or checking of any fields of the ACL message is performed.

Example

See Also

MC_AclNew(), MC_AclReply(), MC_AclRetrieve(), MC_AclSend(),
MC_AclWaitRetrieve()

MC_AclReply()

Synopsis

```
#include <libmc.h>
```

```
int MC_AclReply(fipa_acl_message_t* acl_message);
```

Purpose

Automatically generate an ACL message addressed to the sender of an incoming ACL message..

Return Value

A newly allocated ACL message with the 'receiver' field initialized, or NULL on failure.

Parameters

acl_message The message to generate a reply to.

Description

This function is designed to make replying to received ACL messages easier. The function automatically generates a new ACL message with the correct destination address to reach the sender of the original message.

Example

See Also

MC_AclNew(), MC_AclPost(), MC_AclRetrieve(), MC_AclSend(),
MC_AclWaitRetrieve()

MC_AclRetrieve()

Synopsis

```
#include <libmc.h>
```

```
int MC_AclRetrieve(MCAgent_t agent);
```

Purpose

Retrieve a message from an agent's mailbox.

Return Value

An ACL message on success, or NULL if no messages are in the mailbox.

Parameters

agent An initialized mobile agent.

Description

This function is used to retrieve a message from an agent's mailbox. The message are retrieved in FIFO order. If there are no messages in the mailbox, the function will return NULL.

Example

```
<!-- File: fipa_test/test1.xml -->

<?xml version="1.0"?>

<!DOCTYPE myMessage SYSTEM "mobilec.dtd">

<MOBILEC_MESSAGE>
  <MESSAGE message="MOBILE_AGENT">
    <MOBILE_AGENT>
      <AGENT_DATA>
        <NAME>mobagent1</NAME>
        <OWNER>IEL</OWNER>
        <HOME>localhost:5050</HOME>
        <TASKS task="1" num="0">
          <TASK num="0" complete="0" server="localhost:5051">
            </TASK>
        </TASKS>
        <AGENT_CODE>
          <![CDATA[
//#include <stdio.h>
#ifdef _WIN32_
#pragma package "/usr/local/ch/package/chmobilec"
#else
#pragma package "C:\\ch\\package\\chmobilec"
#endif

#include <math.h>
#include <fipa_acl.h>
int main()
{
    fipa_acl_message_t* message;
    fipa_acl_message_t* reply;
```



```

printf("\n%s: Arrived at %s.\n", mc_agent_name, mc_agent_address);

printf("%s: Waiting for a message.\n", mc_agent_name);
message = mc_AclWaitRetrieve(mc_current_agent);

printf("%s: Received a message from %s.\n", mc_agent_name, message->sender->name);
printf("\tContent is '%s'.\n", mc_AclGetContent(message));
printf("\tProtocol is '%d'.\n", mc_AclGetProtocol(message));
printf("\tConverationID is '%s'.\n", mc_AclGetConversationID(message));

printf("%s: Generating a reply message.\n", mc_agent_name);
reply = mc_AclReply(message);
mc_AclSetPerformative(reply, FIPA_INFORM );
mc_AclSetSender(reply, mc_agent_name, mc_agent_address);
mc_AclSetContent(reply, "Reply from mobagent1." );

printf("%s: Sending message...\n", mc_agent_name);
mc_AclSend(reply);

mc_AclDestroy(message);
mc_AclDestroy(reply);
return 0;
}
    ]]>
    </AGENT_CODE>
</TASKS>
</AGENT_DATA>
</MOBILE_AGENT>
</MESSAGE>
</MOBILEC_MESSAGE>

```

See Also

MC_AclNew(), MC_AclPost(), MC_AclReply(), MC_AclSend(),
MC_AclWaitRetrieve()

MC_AclSetContent()

Synopsis

```
#include <libmc.h>
```

```
int MC_AclSetContent(fipa_acl_message_t* acl, const char* name);
```

Purpose

Set the content on an ACL message.

Return Value

Returns 0 on success or non-zero on failure.

Parameters

acl An initialized ACL message.

content Set the content field of an ACL message.

Description

This function sets the “content” field of an ACL message.

Example

```
<!-- File: fipa_test/test2.xml -->

<?xml version="1.0"?>

<!DOCTYPE myMessage SYSTEM "mobilec.dtd">

<MOBILEC_MESSAGE>
  <MESSAGE message="MOBILE_AGENT">
    <MOBILE_AGENT>
      <AGENT_DATA>
        <NAME>mobagent2</NAME>
        <OWNER>IEL</OWNER>
        <HOME>localhost:5050</HOME>
        <TASKS task="1" num="0">
          <TASK num="0" complete="0" server="localhost:5052">
            </TASK>
          <AGENT_CODE>
            <![CDATA[
//#include <stdio.h>
#ifdef _WIN32_
#pragma package "/usr/local/ch/package/chmobilec"
#else
#pragma package "C:\\ch\\package\\chmobilec"
#endif

#include <math.h>
#include <fipa_acl.h>
int main()
{
    fipa_acl_message_t* message;
    char *name, *address;
```

```

printf("\n%s: Arrived at %s\n", mc_agent_name, mc_agent_address);

printf("\n%s: Creating new ACL message.\n", mc_agent_name);
message = mc_AclNew();
mc_AclSetPerformative(message, FIPA_INFORM );
mc_AclSetSender(message, mc_agent_name, mc_agent_address);
mc_AclAddReceiver(message, "mobagent1", "http://localhost:5051/acc" );

mc_AclSetProtocol(message, FIPA_PROTOCOL_CONTRACT_NET);
mc_AclSetConversationID(message, "cn1");
mc_AclSetContent(message, "Content from mobagent2" );

printf("%s: sending ACL message...\n");
mc_AclSend(message);
mc_AclDestroy(message);

/* Now wait for a message to come back */
printf("%s: Waiting for a message.\n", mc_agent_name);
message = mc_AclWaitRetrieve(mc_current_agent);

mc_AclGetSender(message, &name, &address);
printf("%s: Received a message from %s.\n", mc_agent_name, name);
printf("\tContent is '%s'.\n", mc_AclGetContent(message));
printf("\tProtocol is '%d'.\n", mc_AclGetProtocol(message));
printf("\tConverationID is '%s'.\n", mc_AclGetConversationID(message));

mc_AclDestroy(message);
return 0;
}

]]>
</AGENT_CODE>
</TASKS>
</AGENT_DATA>
</MOBILE_AGENT>
</MESSAGE>
</MOBILEC_MESSAGE>

```

See Also

MC_AclSetPerformative(), MC_AclSetSender(), MC_AclAddReceiver(),
MC_AclAddReplyTo()

MC_AclSetConversationID()

Synopsis

```
#include <libmc.h>
```

```
int MC_AclSetConversationID(fipa_acl_message_t* acl, const char* id);
```

Purpose

Set the conversation id on an ACL message.

Return Value

Returns 0 on success or non-zero on failure.

Parameters

acl An initialized ACL message.

content Set the conversation id field of an ACL message.

Description

This function sets the “conversation-id” field of an ACL message. The conversation ID is used to differentiate multiple agent conversations which may be happening simultaneously between two agents. For more details, please consult the FIPA specifications at <http://www.fipa.org>.

See Also

MC_AclSetPerformative(), MC_AclSetSender(), MC_AclAddReceiver(),
MC_AclAddReplyTo()

MC_AclSetPerformative()

Synopsis

#include <libmc.h>

int MC_AclSetPerformative(fipa_acl_message_t* acl, enum fipa_performative_e performative);

Purpose

Set the performative on an ACL message.

Return Value

Returns 0 on success or non-zero on failure.

Parameters

acl An initialized ACL message.
performative The FIPA performative you wish the message to contain.

Description

This function is used to set the FIPA ACL performative on an ACL message. The performative may be any valid FIPA performative listed in the table below.

Enumerated Value	FIPA Performative
FIPA_ACCEPT_PROPOSAL	accept-proposal
FIPA_AGREE	agree
FIPA_CANCEL	cancel
FIPA_CALL_FOR_PROPOSAL	call-for-proposal
FIPA_CONFIRM	confirm
FIPA_DISCONFIRM	disconfirm
FIPA_FAILURE	failure
FIPA_INFORM	inform
FIPA_INFORM_IF	inform-if
FIPA_INFORM_REF	inform-ref
FIPA_NOT_UNDERSTOOD	not-understood
FIPA_PROPOGATE	propogate
FIPA_PROPOSE	propose
FIPA_PROXY	proxy
FIPA_QUERY_IF	query-if
FIPA_QUERY_REF	query-ref
FIPA_REFUSE	refuse
FIPA_REJECT_PROPOSAL	reject-proposal
FIPA_REQUEST	request
FIPA_REQUEST_WHEN	request-when
FIPA_REQUEST_WHENEVER	request-whenever
FIPA_SUBSCRIBE	subscribe

Example

```
<!-- File: fipa_test/test2.xml -->
<?xml version="1.0"?>
<!DOCTYPE myMessage SYSTEM "mobilec.dtd">
```

```

<MOBILEC_MESSAGE>
<MESSAGE message="MOBILE_AGENT">
  <MOBILE_AGENT>
    <AGENT_DATA>
      <NAME>mobagent2</NAME>
      <OWNER>IEL</OWNER>
      <HOME>localhost:5050</HOME>
      <TASKS task="1" num="0">
        <TASK num="0" complete="0" server="localhost:5052">
          </TASK>
        <AGENT_CODE>
          <![CDATA[
//#include <stdio.h>
#ifdef _WIN32_
#pragma package "/usr/local/ch/package/chmobilec"
#else
#pragma package "C:\\ch\\package\\chmobilec"
#endif

#include <math.h>
#include <fipa_acl.h>
int main()
{
    fipa_acl_message_t* message;
    char *name, *address;

    printf("\n%s: Arried at %s\n", mc_agent_name, mc_agent_address);

    printf("\n%s: Creating new ACL message.\n", mc_agent_name);
    message = mc_AclNew();
    mc_AclSetPerformative(message, FIPA_INFORM );
    mc_AclSetSender(message, mc_agent_name, mc_agent_address);
    mc_AclAddReceiver(message, "mobagent1", "http://localhost:5051/acc" );

    mc_AclSetProtocol(message, FIPA_PROTOCOL_CONTRACT_NET);
    mc_AclSetConversationID(message, "cn1");
    mc_AclSetContent(message, "Content from mobagent2" );

    printf("%s: sending ACL message...\n");
    mc_AclSend(message);
    mc_AclDestroy(message);

    /* Now wait for a message to come back */
    printf("%s: Waiting for a message.\n", mc_agent_name);
    message = mc_AclWaitRetrieve(mc_current_agent);

    mc_AclGetSender(message, &name, &address);
    printf("%s: Received a message from %s.\n", mc_agent_name, name);
    printf("\tContent is '%s'.\n", mc_AclGetContent(message));
    printf("\tProtocol is '%d'.\n", mc_AclGetProtocol(message));
    printf("\tConverationID is '%s'.\n", mc_AclGetConversationID(message));

    mc_AclDestroy(message);
    return 0;
}
]]>
</AGENT_CODE>
</TASKS>

```

```
</AGENT_DATA>  
</MOBILE_AGENT>  
</MESSAGE>  
</MOBILEC_MESSAGE>
```

See Also

MC_AclSetSender(), MC_AclAddReceiver(), MC_AclAddReplyTo(),
MC_AclSetContent()

MC_AclSetProtocol()

Synopsis

```
#include <libmc.h>
```

```
int MC_AclSetProtocol(fipa_acl_message_t* acl, enum fipa_protocol_e protocol);
```

Purpose

Set the protocol on an ACL message.

Return Value

Returns 0 on success or non-zero on failure.

Parameters

- acl* An initialized ACL message.
- protocol* The FIPA protocol you wish the message to contain.

Description

This function is used to set the FIPA ACL protocol on an ACL message. The protocol may be any valid FIPA protocol listed in the table below. The protocol field is not required to be set for a valid ACL message.

Enumerated Value	FIPA Protocol
FIPA_PROTOCOL_REQUEST	FIPA request protocol.
FIPA_PROTOCOL_QUERY	FIPA query protocol.
FIPA_PROTOCOL_REQUEST_WHEN	FIPA request-when protocol.
FIPA_PROTOCOL_CONTRACT_NET	FIPA contract-net protocol.
FIPA_PROTOCOL_ITERATED_CONTRACT_NET	FIPA iterated-contract-net protocol.
FIPA_PROTOCOL_ENGLISH_AUCTION	FIPA english-auction protocol. Please
FIPA_PROTOCOL_DUTCH_AUCTION	FIPA dutch-auction protocol.
FIPA_PROTOCOL_BROKERING	FIPA brokering protocol.
FIPA_PROTOCOL_RECRUITING	FIPA recruiting protocol.
FIPA_PROTOCOL_SUBSCRIBE	FIPA subscribe protocol.
FIPA_PROTOCOL_PROPOSE	FIPA propose protocol.

refer to the FIPA protocol specifications at <http://www.fipa.org> for more details about each of these protocols.

See Also

MC_AclSetSender(), MC_AclAddReceiver(), MC_AclAddReplyTo(),
MC_AclSetContent()

MC_AclSetSender()

Synopsis

```
#include <libmc.h>
```

```
int MC_AclSetSender(fipa_acl_message_t* acl, const char* name, const char* address );
```

Purpose

Set the sender on an ACL message.

Return Value

Returns 0 on success or non-zero on failure.

Parameters

acl An initialized ACL message.
name Sets the name of the sender.
address Sets the address of the sender.

Description

This function is used to allocate and set the “sender” field of an ACL message. If this function is called more than once on an ACL message, the original data in the “sender” field is overwritten.

Example

```
<!-- File: fipa_test/test2.xml -->

<?xml version="1.0"?>

<!DOCTYPE myMessage SYSTEM "mobilec.dtd">

<MOBILEC_MESSAGE>
  <MESSAGE message="MOBILE_AGENT">
    <MOBILE_AGENT>
      <AGENT_DATA>
        <NAME>mobagent2</NAME>
        <OWNER>IEL</OWNER>
        <HOME>localhost:5050</HOME>
        <TASKS task="1" num="0">
          <TASK num="0" complete="0" server="localhost:5052">
            </TASK>
          <AGENT_CODE>
            <![CDATA[
//#include <stdio.h>
#ifdef _WIN32_
#pragma package "/usr/local/ch/package/chmobilec"
#else
#pragma package "C:\\ch\\package\\chmobilec"
#endif

#include <math.h>
#include <fipa_acl.h>
int main()
{
    fipa_acl_message_t* message;
    char *name, *address;
```

```

printf("\n%s: Arrived at %s\n", mc_agent_name, mc_agent_address);

printf("\n%s: Creating new ACL message.\n", mc_agent_name);
message = mc_AclNew();
mc_AclSetPerformative(message, FIPA_INFORM );
mc_AclSetSender(message, mc_agent_name, mc_agent_address);
mc_AclAddReceiver(message, "mobagent1", "http://localhost:5051/acc" );

mc_AclSetProtocol(message, FIPA_PROTOCOL_CONTRACT_NET);
mc_AclSetConversationID(message, "cn1");
mc_AclSetContent(message, "Content from mobagent2" );

printf("%s: sending ACL message...\n");
mc_AclSend(message);
mc_AclDestroy(message);

/* Now wait for a message to come back */
printf("%s: Waiting for a message.\n", mc_agent_name);
message = mc_AclWaitRetrieve(mc_current_agent);

mc_AclGetSender(message, &name, &address);
printf("%s: Received a message from %s.\n", mc_agent_name, name);
printf("\tContent is '%s'.\n", mc_AclGetContent(message));
printf("\tProtocol is '%d'.\n", mc_AclGetProtocol(message));
printf("\tConverationID is '%s'.\n", mc_AclGetConversationID(message));

mc_AclDestroy(message);
return 0;
}
]]>
</AGENT_CODE>
</TASKS>
</AGENT_DATA>
</MOBILE_AGENT>
</MESSAGE>
</MOBILEC_MESSAGE>

```

See Also

MC_AclSetPerformative(), MC_AclAddReceiver(), MC_AclAddReplyTo(),
MC_AclSetContent()

MC_AclWaitRetrieve()

Synopsis

```
#include <libmc.h>
```

```
fipa_acl_message_t MC_AclWaitRetrieve(MCAgent_t agent);
```

Purpose

Wait until there is a message in an agent's mailbox and retrieve it.

Return Value

An ACL message on success, or NULL on failure. Possible causes for failure include ACL Message parsing errors, as well as spurious condition variable signals.

Parameters

agent An initialized agent.

Description

This function is used to wait for activity on an empty mailbox. If this function is called on an empty mailbox, the function will block indefinitely until a message is posted to the mailbox. Once a message is posted, the function will unblock and return the new message.

Example

```
<!-- File: fipa_test/test1.xml -->

<?xml version="1.0"?>

<!DOCTYPE myMessage SYSTEM "mobilec.dtd">

<MOBILEC_MESSAGE>
  <MESSAGE message="MOBILE_AGENT">
    <MOBILE_AGENT>
      <AGENT_DATA>
        <NAME>mobagent1</NAME>
        <OWNER>IEL</OWNER>
        <HOME>localhost:5050</HOME>
        <TASKS task="1" num="0">
          <TASK num="0" complete="0" server="localhost:5051">
            </TASK>
        </TASKS>
        <AGENT_CODE>
          <![CDATA[
//#include <stdio.h>
#ifdef _WIN32_
#pragma package "/usr/local/ch/package/chmobilec"
#else
#pragma package "C:\\ch\\package\\chmobilec"
#endif

#include <math.h>
#include <fipa_acl.h>
int main()
{
```

```

fipa_acl_message_t* message;
fipa_acl_message_t* reply;

printf("\n%s: Arrived at %s.\n", mc_agent_name, mc_agent_address);

printf("%s: Waiting for a message.\n", mc_agent_name);
message = mc_AclWaitRetrieve(mc_current_agent);

printf("%s: Received a message from %s.\n", mc_agent_name, message->sender->name);
printf("\tContent is '%s'.\n", mc_AclGetContent(message));
printf("\tProtocol is '%d'.\n", mc_AclGetProtocol(message));
printf("\tConverationID is '%s'.\n", mc_AclGetConversationID(message));

printf("%s: Generating a reply message.\n", mc_agent_name);
reply = mc_AclReply(message);
mc_AclSetPerformative(reply, FIPA_INFORM );
mc_AclSetSender(reply, mc_agent_name, mc_agent_address);
mc_AclSetContent(reply, "Reply from mobagent1." );

printf("%s: Sending message...\n", mc_agent_name);
mc_AclSend(reply);

mc_AclDestroy(message);
mc_AclDestroy(reply);
return 0;
}

]]>
</AGENT_CODE>
</TASKS>
</AGENT_DATA>
</MOBILE_AGENT>
</MESSAGE>
</MOBILEC_MESSAGE>

```

See Also

MC_AclNew(), MC_AclPost(), MC_AclReply(), MC_AclSend(),
MC_AclWaitRetrieve()

MC_AgentAddTask()

Synopsis

```
#include <libmc.h>
```

```
int MC_AgentAddTask(MCAgent_t agent, const char* code, const char* return_var_name, const char* server, int persistent );
```

Purpose

This function is used to append a task onto an existing agent.

Return Value

The function returns 0 on success or a non-zero error code on failure.

Parameters

<i>agent</i>	A fully initialized agent handle.
<i>code</i>	The agent C/C++ code.
<i>return_var_name</i>	(optional) The name of the agent's return variable.
<i>server</i>	The name of the destination server to send the agent.
<i>persistent</i>	Whether or not the created agent should be persistent.

Description

This function is used to append a task onto an agent's task list. Multi-task agent may be created by using this function in conjunction with the MC_ComposeAgent* functions.

Example

```
/* File: multi_task_example/client.c */

#include <stdio.h>
#include <libmc.h>

int main()
{
    MCAgency_t agency;
    MCAgencyOptions_t options;
    MCAgent_t agent;
    double *agent_return_value;
    int task_num;
    int local_port=5050;
    int remote_port=5051;

    MC_InitializeAgencyOptions(&options);
    MC_SetThreadOff(&options, MC_THREAD_CP); /* Turn off command prompt */
    agency = MC_Initialize(local_port, &options);

    /* Compose the agent from a task source file */
    agent = MC_ComposeAgentFromFile(
        "mobagent3",          /* Name */
        "localhost:5050",    /* Home - This is the host the agent will return to
                             * when it has finished its tasks. */
        "IEL",               /* Owner */
        "task1.c",           /* Code filename */
        "results_task1",    /* Return Variable Name */
    );
}
```

```

    "localhost:5051",    /* server/destination host */
    0                   /* persistent */
);

/* Add one more task */
MC_AgentAddTaskFromFile(
    agent,              /* Agent handle */
    "task2.c",         /* Task code file name */
    "results_task2",   /* Return Variable Name */
    "localhost:5052",  /* server/destination host */
    0);                /* Persistent */

/* Add the agent */
MC_AddAgent(agency, agent);

/* Wait for return-agent arrival signal */
MC_WaitSignal(agency, MC_RECV_RETURN);

/* Make sure we caught the correct agent */
agent = MC_FindAgentByName(agency, "mobagent3");
if (agent == NULL) {
    fprintf(stderr, "Did not receive correct agent. \n");
    exit(1);
}

task_num = 0; /* Get return value from first task */
agent_return_value = (double*)MC_AgentReturnDataGetSymbolAddr(agent, task_num);
printf("The return value from the first task is %lf\n", *agent_return_value);
task_num++; /* Get the return value from the second (and last) task. */
agent_return_value = (double*)MC_AgentReturnDataGetSymbolAddr(agent, task_num);
printf("The return value from the second task is %lf\n", *agent_return_value);

/* We must reset the signal that we previously caught with the
 * MC_WaitSignal() function with MC_ResetSignal() */
MC_ResetSignal(agency);

MC_End(agency);
return 0;
}

```

See Also

MC_AgentAddTaskFromFile()

MC_AgentAddTaskFromFile()

Synopsis

```
#include <libmc.h>
```

```
int MC_AgentAddTaskFromFile(MCAgent_t agent, const char* filename, const char* return_var_name,  
const char* server, int persistent );
```

Purpose

This function is used to append a task onto an existing agent.

Return Value

The function returns 0 on success or a non-zero error code on failure.

Parameters

<i>agent</i>	A fully initialized agent handle.
<i>filename</i>	A file containing the task C/C++ source code.
<i>return_var_name</i>	(optional) The name of the agent's return variable.
<i>server</i>	The name of the destination server to send the agent.
<i>persistent</i>	Whether or not the created agent should be persistent.

Description

This function is used to append a task onto an agent's task list. Multi-task agent may be created by using this function in conjunction with the MC_ComposeAgent* functions.

Example

```
/* File: multi_task_example/client.c */  
  
#include <stdio.h>  
#include <libmc.h>  
  
int main()  
{  
    MCAgency_t agency;  
    MCAgencyOptions_t options;  
    MCAgent_t agent;  
    double *agent_return_value;  
    int task_num;  
    int local_port=5050;  
    int remote_port=5051;  
  
    MC_InitializeAgencyOptions(&options);  
    MC_SetThreadOff(&options, MC_THREAD_CP); /* Turn off command prompt */  
    agency = MC_Initialize(local_port, &options);  
  
    /* Compose the agent from a task source file */  
    agent = MC_ComposeAgentFromFile(  
        "mobagent3", /* Name */  
        "localhost:5050", /* Home - This is the host the agent will return to  
        * when it has finished its tasks. */  
        "IEL", /* Owner */  
        "task1.c", /* Code filename */  
        "results_task1", /* Return Variable Name */
```

```

    "localhost:5051",    /* server/destination host */
    0                   /* persistent */
);

/* Add one more task */
MC_AgentAddTaskFromFile(
    agent,              /* Agent handle */
    "task2.c",         /* Task code file name */
    "results_task2",   /* Return Variable Name */
    "localhost:5052",  /* server/destination host */
    0);                /* Persistent */

/* Add the agent */
MC_AddAgent(agency, agent);

/* Wait for return-agent arrival signal */
MC_WaitSignal(agency, MC_RECV_RETURN);

/* Make sure we caught the correct agent */
agent = MC_FindAgentByName(agency, "mobagent3");
if (agent == NULL) {
    fprintf(stderr, "Did not receive correct agent. \n");
    exit(1);
}

task_num = 0; /* Get return value from first task */
agent_return_value = (double*)MC_AgentReturnDataGetSymbolAddr(agent, task_num);
printf("The return value from the first task is %lf\n", *agent_return_value);
task_num++; /* Get the return value from the second (and last) task. */
agent_return_value = (double*)MC_AgentReturnDataGetSymbolAddr(agent, task_num);
printf("The return value from the second task is %lf\n", *agent_return_value);

/* We must reset the signal that we previously caught with the
 * MC_WaitSignal() function with MC_ResetSignal() */
MC_ResetSignal(agency);

MC_End(agency);
return 0;
}

```

See Also

MC_AgentAddTask()

MC_AgentReturnArrayDim()

Synopsis

```
#include <libmc.h>
```

```
int MC_AgentReturnArrayDim(MCAgent_t agent, int task_num);
```

Purpose

Get the dimension of an array contained within a return agent.

Return Value

Returns the dimension of the array or -1 on failure.

Parameters

- agent : A return agent.
- task_num : This variable chooses which task within an agent to retrieve the array dimension.

Description

This function finds the array dimension of an array contained within a return agent. An agent may have multiple tasks, each with its own return value. The `task_num` argument chooses which task within an agent to obtain information about.

Example

```
/* File: multi_task_example/client.c */

#include <stdio.h>
#include <libmc.h>

int main()
{
    MCAgency_t agency;
    MCAgencyOptions_t options;
    MCAgent_t agent;
    double *agent_return_value;
    int task_num;
    int local_port=5050;
    int remote_port=5051;

    MC_InitializeAgencyOptions(&options);
    MC_SetThreadOff(&options, MC_THREAD_CP); /* Turn off command prompt */
    agency = MC_Initialize(local_port, &options);

    /* Compose the agent from a task source file */
    agent = MC_ComposeAgentFromFile(
        "mobagent3", /* Name */
        "localhost:5050", /* Home - This is the host the agent will return to
                        * when it has finished its tasks. */
        "IEL", /* Owner */
        "task1.c", /* Code filename */
        "results_task1", /* Return Variable Name */
        "localhost:5051", /* server/destination host */
        0 /* persistent */
    );
}
```

```

    );

/* Add one more task */
MC_AgentAddTaskFromFile(
    agent,          /* Agent handle */
    "task2.c",     /* Task code file name */
    "results_task2", /* Return Variable Name */
    "localhost:5052", /* server/destination host */
    0 );          /* Persistent */

/* Add the agent */
MC_AddAgent(agency, agent);

/* Wait for return-agent arrival signal */
MC_WaitSignal(agency, MC_RECV_RETURN);

/* Make sure we caught the correct agent */
agent = MC_FindAgentByName(agency, "mobagent3");
if (agent == NULL) {
    fprintf(stderr, "Did not receive correct agent. \n");
    exit(1);
}

task_num = 0; /* Get return value from first task */
agent_return_value = (double*)MC_AgentReturnDataGetSymbolAddr(agent, task_num);
printf("The return value from the first task is %lf\n", *agent_return_value);
task_num++; /* Get the return value from the second (and last) task. */
agent_return_value = (double*)MC_AgentReturnDataGetSymbolAddr(agent, task_num);
printf("The return value from the second task is %lf\n", *agent_return_value);

/* We must reset the signal that we previously caught with the
 * MC_WaitSignal() function with MC_ResetSignal() */
MC_ResetSignal(agency);

MC_End(agency);
return 0;
}

```

See Also

MC_AgentReturnArrayExtent(), MC_AgentReturnArrayNum()

MC_AgentReturnArrayExtent()

Synopsis

```
#include <libmc.h>
```

```
int MC_AgentReturnArrayExtent(MCAgent_t agent, int task_num, int index);
```

Purpose

Get the extent of a dimension of an array contained within a return agent.

Return Value

Returns the extent of the dimension of the array and index `index`, or -1 on failure.

Parameters

- `agent` : A return agent.
- `task_num` : This variable chooses which task within an agent to retrieve the array dimension.
- `index` : The index of the array dimension to retrieve.

Description

This function is used to retrieve the extent of a single dimension of an array held by a returning agent. The `index` argument must be smaller than the dimension of the array.

Example

Please see the example for `MC_AgentReturnArrayDim()` on page 119.

See Also

`MC_AgentReturnArrayDim()`, `MC_AgentReturnArrayNum()`

MC_AgentReturnArrayNum()

Synopsis

```
#include <libmc.h>
```

```
int MC_AgentReturnArrayNum(MCAgent_t agent, int task_num);
```

Purpose

Get the total number of elements in an array returned by a returning agent.

Return Value

Returns the total number of elements in the array, or -1 on failure.

Parameters

- `agent` : A return agent.
- `task_num` : This variable chooses which task within an agent to retrieve the number of array elements.

Description

This function is used to find the total number of elements of a returned array. For example, if a 3 by 4 two-dimensional array is returned, this function will report that there are 12 elements in the array.

Example

Please see the example for `MC_AgentReturnArrayDim()` on page 119.

See Also

`MC_AgentReturnArrayDim()`, `MC_AgentReturnArrayExtent()`

MC_AgentReturnDataGetSymbolAddr()

Synopsis

```
#include <libmc.h>
```

```
const void* MC_AgentReturnDataGetSymbolAddr(MCAgent_t agent, int task_num);
```

Purpose

Get a pointer to the array contained within a return agent.

Return Value

Returns a valid pointer or NULL on failure.

Parameters

- `agent` : A return agent.
- `task_num` : This variable chooses which task within an agent to retrieve the array.

Description

This function retrieves a pointer to the first element of an array returned by a returning agent.

Example

Please see the example for `MC_AgentReturnArrayDim()` on page 119.

See Also

`MC_AgentReturnArrayDim()`, `MC_AgentReturnArrayExtent()`, `MC_AgentReturnArrayNum()`,
`MC_AgentReturnDataSize()`, `MC_AgentReturnDataType()`,

MC_AgentReturnDataSize()

Synopsis

```
#include <libmc.h>
```

```
size_t MC_AgentReturnDataSize(MCAgent_t agent, int task_num);
```

Purpose

Get the size of the datatype of an array returned by a returning agent.

Return Value

Returns a positive value of -1 on failure.

Parameters

- `agent` : A return agent.
- `task_num` : This variable chooses which task within an agent to retrieve the datasize.

Description

This function retrieves the size of the datatype of an array. In other words, it is the size in bytes of a single element of the array.

Example

Please see the example for `MC_AgentReturnArrayDim()` on page 119.

See Also

`MC_AgentReturnArrayDim()`, `MC_AgentReturnArrayExtent()`, `MC_AgentReturnArrayNum()`,
`MC_AgentReturnDataGetSymbolAddr()`, `MC_AgentReturnDataType()`,

MC_AgentReturnDataType()

Synopsis

```
#include <libmc.h>
```

```
ChType_t MC_AgentReturnDataType(MCAgent_t agent, int task_num);
```

Purpose

Get the data type of an array returned by a returning agent.

Return Value

Returns a positive value or -1 on failure.

Parameters

- `agent` : A return agent.
- `task_num` : This variable chooses which task within an agent to retrieve the data size.

Description

This function returns the Ch datatype of an agent's return variable. The `ChType_t` type is defined in "ch.h" header file, typically located in the `<CHHOME>/extern/include` directory.

Example

Please see the example for `MC_AgentReturnArrayDim()` on page 119.

See Also

`MC_AgentReturnArrayDim()`, `MC_AgentReturnArrayExtent()`, `MC_AgentReturnArrayNum()`, `MC_AgentReturnDataGetSymbolAddr()`, `MC_AgentReturnDataSize()`,

MC_AgentReturnIsArray()

Synopsis

```
#include <libmc.h>
```

```
int MC_AgentReturnIsArray(MCAgent_t agent, int task_num);
```

Purpose

Determine whether an agent's return value is an array or not.

Return Value

Returns 1 if it is an array, 0 if it is not array, or -1 on failure, such as if there is no return data..

Parameters

- agent : A return agent.
- task_num : A task number.

Description

This function is used to determine if a return variable is an array or just a scalar value.

Example

Please see the example for MC_AgentReturnArrayDim() on page 119.

See Also

MC_AgentReturnArrayExtent(), MC_AgentReturnArrayNum()

MC_AddAgent()

Synopsis

```
#include <libmc.h>
```

```
int MC_AddAgent(MCAgency_t agency, MCAgent_t agent);
```

Purpose

Add a mobile agent into an agency.

Return Value

The function returns 0 on success and non-zero otherwise.

Parameters

agency An initialized agency handle to add an agent to.

agent An initialized mobile agent.

Description

This function adds a mobile agent to an already running agency.

Example

```
#include <libmc.h>
#include <stdio.h>
#ifdef _WIN32
#include <windows.h>
#else
#include <unistd.h>
#endif
int main()
{
    MCAgency_t agency1;
    MCAgency_t agency2;
    MCAgencyOptions_t options;
    int i;
    int port1 = 5051;
    int port2 = 5052;

    MCAgent_t agent;
    MCAgent_t agent_copy;

    MC_InitializeAgencyOptions(&options);

    /* We want _all_ the threads on: EXCEPT, the command prompt thread */
    for (i = 0; i < MC_THREAD_ALL; i++) {
        MC_SetThreadOn(&options, i);
    }
    MC_SetThreadOff(&options, MC_THREAD_CP); /* Turn off command prompt */

    agency1 = MC_Initialize(
        port1,
        &options);
    agency2 = MC_Initialize(
        port2,
```

```
    &options);

while(1) {
    agent = MC_WaitRetrieveAgent(agency1);
    MC_CopyAgent(&agent_copy, agent);
    MC_SetAgentStatus(agent_copy, MC_WAIT_CH);
    MC_AddAgent(agency2, agent_copy);
    MC_ResetSignal(agency1);
}

return 0;
}
```

See Also

MC_AddStationaryAgent()

Synopsis

```
#include <libmc.h>
```

```
int MC_AddStationaryAgent(MCAgency_t agency, void* (*agent_thread)(struct agent_thread_arg_s*),  
MCAgent_t agent);
```

Purpose

Add a stationary binary-thread agent into an agency.

Return Value

The function returns 0 on success and non-zero otherwise.

Parameters

- agency* An initialized agency handle to add an agent to.
- agent_thread* A C function to act as a local, stationary, binary agent.
- agent_args* Additional data to be provided to a stationary agent. This argument may be retrieved from within the agent using the function call `MC_AgentInfo_GetAgentArg()`.

Description

The `agent_thread` function is executed in its own thread and treated as an agent. The stationary binary agent has access to all the standard Foundation for Intelligent Physical Agents Agent Communication Language (FIPA ACL) API. More information regarding FIPA ACL messages are located in chapter 7 of this document.

The return value of the `agent_thread` function is currently ignored by Mobile-C, and it is recommended that all stationary agent threads return `NULL` upon completion.

Additional data may be provided to the agent thread by using the `agent_args` argument in the function call. This argument may be retrieved by the agent function by using the function `MC_AgentInfo_GetAgentArgs()`.

Example

```
/* File: stationary_agent_communication/server.c */  
  
#include <stdio.h>  
#include <libmc.h>  
#include <fipa_acl.h>  
  
void* stationary_agent_func(stationary_agent_info_t* stationary_agent_info)  
{  
    /* Wait for and receive a message */  
    fipa_acl_message_t* acl_message;  
    fipa_acl_message_t* reply_message;  
  
    printf("Stationary agent online.\n");  
    printf("Stationary agent waiting for ACL message...\n");  
    acl_message = MC_AclWaitRetrieve(MC_AgentInfo_GetAgent(stationary_agent_info));  
    if (acl_message != NULL) {  
        printf("Received an ACL message.\n");  
        printf("ACL message content is \"%s\"\n",  
            MC_AclGetContent(acl_message));  
        printf("Composing a reply to the message...\n");  
        reply_message = MC_AclReply(acl_message);  
    }  
}
```

```

    MC_AclSetPerformative(reply_message, FIPA_INFORM);
    MC_AclSetSender(reply_message, "agent1", "http://localhost:5051/acc");
    MC_AclSetContent(reply_message, "Hello to you too, agent2!");
    MC_AclSend(
        MC_AgentInfo_GetAgency(stationary_agent_info),
        reply_message);
} else {
    printf("Error retrieving ACL message\n");
}
return NULL;
}

int main()
{
    MCAgency_t agency;
    MCAgencyOptions_t options;
    int local_port = 5051;

    MC_InitializeAgencyOptions(&options);
    /* If the following line is uncommented, the command prompt
    * will be disabled. */
    MC_SetThreadOff(&options, MC_THREAD_CP);

    agency = MC_Initialize(local_port, &options);

    MC_AddStationaryAgent(agency, stationary_agent_func, "agent1", NULL);

    MC_MainLoop(agency);

    MC_End(agency);
    return 0;
}

```

See Also

MC_Barrier()

Synopsis

```
#include <libmc.h>
```

```
int MC_Barrier(MCAgency_t agency, int id);
```

Purpose

This function blocks the calling thread until all registered threads and agents have been blocked.

Return Value

This function returns 0 on success, or non-zero if the id could not be found.

Parameters

agency The agency in which to find the barrier to lock.
id The id of the barrier to wait on.

Description

This function is used to synchronize a number of agents and threads. Each barrier is initialized so that it will block the execution of threads and agents until a predetermined number of threads or agents have activated the barrier, at which point all blocked threads and agents will be released simultaneously.

Example

Please see the example located at the directory `mobilec/demos/mc_barrier_example/`.

See Also

MC_BarrierDelete(), MC_BarrierInit().

MC_BarrierDelete()

Synopsis

```
#include <libmc.h>
```

```
int MC_BarrierDelete(MCAgency_t agency, int id);
```

Purpose

This function deletes a previously initialized Mobile-C Barrier variable.

Return Value

This function returns 0 on success, or non-zero if the id could not be found.

Parameters

agency The agency in which to find the barrier to delete.
id The id of the barrier to delete.

Description

This function deletes a previously initialized variable. Care should be taken when calling this function. If there are any agents or threads blocked by a barrier that is deleted, they may remain blocked forever.

Example

Please see the example located at the directory `mobilec/demos/mc_barrier_example/` .

See Also

MC_Barrier(), MC_BarrierInit().

MC_BarrierInit()

Synopsis

```
#include <libmc.h>
```

```
int MC_BarrierInit(MCAgency_t agency, int id, int num_procs);
```

Purpose

This function initializes a Mobile-C Barrier variable for usage.

Return Value

This function returns 0 on success, or non-zero if the id could not be found.

Parameters

<i>agency</i>	The agency in which initialized the barrier.
<i>id</i>	The id of the barrier.
<i>num_procs</i>	The number of threads or agents the barrier will block before continuing.

Description

This function is used to initialize Mobile-C Barrier variables for usage by the `MC_Barrier()` function.

Example

Please see the example located at the directory `mobilec/demos/mc_barrier_example/`.

See Also

`MC_Barrier()`, `MC_BarrierDelete()`.

MC_CallAgentFunc()

Synopsis

```
#include <libmc.h>
```

```
int MC_CallAgentFunc(MCAgent_t agent, const char* funcName, void* returnVal, ...);
```

Purpose

This function is used to call a function that is defined in an agent.

Return Value

This function returns 0 on success, or a non-zero error code on failure.

Parameters

<i>agent</i>	The agent in which to call a function.
<i>funcName</i>	The function to call.
<i>returnVal</i>	(Output) The return value of the agent function.
...	Arguments to pass to the function.

Description

This function enables a program to treat agents as libraries of functions. Thus, an agent may provide a library of functions that may be called from binary space with this function, or from another agent by the agent-space version of this function.

Example

```
#include <libmc.h>
#include <embedch.h>
#include <stdio.h>

int main()
{
    MCAgency_t agency;
    MCAgent_t agent;
    ChInterp_t interp;
    int retval;
    MCAgencyOptions_t options;
    int local_port=5051;

    MC_InitializeAgencyOptions(&options);
    MC_SetThreadOff(&options, MC_THREAD_CP); /* Turn off command prompt */

    /* Init the agency */
    agency = MC_Initialize(
        local_port,
        &options);

    printf("Please press 'enter' once the sample agent has arrived.\n");
    getchar();
    agent = MC_FindAgentByName(agency, "mobagent1");
    if (agent == NULL) {
        printf("Could not find agent!\n");
        exit(0);
    }
}
```



```

}
/* The following execution of code may be performed two different
ways: The first way, which is commented out in this example,
involves retrieving the agent's interpreter with
MC_GetAgentExecEngine() and using the Embedded Ch api to call
the function. The second method involves using the Mobile-C
api to call the function. Both of these methods used here produce
identical results. */
MC_CallAgentFunc(
    agent,
    "hello",
    &retval,
    2, /* Num Arguments */
    5,
    7 );

printf("Value of %d was returned.\n", retval);

MC_End(agency);
return 0;
}

```

See Also

MC_CallAgentFuncVar()

MC_CallAgentFuncV()

Synopsis

```
#include <libmc.h>
```

```
int MC_CallAgentFuncV(MCAgent_t agent, const char* funcName, void* returnVal, va_list ap);
```

Purpose

This function is used to call a function that is defined in an agent.

Return Value

This function returns 0 on success, or a non-zero error code on failure.

Parameters

agent The agent in which to call a function.
funcName The function to call.
returnVal (Output) The return value of the agent function.
ap A C variable argument list to pass to the function.

Description

This function enables a program to treat agents as libraries of functions. Thus, an agent may provide a library of functions that may be called from binary space with this function, or from another agent by the agent-space version of this function.

Example

```
#include <libmc.h>
#include <embedch.h>
#include <stdio.h>

int main()
{
    MCAgency_t agency;
    MCAgent_t agent;
    ChInterp_t interp;
    int retval;
    MCAgencyOptions_t options;
    int local_port=5051;

    MC_InitializeAgencyOptions(&options);
    MC_SetThreadOff(&options, MC_THREAD_CP); /* Turn off command prompt */

    /* Init the agency */
    agency = MC_Initialize(
        local_port,
        &options);

    printf("Please press 'enter' once the sample agent has arrived.\n");
    getchar();
    agent = MC_FindAgentByName(agency, "mobagent1");
    if (agent == NULL) {
        printf("Could not find agent!\n");
        exit(0);
    }
}
```

```

}
/* The following execution of code may be performed two different
ways: The first way, which is commented out in this example,
involves retrieving the agent's interpreter with
MC_GetAgentExecEngine() and using the Embedded Ch api to call
the function. The second method involves using the Mobile-C
api to call the function. Both of these methods used here produce
identical results. */
MC_CallAgentFunc(
    agent,
    "hello",
    &retval,
    2, /* Num Arguments */
    5,
    7 );

printf("Value of %d was returned.\n", retval);

MC_End(agency);
return 0;
}

```

See Also

MC_CallAgentFuncVar()

MC_CallAgentFuncVar()

Synopsis

```
#include <libmc.h>
```

```
int MC_CallAgentFunc(MCAgent_t agent, const char* funcName, void* returnVal, void* varg);
```

Purpose

This function is used to call a function that is defined in an agent.

Return Value

This function returns 0 on success, or a non-zero error code on failure.

Parameters

<i>agent</i>	The agent in which to call a function.
<i>funcName</i>	The function to call.
<i>returnVal</i>	(Output) The return value of the agent function.
<i>varg</i>	An argument to pass to the function.

Description

This function enables a program to treat agents as libraries of functions. Thus, an agent may provide a library of functions that may be called from binary space with this function, or from another agent by the agent-space version of this function.

Example

```
#include <libmc.h>
#include <embedch.h>
#include <stdio.h>

int main()
{
    MCAgency_t agency;
    MCAgent_t agent;
    ChInterp_t interp;
    int retval;
    MCAgencyOptions_t options;
    int local_port=5051;

    MC_InitializeAgencyOptions(&options);
    MC_SetThreadOff(&options, MC_THREAD_CP); /* Turn off command prompt */

    /* Init the agency */
    agency = MC_Initialize(
        local_port,
        &options);

    printf("Please press 'enter' once the sample agent has arrived.\n");
    getchar();
    agent = MC_FindAgentByName(agency, "mobagent1");
    if (agent == NULL) {
        printf("Could not find agent!\n");
        exit(0);
    }
}
```

```

}
/* The following execution of code may be performed two different
ways: The first way, which is commented out in this example,
involves retrieving the agent's interpreter with
MC_GetAgentExecEngine() and using the Embedded Ch api to call
the function. The second method involves using the Mobile-C
api to call the function. Both of these methods used here produce
identical results. */
MC_CallAgentFunc(
    agent,
    "hello",
    &retval,
    2, /* Num Arguments */
    5,
    7 );

printf("Value of %d was returned.\n", retval);

MC_End(agency);
return 0;
}

```

See Also

MC_CallAgentFunc()

MC_ChInitializeOptions()

Synopsis

```
#include <libmc.h>
```

```
int MC_ChInitializeOptions(MCAgency_t agency, ChOptions_t *options);
```

Purpose

Set the initialization options for a Ch to be used as one AEE in an agency.

Return Value

The function returns 0 on success and non-zero otherwise.

Parameters

agency A Mobile-C Agency.

options Options for setting a Ch to be used as one AEE in an agency. **ChOptions_t** is defined as a structure as the following:

```
typedef struct ChOptions{
    int shelltype;    // shell type
    char *chhome;    // Embedded Ch home directory
} ChOptions_t;
```

Description

This function sets up a Ch for executing the mobile agent code. The Ch shell type and the startup file to be used are indicated in the argument *options*. If this function is not called, the default value for ChOptions will be used to start up a Ch for running the mobile agent code.

Example

```
#include <libmc.h>
#include <string.h>
#include <embedch.h>
int main() {
    MCAgency_t agency;
    int local_port = 5130;

    /*****
     * A typical home directory of Embedded Ch on Windows would be
     * like "C:/Program Files/Company Name/program/embedch". We used
     * "C:/Ch/toolkit/embedch" for testing purposes.
     *****/
    char embedchhome[] = "C:/Ch/toolkit/embedch";
    ChOptions_t* ch_options;

    MCAgencyOptions_t mc_options;

    MC_InitializeAgencyOptions(&mc_options);

    ch_options = (ChOptions_t*)malloc(sizeof(ChOptions_t));
```

```
ch_options->shelltype = CH_REGULARCH;
ch_options->chhome = malloc(strlen(embedchhome)+1);
strcpy(ch_options->chhome, embedchhome);

mc_options.ch_options = ch_options;

agency = MC_Initialize(local_port, &mc_options);

if(MC_MainLoop(agency) != 0) {
    MC_End(agency);
    return -1;
}

return 0;
}
```

See Also

MC_ComposeAgent()

Synopsis

```
#include <libmc.h>
```

```
MCAgent_t MC_ComposeAgent(const char* name, const char* home, const char* owner, const char* code, const char* return_var_name, const char* server, int persistent );
```

Purpose

This function is used to compose an agent from source code.

Return Value

The function returns a valid agent on success and NULL otherwise.

Parameters

<i>name</i>	The name to assign to the new agent.
<i>home</i>	The home of the new agent.
<i>owner</i>	The owner of the new agent.
<i>code</i>	The agent C/C++ code.
<i>return_var_name</i>	(optional) The name of the agent's return variable.
<i>server</i>	The name of the destination server to send the agent.
<i>persistent</i>	Whether or not the created agent should be persistent.

Description

This function is used to create an agent C/C++ source code.

Example

```
#include <stdio.h>
#include <string.h>
#include <libmc.h>

MCAgent_t makeAgent(int local_port, char* filename, char* agentName)
{
    MCAgent_t agent;
    char code[20000]={0};
    char address[100];
    FILE* fptr;

    fptr = fopen(filename,"r");
    fread(code, 1, 20000, fptr);
    fclose(fptr);

    sprintf(address, "monkey.engr.ucdavis.edu:%d", local_port);

    agent = MC_ComposeAgent(agentName, address,
        "monkey.engr.ucdavis.edu", code, NULL, address, 0);
    return agent;
}

int main(int argc, char** argv) {
    MCAgency_t agency;
    MCAgent_t agent;
    MCAgencyOptions_t options;
```



```

int local_port = 5050;

if(argc == 2) local_port = atoi(argv[1]);
MC_InitializeAgencyOptions(&options);
MC_SetThreadOff(&options, MC_THREAD_CP); /* Turn off command prompt */
agency = MC_Initialize(local_port, &options);

printf("\n---- FIPA COMM TEST ----\n\n");

agent = makeAgent(local_port, "listener.c", "listener");
MC_AddAgent(agency, agent);

if(MC_MainLoop(agency) != 0) {
    MC_End(agency);
    return -1;
}

return 0;
}

```

See Also

MC_ComposeAgents(), MC_ComposeAgentFromFile()

MC_ComposeAgentS() [Deprecated]

Synopsis

```
#include <libmc.h>
```

```
MCAgent_t MC_ComposeAgentS(const char* name, const char* home, const char* owner, const char* code, const char* return_var_name, const char* server, int persistent, const char* workgroup_code);
```

Purpose

This function is used to compose an agent from source code.

Return Value

The function returns a valid agent on success and NULL otherwise.

Parameters

<i>name</i>	The name to assign to the new agent.
<i>home</i>	The home of the new agent.
<i>owner</i>	The owner of the new agent.
<i>code</i>	The agent C/C++ code.
<i>return_var_name</i>	(optional) The name of the agent's return variable.
<i>server</i>	The name of the destination server to send the agent.
<i>persistent</i>	Whether or not the created agent should be persistent.
<i>workgroup_code</i>	(optional) The workgroup code of the agent. Only agents with matching workgroup codes are allowed to interact with each other.

Description

This function is used to create an agent C/C++ source code. Please note that this function is deprecated. Please use the `MC_ComposeAgentWithWorkgroup()` function instead.

Example

```
#include <stdio.h>
#include <string.h>
#include <libmc.h>

MCAgent_t makeAgent(int local_port, char* filename, char* agentName)
{
    MCAgent_t agent;
    char code[20000]={0};
    char address[100];
    FILE* fptr;

    fptr = fopen(filename,"r");
    fread(code, 1, 20000, fptr);
    fclose(fptr);

    sprintf(address, "monkey.engr.ucdavis.edu:%d", local_port);

    agent = MC_ComposeAgent(agentName, address,
        "monkey.engr.ucdavis.edu", code, NULL, address, 0);
    return agent;
}
```

```

int main(int argc, char** argv) {
    MCAgency_t agency;
    MCAgent_t agent;
    MCAgencyOptions_t options;
    int local_port = 5050;

    if(argc == 2) local_port = atoi(argv[1]);
    MC_InitializeAgencyOptions(&options);
    MC_SetThreadOff(&options, MC_THREAD_CP); /* Turn off command prompt */
    agency = MC_Initialize(local_port, &options);

    printf("\n---- FIPA COMM TEST ----\n\n");

    agent = makeAgent(local_port, "listener.c", "listener");
    MC_AddAgent(agency, agent);

    if(MC_MainLoop(agency) != 0) {
        MC_End(agency);
        return -1;
    }

    return 0;
}

```

See Also

MC_ComposeAgent(), MC_ComposeAgentFromFile()

MC_ComposeAgentWithWorkgroup()

Synopsis

```
#include <libmc.h>
```

```
MCAgent_t MC_ComposeAgentWithWorkgroup(const char* name, const char* home, const char* owner, const char* code, const char* return_var_name, const char* server, int persistent, const char* workgroup_code );
```

Purpose

This function is used to compose an agent from source code.

Return Value

The function returns a valid agent on success and NULL otherwise.

Parameters

<i>name</i>	The name to assign to the new agent.
<i>home</i>	The home of the new agent.
<i>owner</i>	The owner of the new agent.
<i>code</i>	The agent C/C++ code.
<i>return_var_name</i>	(optional) The name of the agent's return variable.
<i>server</i>	The name of the destination server to send the agent.
<i>persistent</i>	Whether or not the created agent should be persistent.
<i>workgroup_code</i>	(optional) The workgroup code of the agent. Only agents with matching workgroup codes are allowed to interact with each other.

Description

This function is used to create an agent C/C++ source code.

Example

```
#include <stdio.h>
#include <string.h>
#include <libmc.h>

MCAgent_t makeAgent(int local_port, char* filename, char* agentName)
{
    MCAgent_t agent;
    char code[20000]={0};
    char address[100];
    FILE* fptr;

    fptr = fopen(filename,"r");
    fread(code, 1, 20000, fptr);
    fclose(fptr);

    sprintf(address, "monkey.engr.ucdavis.edu:%d", local_port);

    agent = MC_ComposeAgent(agentName, address,
        "monkey.engr.ucdavis.edu", code, NULL, address, 0);
    return agent;
}
```

```

int main(int argc, char** argv) {
    MCAgency_t agency;
    MCAgent_t agent;
    MCAgencyOptions_t options;
    int local_port = 5050;

    if(argc == 2) local_port = atoi(argv[1]);
    MC_InitializeAgencyOptions(&options);
    MC_SetThreadOff(&options, MC_THREAD_CP); /* Turn off command prompt */
    agency = MC_Initialize(local_port, &options);

    printf("\n---- FIPA COMM TEST ----\n\n");

    agent = makeAgent(local_port, "listener.c", "listener");
    MC_AddAgent(agency, agent);

    if(MC_MainLoop(agency) != 0) {
        MC_End(agency);
        return -1;
    }

    return 0;
}

```

See Also

MC_ComposeAgent(), MC_ComposeAgentFromFile()

MC_ComposeAgentFromFile()

Synopsis

```
#include <libmc.h>
```

```
MCAgent_t MC_ComposeAgentFromFile(const char* name, const char* home, const char* owner,  
const char* filename, const char* return_var_name, const char* server, int persistent );
```

Purpose

This function is used to compose an agent from a source code file.

Return Value

The function returns a valid agent on success and NULL otherwise.

Parameters

<i>name</i>	The name to assign to the new agent.
<i>home</i>	The home of the new agent.
<i>owner</i>	The owner of the new agent.
<i>filename</i>	The file name containing agent C/C++ code.
<i>return_var_name</i>	(optional) The name of the agent's return variable.
<i>server</i>	The name of the destination server to send the agent.
<i>persistent</i>	Whether or not the created agent should be persistent.

Description

This function is used to create an agent C/C++ source code.

Example

```
#include <stdio.h>
#include <string.h>
#include <libmc.h>

int main(int argc, char** argv) {
    MCAgency_t agency;
    MCAgent_t agent;
    MCAgencyOptions_t options;
    int local_port = 8866;

    MC_InitializeAgencyOptions(&options);
    MC_SetThreadOff(&options, MC_THREAD_CP); /* Turn off command prompt */
    agency = MC_Initialize(local_port, &options);

    printf("\n---- FIPA COMM TEST ----\n\n");

    printf("Loading listener agent\n");
    agent = MC_ComposeAgentFromFile(
        "listen",
        "127.0.0.1:8866",
        "localhost",
        "agents/listener.c",
        NULL,
        "127.0.0.1:8866",
        0);
    MC_AddAgent(agency, agent);
```

```

#ifdef _WIN32
    sleep(1);
#else
    Sleep(1000);
#endif

printf("\nLoading talker agent\n");
agent = MC_ComposeAgentFromFile(
    "talk",
    "127.0.0.1:8866",
    "localhost",
    "agents/talker.c",
    NULL,
    "127.0.0.1:8866",
    0);
MC_AddAgent (agency, agent);

if(MC_MainLoop (agency) != 0) {
    MC_End (agency);
    return -1;
}

return 0;
}

```

See Also

MC_ComposeAgentFromFileS (), MC_ComposeAgent ()

MC_ComposeAgentFromFileS() [Deprecated]

Synopsis

```
#include <libmc.h>
```

```
MCAgent_t MC_ComposeAgentFromFileS(const char* name, const char* home, const char* owner,
const char* filename, const char* return_var_name, const char* server, int persistent, const char*
workgroup_code );
```

Purpose

This function is used to compose an agent from a source code file.

Return Value

The function returns a valid agent on success and NULL otherwise.

Parameters

<i>name</i>	The name to assign to the new agent.
<i>home</i>	The home of the new agent.
<i>owner</i>	The owner of the new agent.
<i>filename</i>	The file name containing agent C/C++ code.
<i>return_var_name</i>	(optional) The name of the agent's return variable.
<i>server</i>	The name of the destination server to send the agent.
<i>persistent</i>	Whether or not the created agent should be persistent.
<i>workgroup_code</i>	(optional) The workgroup code of the agent. Only agents with matching workgroup codes are allowed to interact with each other.

Description

This function is used to create an agent C/C++ source code. Please note that this function is deprecated. Please use the `MC_ComposeAgentFromFileWithWorkgroup()` function instead.

Example

```
#include <stdio.h>
#include <string.h>
#include <libmc.h>

int main(int argc, char** argv) {
    MCAgency_t agency;
    MCAgent_t agent;
    MCAgencyOptions_t options;
    int local_port = 8866;

    MC_InitializeAgencyOptions(&options);
    MC_SetThreadOff(&options, MC_THREAD_CP); /* Turn off command prompt */
    agency = MC_Initialize(local_port, &options);

    printf("\n---- FIPA COMM TEST ----\n\n");

    printf("Loading listener agent\n");
    agent = MC_ComposeAgentFromFile(
        "listen",
        "127.0.0.1:8866",
        "localhost",
```



```

        "agents/listener.c",
        NULL,
        "127.0.0.1:8866",
        0);
    MC_AddAgent (agency, agent);

#ifdef _WIN32
    sleep(1);
#else
    Sleep(1000);
#endif

    printf("\nLoading talker agent\n");
    agent = MC_ComposeAgentFromFile(
        "talk",
        "127.0.0.1:8866",
        "localhost",
        "agents/talker.c",
        NULL,
        "127.0.0.1:8866",
        0);
    MC_AddAgent (agency, agent);

    if(MC_MainLoop (agency) != 0) {
        MC_End (agency);
        return -1;
    }

    return 0;
}

```

See Also

MC_ComposeAgentFromFile (), MC_ComposeAgent ()

MC_ComposeAgentFromFileWithWorkgroup()

Synopsis

```
#include <libmc.h>
```

```
MCAgent_t MC_ComposeAgentFromFileWithWorkgroup(const char* name, const char* home, const char* owner, const char* filename, const char* return_var_name, const char* server, int persistent, const char* workgroup_code );
```

Purpose

This function is used to compose an agent from a source code file.

Return Value

The function returns a valid agent on success and NULL otherwise.

Parameters

<i>name</i>	The name to assign to the new agent.
<i>home</i>	The home of the new agent.
<i>owner</i>	The owner of the new agent.
<i>filename</i>	The file name containing agent C/C++ code.
<i>return_var_name</i>	(optional) The name of the agent's return variable.
<i>server</i>	The name of the destination server to send the agent.
<i>persistent</i>	Whether or not the created agent should be persistent.
<i>workgroup_code</i>	(optional) The workgroup code of the agent. Only agents with matching workgroup codes are allowed to interact with each other.

Description

This function is used to create an agent C/C++ source code.

Example

```
#include <stdio.h>
#include <string.h>
#include <libmc.h>

int main(int argc, char** argv) {
    MCAgency_t agency;
    MCAgent_t agent;
    MCAgencyOptions_t options;
    int local_port = 8866;

    MC_InitializeAgencyOptions(&options);
    MC_SetThreadOff(&options, MC_THREAD_CP); /* Turn off command prompt */
    agency = MC_Initialize(local_port, &options);

    printf("\n---- FIPA COMM TEST ----\n\n");

    printf("Loading listener agent\n");
    agent = MC_ComposeAgentFromFile(
        "listen",
        "127.0.0.1:8866",
        "localhost",
        "agents/listener.c",
```

```

        NULL,
        "127.0.0.1:8866",
        0);
MC_AddAgent (agency, agent);

#ifdef _WIN32
    sleep(1);
#else
    Sleep(1000);
#endif

    printf("\nLoading talker agent\n");
    agent = MC_ComposeAgentFromFile(
        "talk",
        "127.0.0.1:8866",
        "localhost",
        "agents/talker.c",
        NULL,
        "127.0.0.1:8866",
        0);
    MC_AddAgent (agency, agent);

    if(MC_MainLoop (agency) != 0) {
        MC_End (agency);
        return -1;
    }

    return 0;
}

```

See Also

MC_ComposeAgentFromFile(), MC_ComposeAgent ()

MC_CondBroadcast()

Synopsis

```
#include <libmc.h>
```

```
int MC_CondBroadcast(MCAgency_t agency, int id);
```

Purpose

Signal all mobile agents and threads which are waiting on a condition variable.

Return Value

This function returns 0 if the condition variable is successfully found and signalled. It returns non-zero if the condition variable was not found.

Parameters

agency A Mobile-C agency handle.

id The id of the condition variable to signal.

Description

This function is used to signal all other mobile agents and threads that are waiting on a Mobile-C condition variable. The function that calls **MC_CondBroadcast()** must know beforehand the id of the condition variable which a mobile agent might be waiting on.

Example

Please see Program 25 on page 59 and Program 29 on page 63 in Chapter 11.

See Also

MC_CondDelete(), MC_CondInit(), MC_CondSignal().

MC_CondReset()

Synopsis

```
#include <libmc.h>
```

```
int MC_CondReset(MCAgency_t agency, int id);
```

Purpose

Reset's a Mobile-C condition variable so that it may be used with MC_CondWait() again.

Return Value

This function returns 0 upon success or non-zero if the condition variable was not found.

Parameters

agency A Mobile-C agency.

id The id of the condition variable to signal.

Description

This function reset's a Mobile-C condition variable, setting it back to unsignalled status.

Example

Please see Program 30 on page 64 in Chapter 11.

See Also

MC_CondDelete(),

MC_CondInit(),

MC_CondSignal(),

MC_CondReset().

MC_CondSignal()

Synopsis

```
#include <libmc.h>
int MC_CondSignal(int id);
```

Purpose

Signal another mobile agent which is waiting on a condition variable.

Return Value

This function returns 0 if the condition variable is successfully found and signalled. It returns non-zero if the condition variable was not found.

Parameters

id The id of the condition variable to signal.

Description

This function is used to signal another mobile agent or thread that is waiting on a Mobile-C condition variable. The function that calls **MC_CondBroadcast()** must know beforehand the id of the condition variable which a mobile agent might be waiting on.

Example

Please see Program 25 on page 59 and Program 29 on page 63 in Chapter 11.

See Also

MC_CondDelete(), MC_CondInit(), MC_CondBroadcast().

MC_CondWait()

Synopsis

```
#include <libmc.h>
```

```
int MC_CondWait(MCAgency_t agency, int id);
```

Purpose

Cause the calling mobile agent or thread to wait on a Mobile-C condition variable with the id specified by the argument.

Return Value

This function returns 0 upon successful wakeup or non-zero if the condition variable was not found.

Parameters

agency A Mobile-C agency.

id The id of the condition variable to signal.

Description

This function blocks until the condition variable on which it is waiting is signalled. If an invalid id is specified, the function returns 1 and does not block. The function is designed to enable synchronization possibilities between threads and mobile agents without using poll-waiting loops.

Note that if the same condition variable is to be used more than once, the function MC_CondReset() must be called on the condition variable.

Example

Please see Program 30 on page 64 in Chapter 11.

See Also

MC_CondDelete(), MC_CondInit(), MC_CondSignal(),
MC_CondWait().

MC_CopyAgent()

Synopsis

```
#include <libmc.h>
```

```
int MC_CopyAgent(MCAgent_t agent_out, MCAgent_t* agent_in);
```

Purpose

Copies an agent.

Return Value

The function returns 0 on success and non-zero otherwise.

Parameters

agent_out A copied agent.

agent_in The agent to copy.

Description

This function is used to perform a deep copy on an Mobile-C agent. It is useful in conjunction with functions that retrieve agents from agencies, since those functions only retrieve a reference to the agent: Not a full copy.

Example

```
#include <libmc.h>
#include <stdio.h>
#ifdef _WIN32
#include <windows.h>
#else
#include <unistd.h>
#endif
int main()
{
    MCAgency_t agency1;
    MCAgency_t agency2;
    MCAgencyOptions_t options;
    int i;
    int port1 = 5051;
    int port2 = 5052;

    MCAgent_t agent;
    MCAgent_t agent_copy;

    MC_InitializeAgencyOptions(&options);

    /* We want _all_ the threads on: EXCEPT, the command prompt thread */
    for (i = 0; i < MC_THREAD_ALL; i++) {
        MC_SetThreadOn(&options, i);
    }
    MC_SetThreadOff(&options, MC_THREAD_CP); /* Turn off command prompt */

    agency1 = MC_Initialize(
        port1,
        &options);
    agency2 = MC_Initialize(
```



```
    port2,  
    &options);  
  
while(1) {  
    agent = MC_WaitRetrieveAgent(agency1);  
    MC_CopyAgent(&agent_copy, agent);  
    MC_SetAgentStatus(agent_copy, MC_WAIT_CH);  
    MC_AddAgent(agency2, agent_copy);  
    MC_ResetSignal(agency1);  
}  
  
return 0;  
}
```

See Also

MC_DeleteAgent()

Synopsis

```
#include <libmc.h>
```

```
int MC_DeleteAgent(MCAgent_t agent);
```

Purpose

Delete a mobile agent from an agency.

Return Value

The function returns 0 on success and non-zero otherwise.

Parameters

agent An initialized mobile agent.

Description

This function halts and marks an agent for removal from an agency. This function completely eliminates the agent, even if the agent has remaining unfinished tasks.

Example

See Also

MC_AddAgent()

MC_DeregisterService()

Synopsis

```
#include <libmc.h>
```

```
int MC_DeregisterService(MCAgency_t agency, int agentID, char* serviceName);
```

Purpose

Deregisters an agent service from an agency Directory Facilitator.

Return Value

The function returns 0 on success and non-zero otherwise.

Parameters

agency An initialized agency handle to add an agent to.
agentID An agent id.
serviceName The service name to deregister.

Description

This function is used to deregister a service associated with an agent from an agency. The function searches for a service matching the provided service name and agent id and deregisters it from the Directory Facilitator.

Example

```
<?xml version="1.0"?>

<!DOCTYPE myMessage SYSTEM "mobilec.dtd">

<MOBILEC_MESSAGE>
  <MESSAGE message="MOBILE_AGENT">
    <MOBILE_AGENT>
      <AGENT_DATA>
        <NAME>agent1</NAME>
        <OWNER>IEL</OWNER>
        <HOME>localhost:5050</HOME>
        <TASKS task="1" num="0">
          <TASK num="0" complete="0" server="localhost:5051" persistent="1" >
        </TASK>
      <AGENT_CODE>
        <![CDATA[
#include <stdio.h>

int main()
{
  int i;
  char** services;
  services = (char**)malloc(sizeof(char*) * 2);
  for (i = 0; i < 2; i++) {
    services[i] = (char*)malloc(sizeof(char)*20);
  }
  strcpy(services[0], "agent1_service");
  strcpy(services[1], "agent1_bonus_service");
```

```
mc_RegisterService(  
    mc_current_agent,  
    services,  
    2  
);  
  
return 0;  
}  
    ]]>  
    </AGENT_CODE>  
    </TASKS>  
    </AGENT_DATA>  
    </MOBILE_AGENT>  
    </MESSAGE>  
</MOBILEEC_MESSAGE>
```

See Also

mc_DeregisterService(), MC_RegisterService().

MC_End()

Synopsis

```
#include <libmc.h>
int MC_End(MCAgency_t agency);
```

Purpose

Terminate a Mobile-C agency.

Return Value

The function returns 0 on success and non-zero otherwise.

Parameters

agency A handle to a running agency.

Description

This function stops all the running threads in an agency and deallocates all the memories regarding an agency.

Example

```
/* File: hello_world/client.c */

#include <stdio.h>
#include <stdlib.h>
#include <libmc.h>

int main()
{
    MCAgency_t agency;
    MCAgencyOptions_t options;
    MCAgent_t agent;
    int local_port=5050;
    int remote_port = 5051;

    MC_InitializeAgencyOptions(&options);
    //MC_SetThreadOff(&options, MC_THREAD_CP); /* Turn off command prompt */
    agency = MC_Initialize(local_port, &options);

    agent = MC_ComposeAgentFromFile(
        "mobagent1", /* Name */
        "localhost:5050", /* Home */
        "IEL", /* Owner */
        "hello_world.c", /* Filename */
        NULL, /* Return var name. NULL for no return */
        "localhost:5051", /* Server to execute task on */
        0 ); /* Persistent. 0 for no persistence. */

    /* Add the agent to the agency to start it */
    MC_AddAgent(agency, agent);

    MC_MainLoop(agency);
    MC_End(agency);
}
```

```
    exit(0);  
}
```

See Also

MC_FindAgentByID()

Synopsis

```
#include <libmc.h>
```

```
MCAgent_t MC_FindAgentByID(MCAgency_t agency, int id);
```

Purpose

Find a mobile agent by its ID number in a given agency.

Return Value

The function returns an **MCAGENT_t** object on success or NULL on failure.

Parameters

agency An agency handle.

id An integer representing a mobile agent's ID number.

Description

This function is used to find and retrieve a pointer to an existing running mobile agent in an agency by the mobile agent's ID number.

Example

This function is equivalent to the agent-space version. Please see the example for `mc_FindAgentByID()` listed on page B on page 288.

See Also

`MC_FindAgentByName()`

MC_FindAgentByName()

Synopsis

```
#include <libmc.h>
```

```
MCAgent_t MC_FindAgentByName(MCAgency_t agency, const char *name);
```

Purpose

Find a mobile agent by its name in an agency.

Return Value

The function returns an **MCAgent_t** object on success or NULL on failure.

Parameters

agency An agency handle.

name A character string containing the mobile agent's name.

Description

This function is used to find and retrieve a pointer to an existing running mobile agent in an agency by the mobile agent's given name.

Example

```
#include <libmc.h>
#include <embedch.h>
#include <stdio.h>

int main()
{
    MCAgency_t agency;
    MCAgent_t agent;
    ChInterp_t interp;
    int retval;
    MCAgencyOptions_t options;
    int local_port=5051;

    MC_InitializeAgencyOptions(&options);
    MC_SetThreadOff(&options, MC_THREAD_CP); /* Turn off command prompt */

    /* Init the agency */
    agency = MC_Initialize(
        local_port,
        &options);

    printf("Please press 'enter' once the sample agent has arrived.\n");
    getchar();
    agent = MC_FindAgentByName(agency, "mobagent1");
    if (agent == NULL) {
        printf("Could not find agent!\n");
        exit(0);
    }
    /* The following execution of code may be performed two different
    ways: The first way, which is commented out in this example,
    involves retrieving the agent's interpreter with
```


MC_GetAgentExecEngine() and using the Embedded Ch api to call the function. The second method involves using the Mobile-C api to call the function. Both of these methods used here produce identical results. */

```
MC_CallAgentFunc(  
    agent,  
    "hello",  
    &retval,  
    2, /* Num Arguments */  
    5,  
    7 );  
  
printf("Value of %d was returned.\n", retval);  
  
MC_End(agency);  
return 0;  
}
```

See Also

MC_FindAgentByID()

MC_GetAgentArrivalTime()

Synopsis

```
#include <libmc.h>
```

```
time_t MC_GetAgentArrivalTime(MCAgent_t agent);
```

Purpose

Get the agent's arrival time.

Return Value

This function returns a valid `time_t` type variable under unix, or a valid `SYSTEMTIME` type variable under Microsoft Windows.

Parameters

agent An initialized mobile agent.

Description

Each agent that arrives at an agency keeps a record of the system time at the point at which it arrives. This API function is used to access that data.

Example

See Also

MC_GetAgentExecEngine()

Synopsis

```
#include <libmc.h>
```

```
ChInterp_t MC_GetAgentExecEngine(MCAgent_t agent);
```

Purpose

Get the AEE associated with a mobile agent in an agency.

Return Value

The function returns a Ch interpreter on success and NULL on failure.

Parameters

agent A valid mobile agent.

Description

This function is used to retrieve a Ch interpreter from a mobile agent. The mobile agent must be a valid mobile agent that has not been terminated at the time of this function call. The Ch interpreter may be used by the Embedded Ch API to execute functions, retrieve data, and other various tasks.

Example

```
#include <libmc.h>
#include <embedch.h>
#include <stdio.h>

int main()
{
    MCAgency_t agency;
    MCAgent_t agent;
    ChInterp_t interp;
    int retval;
    MCAgencyOptions_t options;
    int local_port=5051;

    MC_InitializeAgencyOptions(&options);
    MC_SetThreadOff(&options, MC_THREAD_CP); /* Turn off command prompt */

    /* Init the agency */
    agency = MC_Initialize(
        local_port,
        &options);

    printf("Please press 'enter' once the sample agent has arrived.\n");
    getchar();
    agent = MC_FindAgentByName(agency, "mobagent1");
    if (agent == NULL) {
        printf("Could not find agent!\n");
        exit(0);
    }
    /* The following execution of code may be performed two different
    ways: The first way, which is commented out in this example,
```

involves retrieving the agent's interpreter with MC_GetAgentExecEngine() and using the Embedded Ch api to call the function. The second method involves using the Mobile-C api to call the function. Both of these methods used here produce identical results. */

```
MC_CallAgentFunc(
    agent,
    "hello",
    &retval,
    2, /* Num Arguments */
    5,
    7 );

printf("Value of %d was returned.\n", retval);

MC_End(agency);
return 0;
}
```

See Also

MC_CallAgentFunc()

MC_GetAgentID()

Synopsis

```
#include <libmc.h>
```

```
int MC_GetAgentID(MCAgent_t agent);
```

Purpose

Get an agent's ID.

Return Value

This function returns an agent's ID.

Parameters

agent An initialized mobile agent.

Description

Every agent that arrives at an agency is given an agency-unique identification number. This function retrieves that number.

Example

```
<?xml version="1.0"?>

<!DOCTYPE myMessage SYSTEM "mobilec.dtd">
<MOBILEC_MESSAGE>
  <MESSAGE message="MOBILE_AGENT">
    <MOBILE_AGENT>
      <AGENT_DATA>
        <NAME>service_provider_2</NAME>
        <OWNER>IEL</OWNER>
        <HOME>10.0.0.11:5050</HOME>
        <TASK task="1" num="0">
          <DATA persistent="1"
            number_of_elements="0"
            name="no-return"
            complete="0"
            server="10.0.0.15:5050">
          </DATA>
        <AGENT_CODE>
          <![CDATA[
#define BR_IRGAIN 10
#define fwSpeed 50

int Connections_A[9] = {5, 1, 2, 5, -15, -6, -2, 2, 7};
int Connections_B[9] = {2, -2, -6, -15, 5, 2, 1, 5, 7};

struct Robot {
  int tabsens[9];
  int left_speed;
  int right_speed;
};

int RobotBehaviour(struct Robot *system) {
```

```

long int lspeed16, rspeed16;
int i;

lspeed16 = 0;
rspeed16 = 0;

for(i=0; i<9; i++) {
    lspeed16 -= Connections_B[i] * system->tabsens[i];
    rspeed16 -= Connections_A[i] * system->tabsens[i];
}
system->left_speed = ((lspeed16 / BR_IRGAIN) + fwSpeed);
system->right_speed = ((rspeed16 / BR_IRGAIN) + fwSpeed);

if(system.left_speed > 0 && system.left_speed < 30)
    system.left_speed = 30;
if(system.left_speed < 0 && system.left_speed > -30)
    system.left_speed = -30;
if(system.right_speed > 0 && system.right_speed < 30)
    system.right_speed = 30;
if(system.right_speed < 0 && system.right_speed > -30)
    system.right_speed = -30;

if(system.left_speed > 60 || system.left_speed < -60)
    system.left_speed = 0;
if(system.right_speed > 60 || system.right_speed < -60)
    system.right_speed = 0;

return 0;
}

int main(int argc, char *argv[]) {
    char **service;
    int num = 1, i, agent_id, mutex_id = 55;
    MCAgent_t agent;

    service = (char **)malloc(sizeof(char *)*num);
    for(i=0; i<num; i++) {
        service[i] = (char *)malloc(sizeof(char)*20);
    }
    strcpy(service[0], "RobotBehaviour");

    agent = mc_FindAgentByName("service_provider_1");
    agent_id = mc_GetAgentID(agent);

    mc_MutexLock(mutex_id);
    mc_DeregisterService(agent_id, service[0]);
    mc_RegisterService(mc_current_agent, service, num);
    mc_MutexUnlock(mutex_id);

    printf("Service provider 2 has arrived.\n");
    printf("Services provided:\n");
    for(i=0; i<num; i++) {
        printf("%s\n", service[i]);
    }

    for(i=0; i<num; i++) {
        free(service[i]);
    }
    free(service);
}

```

```
    return 0;
}
    ]]>
    </AGENT_CODE>
</TASK>
</AGENT_DATA>
</MOBILE_AGENT>
</MESSAGE>
</MOBILEC_MESSAGE>
```

See Also

MC_GetAgentName().

MC_GetAgentName()

Synopsis

```
#include <libmc.h>
```

```
int MC_GetAgentName(MCAgent_t agent);
```

Purpose

Get an agent's name.

Return Value

This function returns an agent's name.

Parameters

agent An initialized mobile agent.

Description

This function returns an agent's name. All agents have a self defined descriptive name that may not be unique. This function gets the name of an agent.

Example

See Also

MC_GetAgentID().

MC_GetAgentNumTasks()

Synopsis

```
#include <libmc.h>
```

```
int MC_GetAgentNumTasks(MCAgent_t agent);
```

Purpose

Return the total number of tasks a mobile agent has.

Return Value

This function returns a non negative integer on success and a negative integer on failure.

Parameters

agent A MobileC agent.

Description

This function returns the total number of tasks that an agent has. It counts all tasks: those that have been completed, those that are in progress, and those that have not yet started.

Example

```
int i;
MCAgent_t agent;

/* More code here */

i = MC_GetAgentNumTasks(agent);
printf("The agent has %d tasks.\n", i);
```

The previous piece of code retrieves the number of tasks that an agent has and prints it to standard output.

See Also

MC_GetAgentReturnData()^[Deprecated]

Synopsis

```
#include <libmc.h>
```

```
int MC_GetAgentReturnData(MCAgent_t agent, int task_num, void** data, int* dim, int** extent);
```

Purpose

Retrieve the data from a return mobile agent.

Return Value

The function returns 0 on success and non-zero otherwise.

Parameters

<i>agent</i>	A returning agent.
<i>task_num</i>	The task for which the return data is to be retrieved.
<i>data</i>	A pointer to hold an array of data.
<i>dim</i>	An integer to hold the dimension of the array.
<i>extent</i>	A pointer to hold an array of extents for each dimension of the data array.

Description

This function is used to retrieve the return data of a mobile agent. Mobile agents may return single data values as well as multidimensional arrays of int, float, or double type. The first two arguments, *agent* and *task_num*, are input arguments which specify which mobile agent and task for which to retrieve data. The next three arguments are unallocated pointers which are modified by the function. The mobile agent's return data are stored as a single list of values in *data*. The dimension of the array is stored into *dim*, and the size of each dimension is stored into *extent*.

Please note that this function is deprecated. Please use the MC_AgentReturn* () series of functions instead.

Example

```
MCAgent_t agent;
MCAgency_t agency;
double *data;
int dim;
int *extent;
int i;
int elem;

/* Agency initialization code here */

agent = MC_FindAgentByName(agency, "ReturnAgent");
MC_GetAgentReturnData(agent, 0, &data, &dim, &extent);
elem = 1;
for(i=0; i<dim; i++) {
    printf("dim %d has %d size.\n", i, extent[i]);
}
```

```
    elem *= extent[i];  
}  
printf("There are %d total elements in the multidimensional array.\n", elem);
```

The above code prints the dimension and extent of each dimension of the return data held by the agent. It only prints the data of the first task, as indicated by the second argument of function **MC_GetAgentReturnData()**, which is 0 in this example.

See Also

MC_AgentReturnDataGetSymbolAddr(), MC_AgentReturnArrayDim(), MC_AgentReturnArrayExtent(),
MC_AgentReturnDataSize(), MC_AgentReturnArrayNum()

MC_GetAgentStatus()

Synopsis

```
#include <libmc.h>
```

```
int MC_GetAgentStatus(MCAgent_t agent);
```

Purpose

Get the status of a mobile agent in an agency.

Return Value

The return value is of an enumerated type, “enum MC_AgentStatus_e”. The enum may be seen in Table A.3 on page 79. The values are

0, MC_WAIT_CH :	Mobile agent is currently waiting to be executed.
1, MC_WAIT_MESSGSEND :	Mobile agent is currently waiting to be exported to another agency.
2, MC_AGENT_ACTIVE :	Mobile agent is currently being executed.
3, MC_AGENT_NEUTRAL :	Mobile agent is waiting for an unspecified reason.
4, MC_AGENT_SUSPENDED :	Mobile agent is currently being suspended.
5, MC_WAIT_FINISHED :	Mobile agent has finished execution and is waiting for removal.

Parameters

agent The mobile agent from which to retrieve status information.

Description

This function gets a mobile agent’s status. The status is used to determine the mobile agent’s current state of execution.

Example

```
#include <libmc.h>
#include <stdio.h>
#ifdef _WIN32
#include <windows.h>
#else
#include <unistd.h>
#endif
int main()
{
    MCAgency_t agency;
    MCAgencyOptions_t options;
    MCAgent_t agent;
    char *str;
    int i;
    int local_port=5051;

    MC_InitializeAgencyOptions(&options);

    for (i = 0; i < MC_THREAD_ALL; i++) {
        MC_SetThreadOn(&options, i);
    }
    MC_SetThreadOff(&options, MC_THREAD_CP); /* Turn off the command prompt */
```

```

    agency = MC_Initialize(
        local_port,
        &options);
MC_ResetSignal(agency);
/* Retrieve the first arriving agent */
/* Note: MC_WaitRetrieveAgent() pauses the agency: We'll need to unpause
 * it later with MC_SignalReset() */
agent = MC_WaitRetrieveAgent(agency);
if (agent != NULL)
{
printf("The agent status is: %d\n", MC_GetAgentStatus(agent));
printf("This agent has %d task(s).\n", MC_GetAgentNumTasks(agent));
str = MC_GetAgentXMLString(agent);
printf("Agent XML String:\n%s\n", str);
free(str);
str = MC_RetrieveAgentCode(agent);
printf("Agent Code:\n%s\n", str);
free(str);
MC_ResetSignal(agency);
MC_MainLoop(agency);
}
else
printf("Error: returned NULL pointer for agent.\n");

    return 0;
}

```

See Also

MC_GetAgentType()

Synopsis

```
#include <libmc.h>
```

```
enum MC_AgentType_e MC_GetAgentType(MCAgent_t agent);
```

Purpose

This function blocks until one of a specified number of signals is signalled.

Return Value

This function returns an enumerated value of type `MC_AgentType_e`.

Parameters

agency A handle associated with a running agency.

signals A combination of signals specified by the enum `MC_Signal_e`.

Description

This function is used to determine the type of agent that input argument 'agent' is. It is useful for use in determining if the agent is an active agent of type 'MOBILE_AGENT', or a return agent containing return data of type 'RETURN_AGENT'.

Example

```
MCAgent_t agent;
enum MC_AgentType_e type;

/* Code here which assign an agent to variable 'agent' */
type = MC_GetAgentType(agent);
switch(type) {
    case MOBILE_AGENT:
        printf("Received a mobile agent.\n");
        break;
    case RETURN_AGENT:
        printf("Received a return agent.\n");
        break;
    default:
        printf("Received an agent of other type.\n");
        break;
}
```

The above code determines whether a mobile agent is a return agent or a normal agent to be executed, and prints the result to the standard output.

See Also

MC_GetAgentXMLString()

Synopsis

```
#include <libmc.h>
```

```
char *MC_GetAgentXMLString(MCAgent_t agent);
```

Purpose

Retrieve a mobile agent message in XML format as a character string.

Return Value

The function returns an allocated character array on success and NULL on failure.

Parameters

agent The mobile agent from which to retrieve the XML formatted message.

Description

This function retrieves a mobile agent message in XML format as a character string. The return pointer is allocated by 'malloc()' and must be freed by the user.

Example

```
#include <libmc.h>
#include <stdio.h>
#ifdef _WIN32
#include <windows.h>
#else
#include <unistd.h>
#endif
int main()
{
    MCAgency_t agency;
    MCAgencyOptions_t options;
    MCAgent_t agent;
    char *str;
    int i;
    int local_port=5051;

    MC_InitializeAgencyOptions(&options);

    for (i = 0; i < MC_THREAD_ALL; i++) {
        MC_SetThreadOn(&options, i);
    }
    MC_SetThreadOff(&options, MC_THREAD_CP); /* Turn off the command prompt */

    agency = MC_Initialize(
        local_port,
        &options);
    MC_ResetSignal(agency);
    /* Retrieve the first arriving agent */
    /* Note: MC_WaitRetrieveAgent() pauses the agency: We'll need to unpause
     * it later with MC_SignalReset() */
    agent = MC_WaitRetrieveAgent(agency);
    if (agent != NULL)
```

```
{
printf("The agent status is: %d\n", MC_GetAgentStatus(agent));
printf("This agent has %d task(s).\n", MC_GetAgentNumTasks(agent));
str = MC_GetAgentXMLString(agent);
printf("Agent XML String:\n%s\n", str);
free(str);
str = MC_RetrieveAgentCode(agent);
printf("Agent Code:\n%s\n", str);
free(str);
MC_ResetSignal(agency);
MC_MainLoop(agency);
}
else
printf("Error: returned NULL pointer for agent.\n");

return 0;
}
```

See Also

MC_GetAllAgents()

Synopsis

```
#include <libmc.h>
```

```
int MC_GetAllAgents(MCAgency_t agency, MCAgent_t** agents, int* num_agents);
```

Purpose

Retrieve an array of all agents currently registered on an agency.

Return Value

The function returns 0 on success and non-zero otherwise.

Parameters

agency An initialized agency handle to get agents from.

agents The address of a MCAgent_t * type variable.

Description

This function will allocate and fill an array with handles to agents which currently reside in an agency. All agents will be listed regardless of agent status.

Example

See Also

MC_GetAgent().

MC_HaltAgency()

Synopsis

```
#include <libmc.h>
int MC_HaltAgency(MCAgency_t agency);
```

Purpose

This function halts the execution of an agency.

Return Value

The function returns 0 on success and non-zero otherwise.

Parameters

agency An initialized agency handle.

Description

This function halts the primary threads of an agency, such as the ACC, AMS, message handlers, etc. If any thread is busy with a particular task, it will halt as soon as the task is finished. Note that this function does not halt the execution of any agents which may be performing tasks. Agents performing tasks may not rely on the primary Mobile-C threads, such as the ACC, AMS, etc., and thus may not halt upon calling this function.

Example

See Also

MC_ResumeAgency().

MC_Initialize()

Synopsis

```
#include <libmc.h>
```

```
MCAgency_t MC_Initialize(int port, MCAgencyOptions_t *options);
```

Purpose

Start a Mobile-C agency and return a handle of the launched agency.

Return Value

The function returns an **MCAgency_t** on success and NULL on failure.

Parameters

port The port number to listen on for incoming mobile agents.

options The address of a structure of type **MCAgencyOptions_t** for specifying which thread(s) to be activated in an agency and setting the default agent status for incoming mobile agents.

MCAgencyOptions_t is defined as a structure as the following:

```
typedef struct MCAgencyOptions_s{
    int threads; /*!< Threads to start */
    int default_agent_status; /*!< Default agent status */
    int modified; /*!< unused */
    int enable_security; /*!< security enable flag */
    unsigned char passphrase[32]; /*!< security enable flag */

    /* Following are some thread stack size options: unix/pthreads only! */
    int stack_size[MC_THREAD_ALL]; /*!< If the stack size is -1, use system
                                     def.*/
    char *known_host_filename; /* Filename of the known-hosts file (optional) */
    char *priv_key_filename; /* Filename of the private key file (optional) */
    int initInterps; /* Default initial number of Ch interpreters to preload */
    ChOptions_t* ch_options; /* Ch Options for the Embedded Ch Interpreters */
} MCAgencyOptions_t;
```

Description

`MC_Initialize()` starts a Mobile-C agency and returns a handle of type **MCAgency_t** containing the information about the current agency.

The `MC_Initialize` function also accepts an optional argument of type **MCAgencyOptions_t** which allows a user to modify which components to start on their Mobile-C agency. The **MCAgencyOptions_t** struct should be initialized with the `MC_InitializeAgencyOptions` before modifications are made. The struct contains the following members:

- `int threads;` : This member is a bitmasked variable which contains information about which Mobile-C threads to start upon startup. The bits are organized as such:

							LSB
	31..6	5	4	3	2	1	0
Unused	ALL	AG	CP	ACC	AMS	DF	

with the following acronyms:

- LSB: Least SignificantBit
- DF: Directory Facilitator
- AMS: Agent Management System
- ACC: Agent Communication Channel
- CP: Command Prompt
- AG: Agent Threads

A value of “1” in a bitfield tells Mobile-C to enable a particular thread, and a value of “0” informs Mobile-C not to activate that thread upon startup. A set of enumerations are defined in `libmc.h` that define the macros `MC_THREAD_DF`, `MC_THREAD_AMS`, `MC_THREAD_ACC`, `MC_THREAD_CP`, `MC_THREAD_AGENT`, each representing the bit position of each thread. There is also a special macro, `MC_THREAD_ALL`, which represents the total number of types of threads in a Mobile-C agency. For instance, to disable the command prompt thread, the following code may be used:

```
options.threads &= ~(1 << MC_OPTIONS_CP);
```

where `options` is a struct of type `MCAgencyOptions_t`.

Helper functions `MC_SetThreadOn()`, `MC_SetThreadsAllOn()`, `MC_SetThreadOff()`, `MC_SetThreadsAllOff()` are also provided to modify the threads to start. Please consult their respective documentation pages for more information.

- `int default_agent_status;` : This is the default agent status to assign to all incoming agents. Valid agent status values are found in `libmc.h` under the enumeration `MC_AgentStatus_e`. Possible values are:
 - `MC_WAIT_CH` : This denotes that the agent is waiting for the next available Ch interpreter so that it may execute. This is the default setting for all incoming agents.
 - `MC_WAIT_MESSGSEND` : This agent status indicates that the agent has finished its local task, but still has more remote tasks remaining. An agent with this status is waiting to be handled by the ACC so that it may migrate to the location of its next task.
 - `MC_AGENT_ACTIVE` : This indicates that the agent is currently executing.
 - `MC_AGENT_NEUTRAL` : This indicates that the agent is not executing, but is also not waiting for service. The agent simply persists in the agency. This option is also a popular default alternative to `MC_WAIT_CH` since incoming agents are not executed upon arrival.
 - `MC_AGENT_FINISHED` : This agent status indicates that the agent has finished all of its tasks and is awaiting to be purged from the agency.
- `int modified;` : This member field is unused.

- `int enable_security;` : This indicates that the Mobile-C agency should enable the Mobile-C security processes. This member is off by default.
- `unsigned char passphrase[32]` : This is a character string a passphrase to decrypt the agency's private key. For more details about the Mobile-C security process, please refer to Chapter 12.
- `int stack_size[MC_THREAD_ALL];` : (Unix only) This array of integers holds the stack size to allocate for each thread. For example, if the programmer knows in advance that all agents the agency will receive will be small, the programmer may limit the stack size of each agent thread to one kilobyte with the following line:

```
options.stack_size[MC_THREAD_AGENT] = 1024;
```

Care should be taken when modifying stack sizes as it may cause instability in the system.

- `char *known_host_filename;` : (Optional) This should point to a filename containing host names of known and trusted hosts. This file is only used if Mobile-C security is enabled.
- `char *priv_key_filename;` : (Optional) This should point to a string containing the filename of the agency's private key file. This is only used if Mobile-C security is enabled.
- `ChOptions_t* ch_options;` : This may be used to modify Ch options for agency interpreters. Please refer to the Embedded Ch documentation for more information about `ChOptions_t`.

Example: Starting an agency with default options

```
/* File: hello_world/server.c */

#include <stdio.h>
#include <libmc.h>

int main()
{
    MCAgency_t agency;
    int local_port = 5051;

    agency = MC_Initialize(local_port, NULL);

    MC_MainLoop(agency);

    MC_End(agency);
    return 0;
}
```

Example: Starting an agency with no command prompt

```
/* File: fipa_test/client.c */

#include <stdio.h>
#include <stdlib.h>
#include <libmc.h>
```

```

int main()
{
    MCAgency_t agency;
    MCAgencyOptions_t options;
    int local_port=5050;
    int remote_port1=5051;
    int remote_port2=5052;

    MC_InitializeAgencyOptions(&options);
    MC_SetThreadOff(&options, MC_THREAD_CP); /* Turn off command prompt */
    agency = MC_Initialize(local_port, &options);

    /* Note: The third argument of the following function may also be a
       valid IP address in the form of a string. i.e. 192.168.0.1 */
    MC_SendAgentFile(agency, "test1.xml");
    printf("Press 'enter' to send the next agent.\n");
    getchar();
    MC_SendAgentFile(agency, "test2.xml");
    MC_End(agency);
    exit(0);
}

```

See Also

MC_End()

MC_InitializeAgencyOptions()

Synopsis

```
#include <libmc.h>
```

```
int MC_InitializeAgencyOptions(struct MCAgencyOptions_s* options);
```

Purpose

Initialize the agency options structure to default values.

Return Value

The function returns 0 on success and non-zero otherwise.

Parameters

options An uninitialized reference to a struct MCAgencyOptions_s type variable.

Description

This function fills the agency options struct with default values. This function will overwrite any values that have already been set in the struct.

Example

```
/* mc_sample_app.c
 *
 * This sample program uses the Mobile C library to build
 * a simple command-line driven client/server app.
 *
 * 12/15/2006
 * */

#include <libmc.h>
#include <stdio.h>
int main(int argc, char *argv[])
{
    MCAgency_t agency;
    MCAgencyOptions_t options;
    int i;
    int local_port=5050;

    /* We want _all_ the threads on: including the command
     * prompt thread, which is off by default */

    MC_InitializeAgencyOptions(&options);

    /* Turn on all threads.
     * Note: This is actually not necessary, since they are all on by default,
     * but this code does provide a good example of how to manipulate MobileC
     * threads. */
    for (i = 0; i < MC_THREAD_ALL; i++) {
        MC_SetThreadOn(&options, i);
    }

    if (argc == 2) {
        printf("Starting agency listening on local_port %d.\n",
```

```
        atoi(argv[1]) );
    agency = MC_Initialize(
        atoi(argv[1]),
        &options
    );
} else {
    agency = MC_Initialize(
        local_port,
        &options);
}

MC_End(agency);
return 0;
}
```

See Also

MC_Initialize().

MC_LoadAgentFromFile()

Synopsis

```
#include <libmc.h>
```

```
int MC_LoadAgentFromFile(MCAgency_t agency, const char* filename);
```

Purpose

Add a mobile agent into a local agency from an XML file.

Return Value

The function returns 0 on success and non-zero otherwise.

Parameters

agency An initialized agency handle to add an agent to.

filename An xml file containing a MobileC mobile agent.

Description

This function adds a mobile agent to an agency. The agent is loaded from an xml file referenced by the *filename* function argument.

Example

```
#include <stdio.h>
#include <stdlib.h>
#include <libmc.h>

int main()
{
    MCAgency_t agency;
    MCAgencyOptions_t options;
    int local_port=5050;

    MC_InitializeAgencyOptions(&options);
    MC_SetThreadOff(&options, MC_THREAD_CP); /* Turn off command prompt */
    agency = MC_Initialize(local_port, &options);

    /* Note: The third argument of the following function may also be a
       valid IP address in the form of a string. i.e. 192.168.0.1 */
    printf("Sending agent to self...\n");
    MC_LoadAgentFromFile(agency,
        "agent.xml");
    printf("Done.\n");
    MC_MainLoop(agency);
    exit(0);
}
```

See Also

MC_MainLoop()

Synopsis

```
#include <libmc.h>
```

```
int MC_MainLoop(MCAgency_t agency);
```

Purpose

Cause the calling thread to wait indefinitely on an agency.

Return Value

If the Mobile-C agency is terminated safely from another thread or agent, the function will return 0. Otherwise, the function will return a non-zero error code.

Parameters

agency A handle associated with a running agency.

Description

This function will block the calling thread until another thread or agent calls the function `MC_End()` or `mc_End()`, respectively. This function will also stop blocking if the `quit` command is issued from the Mobile-C command prompt. It must be run on a handle that is attached to an agency that has already been started with the function `MC_Initialize()`. Also note that it is not necessary to call this function to start a valid Mobile-C agency. All agency threads and services are started upon calling `MC_Initialize()`, and `MC_MainLoop()` is generally only used to prevent the main thread from exiting.

Example

```
/* File: hello_world/server.c */

#include <stdio.h>
#include <libmc.h>

int main()
{
    MCAgency_t agency;
    int local_port = 5051;

    agency = MC_Initialize(local_port, NULL);

    MC_MainLoop(agency);

    MC_End(agency);
    return 0;
}
```

See Also

MC_MigrateAgent()

Synopsis

```
#include <libmc.h>
```

```
int MC_MigrateAgent(MCAgent_t agent, const char* hostname, int port);
```

Purpose

Instructs an agent to migrate to another host.

Return Value

The function returns 0 on success and non-zero otherwise.

Parameters

agent An initialized mobile agent.
hostname The new host to migrate to.
port The port on the new host to migrate to.

Description

This function instructs an agent to migrate to a new host. The task of the agent is not incremented. The agent will execute whatever task it was currently on when this function was invoked on the new host. Note that this function only prepends a task to the agent's task list. The agent still needs to finish before the migration step occurs.

Example

See Also

mc_MigrateAgent()

MC_MutexLock()

Synopsis

```
#include <libmc.h>
```

```
int MC_MutexLock(MCAgency_t agency, int id);
```

Purpose

This function locks a previously initialized Mobile-C synchronization variable as a mutex. If the mutex is already locked, the function blocks until it is unlocked before locking the mutex and continuing.

Return Value

This function returns 0 on success, or non-zero if the id could not be found.

Parameters

agency The agency in which to find the synchronization variable to lock.
id The id of the synchronization variable to lock.

Description

This function locks the mutex part of a Mobile-C synchronization variable. While this is primarily used to guard a shared resource, the behaviour is similar to the standard POSIX mutex locking. Note that although a MobileC synchronization variable may assume the role of a mutex, condition variable, or semaphore, once a Mobile-C synchronization variable is used as a mutex, it should not be used as anything else for the rest of its life cycle.

Example

Please see Program 28 on page 62 in Chapter 11.

See Also

MC_MutexUnlock(), MC_SyncInit(), MC_SyncDelete().

MC_MutexUnlock()

Synopsis

```
#include <libmc.h>
```

```
int MC_MutexUnlock(MCAgency_t agency, int id);
```

Purpose

This function unlocks a locked Mobile-C synchronization variable.

Return Value

This function returns 0 on success, or non-zero if the id could not be found.

Parameters

agency The agency in which to find the synchronization variable to lock.

id The id of the synchronization variable to lock.

Description

This function unlocks a Mobile-C synchronization variable that was previously locked as a mutex. If the mutex is not locked while calling this function, undefined behaviour results. Note that although a Mobile-C may act as a mutex, condition variable, or semaphore, once it has been locked and/or unlocked as a mutex, it should only be used as a mutex for the remainder of its life cycle or unexpected behaviour may result.

Example

Please see Program 28 on page 62 in Chapter 11.

See Also

MC_MutexLock(), MC_SyncInit(), MC_SyncDelete().

MC_PrintAgentCode()

Synopsis

```
#include <libmc.h>
```

```
int MC_PrintAgentCode(MCAgent_t agent);
```

Purpose

Print a mobile agent code for inspection.

Return Value

The function returns 0 on success and non-zero otherwise.

Parameters

agent The mobile agent from which to print the code.

Description

This function prints the mobile agent code to the standard output.

Example

See Also

MC_RegisterService()

Synopsis

```
#include <libmc.h>
```

```
int MC_RegisterService(MCAgency_t agency, MCAgent_t agent, int agentID, const char agentName, char** serviceNames, int numServices);
```

Purpose

Registers an agent service with an agency Directory Facilitator.

Return Value

The function returns 0 on success and non-zero otherwise.

Parameters

agency An initialized agency handle to add an agent to.
agent (Optional) An initialized mobile agent.
agentID (Optional) An agent id.
agentName (Optional) An agent name.
serviceNames A list of descriptive names for agent services.
numServices The number of services listed in the previous argument.

Description

This function is used to register agent services with an agency. Among the optional arguments, either a valid agent must be supplied, or both an agent ID and an agent name. Thus, services may be registered to an agent which has not yet arrived at an agency by specifying the ID and name of the agent.

Example

```
<?xml version="1.0"?>

<!DOCTYPE myMessage SYSTEM "mobilec.dtd">

<MOBILEC_MESSAGE>
  <MESSAGE message="MOBILE_AGENT">
    <MOBILE_AGENT>
      <AGENT_DATA>
        <NAME>agent1</NAME>
        <OWNER>IEL</OWNER>
        <HOME>localhost:5050</HOME>
        <TASKS task="1" num="0">
          <TASK num="0" complete="0" server="localhost:5051" persistent="1" >
            </TASK>
        </TASKS>
      </AGENT_DATA>
    </MOBILE_AGENT>
  </MESSAGE>
</MOBILEC_MESSAGE>

#include <stdio.h>

int main()
{
  int i;
  char** services;
  services = (char**)malloc(sizeof(char*) * 2);
```

```

for (i = 0; i < 2; i++) {
    services[i] = (char*)malloc(sizeof(char)*20);
}
strcpy(services[0], "agent1_service");
strcpy(services[1], "agent1_bonus_service");

mc_RegisterService(
    mc_current_agent,
    services,
    2
);

return 0;
}
]]>
</AGENT_CODE>
</TASKS>
</AGENT_DATA>
</MOBILE_AGENT>
</MESSAGE>
</MOBILEC_MESSAGE>

```

See Also

mc_RegisterService(), MC_DeregisterService().

MC_ResetSignal()

Synopsis

```
#include <libmc.h>
```

```
int MC_ResetSignal(MCAgency_t agency);
```

Purpose

This function is used to reset the Mobile-C signalling system. It is intended to be used after returning from a call to function **MC_WaitSignal()**.

Return Value

This function returns 0 on success and non-zero otherwise.

Parameters

agency A handle to a running agency.

Description

This function is used to reset the Mobile-C signalling system. System signals are triggered by certain events in the Mobile-C library. This includes events such as the arrival of a new message or mobile agent, and the departure of a mobile agent, etc. If function **MC_WaitSignal()** is used to listen for one of these events, function **MC_ResetSignal()** must be called in order to allow Mobile-C to resume with it's operations.

Example

```
/* File: multi_task_example/client.c */

#include <stdio.h>
#include <libmc.h>

int main()
{
    MCAgency_t agency;
    MCAgencyOptions_t options;
    MCAgent_t agent;
    double *agent_return_value;
    int task_num;
    int local_port=5050;
    int remote_port=5051;

    MC_InitializeAgencyOptions(&options);
    MC_SetThreadOff(&options, MC_THREAD_CP); /* Turn off command prompt */
    agency = MC_Initialize(local_port, &options);

    /* Compose the agent from a task source file */
    agent = MC_ComposeAgentFromFile(
        "mobagent3", /* Name */
        "localhost:5050", /* Home - This is the host the agent will return to
                        * when it has finished its tasks. */
        "IEL", /* Owner */
        "task1.c", /* Code filename */
        "results_task1", /* Return Variable Name */
        "localhost:5051", /* server/destination host */
```

```

    0                /* persistent */
    );

/* Add one more task */
MC_AgentAddTaskFromFile(
    agent,           /* Agent handle */
    "task2.c",       /* Task code file name */
    "results_task2", /* Return Variable Name */
    "localhost:5052", /* server/destination host */
    0 );            /* Persistent */

/* Add the agent */
MC_AddAgent(agency, agent);

/* Wait for return-agent arrival signal */
MC_WaitSignal(agency, MC_RECV_RETURN);

/* Make sure we caught the correct agent */
agent = MC_FindAgentByName(agency, "mobagent3");
if (agent == NULL) {
    fprintf(stderr, "Did not receive correct agent. \n");
    exit(1);
}

task_num = 0; /* Get return value from first task */
agent_return_value = (double*)MC_AgentReturnDataGetSymbolAddr(agent, task_num);
printf("The return value from the first task is %lf\n", *agent_return_value);
task_num++; /* Get the return value from the second (and last) task. */
agent_return_value = (double*)MC_AgentReturnDataGetSymbolAddr(agent, task_num);
printf("The return value from the second task is %lf\n", *agent_return_value);

/* We must reset the signal that we previously caught with the
 * MC_WaitSignal() function with MC_ResetSignal() */
MC_ResetSignal(agency);

MC_End(agency);
return 0;
}

```

See Also

MC_WaitSignal()

MC_ResumeAgency()

Synopsis

```
#include <libmc.h>
int MC_ResumeAgency(MCAgency_t agency);
```

Purpose

This function resumes the execution of an agency.

Return Value

The function returns 0 on success and non-zero otherwise.

Parameters

agency An initialized agency handle.

Description

This function resumes the operation of the core threads of the Mobile-C agency, such as the ACC, AMS, etc., after they have been halted by the MC_HaltAgency () function.

Example

See Also

MC_HaltAgency().

MC_RetrieveAgent()

Synopsis

```
#include <libmc.h>
```

```
MCAgent_t MC_RetrieveAgent(MCAgency_t agency);
```

Purpose

Retrieve the first neutral mobile agent from a mobile agent list.

Return Value

The function returns an **MCAgent_t** object on success or NULL on failure.

Parameters

agency An agency handle.

Description

This function retrieves the first agent with status **MC_AGENT_NEUTRAL** from a mobile agent list. If there are no mobile agents with this attribute, the return value is NULL.

Example

See Also

MC_RetrieveAgentCode()

Synopsis

```
#include <libmc.h>
```

```
char *MC_RetrieveAgentCode(MCAgent_t agent);
```

Purpose

Retrieve a mobile agent code in the form of a character string.

Return Value

The function returns an allocated character array on success and NULL on failure.

Parameters

agent The mobile agent from which to retrieve the code.

Description

This function retrieves a mobile agent code. The return pointer is allocated by 'malloc()' and must be freed by the user.

Example

```
#include <libmc.h>
#include <stdio.h>
#ifdef _WIN32
#include <windows.h>
#else
#include <unistd.h>
#endif
int main()
{
    MCAgency_t agency;
    MCAgencyOptions_t options;
    MCAgent_t agent;
    char *str;
    int i;
    int local_port=5051;

    MC_InitializeAgencyOptions(&options);

    for (i = 0; i < MC_THREAD_ALL; i++) {
        MC_SetThreadOn(&options, i);
    }
    MC_SetThreadOff(&options, MC_THREAD_CP); /* Turn off the command prompt */

    agency = MC_Initialize(
        local_port,
        &options);
    MC_ResetSignal(agency);
    /* Retrieve the first arriving agent */
    /* Note: MC_WaitRetrieveAgent() pauses the agency: We'll need to unpause
     * it later with MC_SignalReset() */
    agent = MC_WaitRetrieveAgent(agency);
    if (agent != NULL)
```

```
{
printf("The agent status is: %d\n", MC_GetAgentStatus(agent));
printf("This agent has %d task(s).\n", MC_GetAgentNumTasks(agent));
str = MC_GetAgentXMLString(agent);
printf("Agent XML String:\n%s\n", str);
free(str);
str = MC_RetrieveAgentCode(agent);
printf("Agent Code:\n%s\n", str);
free(str);
MC_ResetSignal(agency);
MC_MainLoop(agency);
}
else
printf("Error: returned NULL pointer for agent.\n");

return 0;
}
```

See Also

MC_SearchForService()

Synopsis

```
#include <libmc.h>
```

```
int MC_SearchForService(MCAgency_t agency, char* SearchString, char*** agentNames, char*** serviceNames, int ** agentIDs,int* numResults);
```

Purpose

Searches the Directory Facilitator for a service.

Return Value

The function returns 0 on success and non-zero otherwise.

Parameters

<i>agency</i>	An initialized agency handle.
<i>searchString</i>	(in) A search substring. All services names registered with the Directory Facilitator with a matching substring will be a hit.
<i>agentNames</i>	(out) A newly allocated array of agent names of agents that provide services matching the search string.
<i>serviceNames</i>	(out) A newly allocated array of service names matching the search substring.
<i>AgentIDs</i>	(out) A newly allocated array of agent IDs of matching agents.
<i>numServices</i>	(out) The number of services listed in the previous argument.

Description

This function is used to search the Directory Facilitator for a service. The function will return all services if any part of the service name matches the search string.

Example

```
<?xml version="1.0"?>

<!DOCTYPE myMessage SYSTEM "mobilec.dtd">

<MOBILEC_MESSAGE>
  <MESSAGE message="MOBILE_AGENT">
    <MOBILE_AGENT>
      <AGENT_DATA>
        <NAME>agent3</NAME>
        <OWNER>IEL</OWNER>
        <HOME>localhost:5050</HOME>
        <TASKS task="1" num="0">
          <TASK num="0" complete="0" server="localhost:5051" persistent="1" >
            </TASK>
        </TASKS>
      <AGENT_CODE>
        <![CDATA[
#include <stdio.h>

int main()
{
  int i;
  char **agentNames;
```

```

char **serviceNames;
int *agentIDs;
int numResults;

mc_SearchForService(
    "bonus",
    &agentNames,
    &serviceNames,
    &agentIDs,
    &numResults
);
for (i = 0; i < numResults; i++) {
    printf("%s:%d %s\n",
        agentNames[i],
        agentIDs[i],
        serviceNames[i]
    );
}

printf("\n");

return 0;
}
]]>
</AGENT_CODE>
</TASKS>
</AGENT_DATA>
</MOBILE_AGENT>
</MESSAGE>
</MOBILEC_MESSAGE>

```

See Also

MC_RegisterService(), MC_DeregisterService().

MC_SemaphorePost()

Synopsis

```
#include <libmc.h>
```

```
int MC_SemaphorePost(MCAgency_t agency, int id);
```

Purpose

This function unlocks one resource from a Mobile-C semaphore, increasing its count by one.

Return Value

This function returns 0 on success, or non-zero if the id could not be found or on a semaphore error.

Parameters

agency The agency in which to find the synchronization variable to lock.

id The id of the synchronization variable to lock.

Description

MC_SemaphorePost unlocks a resource from a previously allocated and initialized Mobile-C synchronization variable being used as a semaphore. This function may be called multiple times to increase the count of the semaphore up to INT_MAX. Note that although a Mobile-C synchronization variable may be used as a mutex, condition variable, or semaphore, once it is used as a semaphore, it should only be used as a semaphore for the remainder of its life cycle.

Example

The MC_SemaphorePost() function usage is very similar to the other binary space synchronization functions. Please see Chapter 11 on page 56 and the demo at “demos/agent_semaphore_example/” for more information.

See Also

MC_SemaphoreWait(), MC_SyncInit(), MC_SyncDelete().

MC_SemaphoreWait()

Synopsis

```
#include <libmc.h>
```

```
int MC_SemaphoreWait(MCAgency_t agency, int id);
```

Purpose

This function allocates one resource from a Mobile-C synchronization semaphore variable.

Return Value

This function returns 0 on success, or non-zero if the id could not be found.

Parameters

agency The agency in which to find the synchronization variable to lock.
id The id of the synchronization variable to lock.

Description

This function allocates one resource from a previously allocated and initialized Mobile-C synchronization semaphore. If the semaphore resource count is non-zero, the resource is immediately allocated. If the semaphore resource count is zero, the function blocks until a resource is freed before allocating a resource and continuing. Note that although a Mobile-C synchronization variable may be used as a mutex, condition variable, or semaphore, once it is used as a semaphore, it should only be used as a semaphore for the remainder of its life cycle.

Example

The MC_SemaphorePost() function usage is very similar to the other binary space synchronization functions. Please see Chapter 11 on page 56 for more information.

See Also

MC_SemaphorePost(), MC_SyncInit(), MC_SyncDelete().

MC_SendAgent()

Synopsis

```
#include <libmc.h>
```

```
int MC_SendAgent(MCAgency_t agency, char *message);
```

Purpose

Send an ACL mobile agent message to a remote agency.

Return Value

The function returns 0 on success and non-zero otherwise.

Parameters

<i>agency</i>	A handle associated with an agency from which to send the ACL mobile agent message. A NULL pointer can be used to send the ACL message from an unspecified agency.
<i>message</i>	The ACL mobile agent message to be sent.

Description

This function is used to send an XML based ACL mobile agent message, which is a string, to a remote agency.

Example

See Also

MC_SendAgentFile()

Synopsis

```
#include <libmc.h>
```

```
int MC_SendAgentFile(MCAgency_t agency, char *filename);
```

Purpose

Send an ACL mobile agent message saved as a file to a remote agency.

Return Value

The function returns 0 on success and non-zero otherwise.

Parameters

agency A handle associated with an agency from which to send the ACL mobile agent message. A NULL pointer can be used to send the ACL message from an unspecified agency.

filename The ACL mobile agent message file to be sent.

Description

This function is used to send an XML based ACL mobile agent message, which is saved as a file, to a remote agency.

Example

```
/* File: hello_world/client.c */

#include <stdio.h>
#include <stdlib.h>
#include <libmc.h>

int main()
{
    MCAgency_t agency;
    MCAgencyOptions_t options;
    MCAgent_t agent;
    int local_port=5050;
    int remote_port = 5051;

    MC_InitializeAgencyOptions(&options);
    //MC_SetThreadOff(&options, MC_THREAD_CP); /* Turn off command prompt */
    agency = MC_Initialize(local_port, &options);

    agent = MC_ComposeAgentFromFile(
        "mobagent1", /* Name */
        "localhost:5050", /* Home */
        "IEL", /* Owner */
        "hello_world.c", /* Filename */
        NULL, /* Return var name. NULL for no return */
        "localhost:5051", /* Server to execute task on */
        0 ); /* Persistent. 0 for no persistence. */

    /* Add the agent to the agency to start it */
    MC_AddAgent(agency, agent);

    MC_MainLoop(agency);
}
```

```
MC_End(agency);  
exit(0);  
}
```

See Also

MC_SendAgentMigrationMessage() [Deprecated]

Synopsis

#include <libmc.h>

```
int MC_SendAgentMigrationMessage(MCAgency_t agency, char *message, char *hostname, int port);
```

Purpose

Send an ACL mobile agent message to a remote agency.

Please note that this function is deprecated. Please use the MC_SendAgent () function instead.

Return Value

The function returns 0 on success and non-zero otherwise.

Parameters

<i>agency</i>	A handle associated with an agency from which to send the ACL mobile agent message. A NULL pointer can be used to send the ACL message from an unspecified agency.
<i>message</i>	The ACL mobile agent message to be sent.
<i>hostname</i>	The hostname of the remote agency. It can be in number-dot format or hostname format, i.e., 169.237.104.199 or machine.ucdavis.edu.
<i>port</i>	The port number on which the remote agency is listening.

Description

This function is used to send an XML based ACL mobile agent message, which is a string, to a remote agency. This function can be used without a running local agency.

Example

See Also

MC_SendAgentMigrationMessageFile() [Deprecated]

Synopsis

```
#include <libmc.h>
```

```
int MC_SendAgentMigrationMessageFile(MCAgency_t agency, char *filename, char *hostname,
int port);
```

Purpose

Send an ACL mobile agent message saved as a file to a remote agency.

Please note that this function is deprecated. Please use the `MC_SendAgentFile()` function instead.

Return Value

The function returns 0 on success and non-zero otherwise.

Parameters

<i>agency</i>	A handle associated with an agency from which to send the ACL mobile agent message. A NULL pointer can be used to send the ACL message from an unspecified agency.
<i>filename</i>	The ACL mobile agent message file to be sent.
<i>hostname</i>	The hostname of the remote agency. It can be in number-dot format or hostname format, i.e., 169.237.104.199 or machine.ucdavis.edu.
<i>port</i>	The port number on which the remote agency is listening.

Description

This function is used to send an XML based ACL mobile agent message, which is saved as a file, to a remote agency. This function can be used without a running local agency.

Example

```
/* File: hello_world/client.c */

#include <stdio.h>
#include <stdlib.h>
#include <libmc.h>

int main()
{
    MCAgency_t agency;
    MCAgencyOptions_t options;
    MCAgent_t agent;
    int local_port=5050;
    int remote_port = 5051;

    MC_InitializeAgencyOptions(&options);
    //MC_SetThreadOff(&options, MC_THREAD_CP); /* Turn off command prompt */
    agency = MC_Initialize(local_port, &options);

    agent = MC_ComposeAgentFromFile(
        "mobagent1", /* Name */
        "localhost:5050", /* Home */
        "IEL", /* Owner */
        "hello_world.c", /* Filename */
    );
}
```

```
    NULL,          /* Return var name. NULL for no return */
    "localhost:5051", /* Server to execute task on */
    0 );          /* Persistent. 0 for no persistence. */

/* Add the agent to the agency to start it */
MC_AddAgent(agency, agent);

MC_MainLoop(agency);
MC_End(agency);
exit(0);
}
```

See Also

MC_SendSteerCommand()

Synopsis

```
#include <libmc.h>
```

```
int MC_SendSteerCommand(MCAgency_t agency, enum MC_SteerCommand_e cmd);
```

Purpose

Send a steering command to a Mobile-C computational steering algorithm.

Return Value

The function returns 0 on success and non-zero otherwise.

Parameters

agency An initialized agency handle to add an agent to.
cmd The command to send.

Description

This function sends a steering command to a Mobile-C steerable algorithm.

Example

```
<?xml version="1.0"?>
<!DOCTYPE myMessage SYSTEM "mobilec.dtd">
<MOBILEC_MESSAGE>
  <MESSAGE message="MOBILE_AGENT">
    <MOBILE_AGENT>
      <AGENT_DATA>
        <NAME>suspend_agent</NAME>
        <OWNER>IEL</OWNER>
        <HOME>localhost:5051</HOME>
        <TASKS task="1" num="0">
          <TASK num="0"
            complete="0"
            server="localhost:5050">
            <DATA name="no-return" >
            </DATA>
          </TASK>
        </TASKS>
        <AGENT_CODE>
          <![CDATA[
#include <stdio.h>
int main() {
  int mutex_id = 55;
  mc_MutexLock(mutex_id);
  printf("Suspending...\n");
  mc_SendSteerCommand(MC_SUSPEND);
  sleep(10);
  mc_MutexUnlock(mutex_id);
  return 0;
}
]]>
        </AGENT_CODE>
      </AGENT_DATA>
    </MOBILE_AGENT>
```

```
</MESSAGE>  
</MOBILEC_MESSAGE>
```

See Also

MC_Steer(), MC_SteerControl().

MC_SetAgentStatus()

Synopsis

```
#include <libmc.h>
```

```
int MC_SetAgentStatus(MCAgent_t agent, int status);
```

Purpose

Set the status of a mobile agent in an agency.

Return Value

This function returns 0 on success and non-zero otherwise.

Parameters

agent The mobile agent whose status is to be assigned.

status An integer representing the status to be assigned to a mobile agent.

Description

This function returns an integer of enumerated type `enum MC_AgentStatus_e`. Details about this enumerated type may be found in Table A.3 on page 79.

Example

```
#include <libmc.h>
#include <stdio.h>
#ifdef _WIN32
#include <windows.h>
#else
#include <unistd.h>
#endif
int main()
{
    MCAgency_t agency1;
    MCAgency_t agency2;
    MCAgencyOptions_t options;
    int i;
    int port1 = 5051;
    int port2 = 5052;

    MCAgent_t agent;
    MCAgent_t agent_copy;

    MC_InitializeAgencyOptions(&options);

    /* We want _all_ the threads on: EXCEPT, the command prompt thread */
    for (i = 0; i < MC_THREAD_ALL; i++) {
        MC_SetThreadOn(&options, i);
    }
    MC_SetThreadOff(&options, MC_THREAD_CP); /* Turn off command prompt */

    agency1 = MC_Initialize(
        port1,
        &options);
    agency2 = MC_Initialize(
```

```
    port2,  
    &options);  
  
while(1) {  
    agent = MC_WaitRetrieveAgent(agency1);  
    MC_CopyAgent(&agent_copy, agent);  
    MC_SetAgentStatus(agent_copy, MC_WAIT_CH);  
    MC_AddAgent(agency2, agent_copy);  
    MC_ResetSignal(agency1);  
}  
  
return 0;  
}
```

See Also

MC_SetDefaultAgentStatus()

Synopsis

```
#include <libmc.h>
```

```
int MC_SetDefaultAgentStatus(MCAgency_t agency, int status);
```

Purpose

Set the default status of any incoming mobile agents.

Return Value

This function returns 0 on success and non-zero otherwise.

Parameters

agency A handle to a running agency.

status An integer representing the status to be assigned to any incoming mobile agents as their default status.

Description

This function is used to set the default agent status for all incoming agents in an agency. By default, every incoming agent is set to status “MC_WAIT_CH”, but that may be changed with this function. The agent status is an enumerated type “enum MC_AgentStatus_e”, which may be seen in Table A.3 on page 79.

Example

```
MCAgency_t agency;
agency = MC_Initialize(5050, NULL);
MC_SetDefaultAgentStatus(agency, MC_AGENT_NEUTRAL);

/* etc... */
```

See Also

MC_GetAgentStatus()

MC_SetThreadOff()

Synopsis

```
#include <libmc.h>
```

```
int MC_SetThreadOff(MCAgencyOptions_t *options, enum threadIndex_e thread);
```

Purpose

Set a particular thread to not execute upon Mobile-C initialization.

Return Value

This function returns 0 on success and non-zero otherwise.

Parameters

options An allocated MCAgencyOptions.t variable.

thread A thread index.

Description

This function is used to modify the Mobile-C startup options. It is used to disable threads that may otherwise be enabled. The threads which may be modified are

MC_THREAD_AI :	Agent Initializing Thread - Create agent from incoming messages.
MC_THREAD_AM :	Agent Managing Thread - Manage active agents.
MC_THREAD_CL :	Connection Listening Thread - Listen incoming connections.
MC_THREAD_MR :	Message Receiving Thread - Handle incoming connections and receive agent messages.
MC_THREAD_MS :	Message Sending Thread - Handle outgoing connections and send agent messages.
MC_THREAD_CP :	Command Prompt Thread - Handle an interactive user command prompt.

Example

```
MCAgencyOptions_t options;
MCAgency_t agency;

/* Turn the listen thread off. We will receive our messages
   in another method. */
MC_SetThreadOff(&options, MC_THREAD_AI);

/* Start the agency with no listen thread*/
agency = MC_Initialize(5050, &options);

/* etc ... */
```

See Also

MC_SetThreadOn()

MC_SetThreadOn()

Synopsis

```
#include <libmc.h>
```

```
int MC_SetThreadOn(MCAgencyOptions_t *options, enum threadIndex_e thread);
```

Purpose

Sets a particular thread to execute upon Mobile C initialization.

Return Value

This function returns 0 on success and non-zero otherwise.

Parameters

options An allocated MCAgencyOptions.t variable.

thread A thread index.

Description

This function is used to modify the Mobile-C startup options. It is used to enable threads that may otherwise be disabled. The threads which may be modified are

MC_THREAD_AI :	Agent Initializing Thread - Create agent from incoming messages.
MC_THREAD_AM :	Agent Managing Thread - Manage active agents.
MC_THREAD_CL :	Connection Listening Thread - Listen incoming connections.
MC_THREAD_MR :	Message Receiving Thread - Handle incoming connections and receive agent messages.
MC_THREAD_MS :	Message Sending Thread - Handle outgoing connections and send agent messages.
MC_THREAD_CP :	Command Prompt Thread - Handle an interactive user command prompt.

Example

```
MCAgencyOptions_t options;
MCAgency_t agency;

/* Turn the command prompt thread on */
MC_SetThreadOn(&options, MC_THREAD_CP);

/* Start the agency with a command prompt on port 5050 */
agency = MC_Initialize(5050, &options);

/* etc ... */
```

See Also

MC_SetThreadOff()

MC_Steer()

Synopsis

```
#include <libmc.h>
```

```
int MC_Steer(MCAgency_t attr, int (*funcptr)(void* data), void* arg);
```

Purpose

The MC_Steer function initialized and runs a function containing an algorithm. The function enables the steering functionality of the algorithm so that it may accept command during runtime to change the execution of the algorithm. For more information, please see the example and the demo located in the demos/steer_example/ directory.

Return Value

The function returns 0 on success, or a non-zero error code on failure.

Description

The MC_Steer function is designed execute an algorithm in a fashion which enables that algorithm to be steered or modified on-the-fly during runtime. See the demo and the example for more details.

Example

```
#include <stdio.h>
#include <libmc.h>
#ifdef _WIN32
#include <windows.h>
#endif

int algorithm(void* boo);

int main() {
    MCAgency_t agency;
    int local_port = 5050;
    MCAgencyOptions_t options;

    MC_InitializeAgencyOptions(&options);

    MC_SetThreadOff(&options, MC_THREAD_CP); /* Turn off command prompt */

    agency = MC_Initialize(local_port, &options);

    printf("Starting algorithm...\n");
    MC_Steer(
        agency,
        &algorithm,
        NULL
    );

    MC_End(agency);
    return 0;
}

int algorithm(void* boo)
```



```
{
    int i=0;
    MC_SteerCommand_t command;
    while(1) {
#ifdef _WIN32
        sleep(1);
#else
        Sleep(1000);
#endif
        printf("%d \n", i);
        i++;
        command = MC_SteerControl();
        if(
            command == MC_RESTART ||
            command == MC_STOP
        )
        {
            return 0;
        }
    }
}
```

See Also

MC_SteerControl()

MC_SteerControl()

Synopsis

```
#include <libmc.h>
```

```
int MC_SteerControl(void);
```

Purpose

This function is used to enable Mobile-C as a steerable computational platform. See the example following for more information, as well as the demo provided in the directory `demos/steer_example`.

Return Value

This function returns the current steer command. The command is of type `enum MC_Steer_Command_e`. This enumerated type contains the following definitions:

<code>MC_RUN</code>	Continue the algorithm.
<code>MC_SUSPEND</code>	Pause the algorithm.
<code>MC_RESTART</code>	Restart the algorithm from the beginning.
<code>MC_STOP</code>	Stop the algorithm.

Description

`MC_SteerControl` controls the execution of an algorithm in binary space. This function is meant to retrieve the current requested command for the algorithm, but it is up to the algorithm implementation to actually implement these behaviours. See the example and the demo for more details.

Example

```
#include <stdio.h>
#include <libmc.h>
#ifdef _WIN32
#include <windows.h>
#endif

int algorithm(void* boo);

int main() {
    MCAgency_t agency;
    int local_port = 5050;
    MCAgencyOptions_t options;

    MC_InitializeAgencyOptions(&options);

    MC_SetThreadOff(&options, MC_THREAD_CP); /* Turn off command prompt */

    agency = MC_Initialize(local_port, &options);

    printf("Starting algorithm...\n");
    MC_Steer(
        agency,
        &algorithm,
        NULL
    );

    MC_End(agency);
    return 0;
}
```

```

int algorithm(void* boo)
{
    int i=0;
    MC_SteerCommand_t command;
    while(1) {
#ifdef _WIN32
        sleep(1);
#else
        Sleep(1000);
#endif
        printf("%d \n", i);
        i++;
        command = MC_SteerControl();
        if(
            command == MC_RESTART ||
            command == MC_STOP
        )
        {
            return 0;
        }
    }
}

```

See Also

MC_Steer()

MC_SyncDelete()

Synopsis

```
#include <libmc.h>
```

```
int MC_SyncDelete(int id);
```

Purpose

Delete a previously initialized synchronization variable.

Return Value

This function returns 0 on success and nonzero otherwise.

Parameters

id The id of the condition variable to delete.

Description

This function is used to delete and deallocate a previously initialized Mobile-C synchronization variable.

Example

Please see Chapter 11 on synchronization on page 56 for more details about using this function.

See Also

MC_SyncInit().

MC_SyncInit()

Synopsis

```
#include <libmc.h>
```

```
int MC_SyncInit(MCAgency_t agency, int id);
```

Purpose

Initialize a new synchronization variable.

Return Value

This function returns the allocated id of the synchronization variable. Note that the allocated id may not necessarily be the same as the requested id. See the description below for more details.

Parameters

agency The agency in which the new synchronization variable should be initialized.

id A requested synchronization variable id. A random id will be assigned if the value passed is 0 or if there is a conflicting id.

Description

This function initializes a generic Mobile-C synchronization node for use by agents and the agency. Each node contains a mutex, a condition variable, and a semaphore. Upon initialization, each variable is initialized to default values: The mutex is unlocked and the semaphore has a value of zero. Each node may be used as a mutex, condition variable, or semaphore. Though it is possible to use multiple synchronization variables in a single node, this is discouraged as it may lead to unpredictable results.

Each synchronization variable created by this function is effectively global across the agency and therefore must have a unique identifying number. If this function is called requesting an id that is already registered, the function will automatically ignore the requested value and allocate a synchronization variable with a randomly generated id.

Example

Please see Chapter 11 on synchronization on page 56 for more details about using this function.

See Also

MC_CondSignal(), MC_CondWait(), MC_MutexLock(), MC_MutexUnlock(), MC_SemaphorePost(), MC_SemaphoreWait(), MC_SyncDelete().

MC_TerminateAgent()

Synopsis

```
#include <libmc.h>
```

```
int MC_TerminateAgent(MCAgent_t agent);
```

Purpose

Terminate the execution of a mobile agent in an agency.

Return Value

The function returns 0 on success and an error code on failure.

Parameters

agent A valid mobile agent.

Description

This function halts a running mobile agent. The Ch interpreter is left intact. The mobile agent may still reside in the agency in MC_AGENT_NEUTRAL mode if the mobile agent is tagged as 'persistent', or is terminated and flushed otherwise.

Example

This function is identical to the agent-space counterpart. Please see the example listed under `mc_TerminateAgent()` on page 323.

See Also

MC_WaitAgent()

Synopsis

```
#include <libmc.h>
```

```
int MC_WaitAgent(MCAgency_t agency);
```

Purpose

Cause the calling thread to wait until a mobile agent is received.

Return Value

The function returns 0 on success and non-zero otherwise.

Parameters

agency A handle associated with a running agency.

Description

This function waits on an agency and wakes up the addition of a new mobile agent to the agency.

Example

See Also

MC_WaitRetrieveAgent()

Synopsis

```
#include <libmc.h>
```

```
MCAgent_t MC_WaitRetrieveAgent(MCAgency_t agency);
```

Purpose

Block the calling thread until a mobile agent arrives, and return the mobile agent instead of executing it.

Return Value

The function returns a mobile agent on success and a NULL on failure.

Parameters

agency A handle associated with a running agency.

Description

This function waits on an agency and wakes up the addition of a new mobile agent to the agency. It will then remove the mobile agent from the agency and return it.

Example

```
#include <libmc.h>
#include <stdio.h>
#ifdef _WIN32
#include <windows.h>
#else
#include <unistd.h>
#endif
int main()
{
    MCAgency_t agency;
    MCAgencyOptions_t options;
    MCAgent_t agent;
    char *str;
    int i;
    int local_port=5051;

    MC_InitializeAgencyOptions(&options);

    for (i = 0; i < MC_THREAD_ALL; i++) {
        MC_SetThreadOn(&options, i);
    }
    MC_SetThreadOff(&options, MC_THREAD_CP); /* Turn off the command prompt */

    agency = MC_Initialize(
        local_port,
        &options);
    MC_ResetSignal(agency);
    /* Retrieve the first arriving agent */
    /* Note: MC_WaitRetrieveAgent() pauses the agency: We'll need to unpause
     * it later with MC_SignalReset() */
    agent = MC_WaitRetrieveAgent(agency);
    if (agent != NULL)
```



```
{
printf("The agent status is: %d\n", MC_GetAgentStatus(agent));
printf("This agent has %d task(s).\n", MC_GetAgentNumTasks(agent));
str = MC_GetAgentXMLString(agent);
printf("Agent XML String:\n%s\n", str);
free(str);
str = MC_RetrieveAgentCode(agent);
printf("Agent Code:\n%s\n", str);
free(str);
MC_ResetSignal(agency);
MC_MainLoop(agency);
}
else
printf("Error: returned NULL pointer for agent.\n");

    return 0;
}
```

See Also

MC_WaitSignal()

Synopsis

```
#include <libmc.h>
```

```
int MC_WaitSignal(MCAgency_t agency, int signals);
```

Purpose

This function is used to block the execution of a Mobile-C library application until the event of a signal.

Return Value

This function returns 0 on success and non-zero otherwise.

Parameters

agency A handle to a running agency.

signals A bitwise-or combination of signals to wait on.

Description

This function is used to block the execution of an application using the Mobile-C library until a given signal is received as specified by the parameter *signals*. Currently implemented signals that may be waited on are:

MC_RECV_CONNECTION :	Continue after a connection is initialized.
MC_RECV_MESSAGE :	Continue after a message is received.
MC_RECV_AGENT :	Continue after an agent is received.
MC_RECV_RETURN:	Continue after return data is received.
MC_EXEC_AGENT :	Continue after an agent is finished executing.
MC_ALL_SIGNALS :	Continue after any one of the above events occurs.

In order to wait on a custom combination of signals, the bitwise 'or operator' may be used to specify combinations of signals.

Example

```
/* More code here. */

/* Now we wait until we receive a message or mobile agent. */
MC_WaitSignal(agency, RECV_MESSAGE | RECV_AGENT);

/* At this point, a message or mobile agent has been received. */

/* Perform operations on the new message or mobile agent here. */

/* Resume the Mobile-C library */
MC_ResetSignal(agency);

/* More code here. */
```

The above piece of code blocks execution until either a `RECV_MESSAGE` or a `RECV_AGENT` event occurs. The function `MC_ResetSignal()` must be invoked at some point after returning from `MC_WaitSignal()` in order for Mobile-C to resume normal operations.

See Also

`MC_ResetSignal()`

Appendix B

Mobile-C API in the C/C++ Script Space

The prototypes of Mobile-C functions used in the C/C++ script space are declared in **agent.c**. Furthermore, a number of enumerations, data types, and special variables are declared in **agent.c** for each agent interpreter by the agency. These enums, data types, special variables, and functions are all considered “built-in” in the mobile agent space as no header file or extra code is needed to access them. They are declared through Embedded Ch functions, **Ch_DeclareFunc()**, **Ch_DeclareVar()** and **Ch_DeclareTypedef()** [12]. Note that the C/C++ script space is also referred to the mobile agent space in this user’s guide.

All enumerations and special variables may be found in Tables B.1, B.2 and B.3, respectively. The defined data type and function prototypes are listed in Tables B.4 and B.5, respectively. **agent.c** can be found in directories ‘src’.

Table B.1: enum MC_SteerCommand_e : This enumerated type lists commands that may be used with the mc_SendSteerCommand() function.

Data Type	Description
MC_RUN	Start/continue an algorithm.
MC_SUSPEND	Pause an algorithm.
MC_RESTART	Restart an algorithm for initial values.
MC_STOP	Stop an algorithm.

Table B.2: enum mc_AgentStatus_e: This enumerated type defines the current execution state of a mobile agent.

0 , MC_WAIT_CH :	Mobile agent is currently waiting to be executed.
1 , MC_WAIT_MESSGSEND :	Mobile agent is currently waiting to be exported to another agency.
2 , MC_AGENT_ACTIVE :	Mobile agent is currently being executed.
3 , MC_AGENT_NEUTRAL :	Mobile agent is waiting for an unspecified reason.
4 , MC_AGENT_SUSPENDED :	Mobile agent is currently being suspended.
5 , MC_WAIT_FINISHED :	Mobile agent has finished execution and is waiting for removal.

Table B.3: A table of pre-defined agent-space variables. These are considered 'built-in' in agent space as no additional header file is required to access these variables.

Variable Name	Description
int mc_agent_id	Holds the unique integer id assigned by the Agency to the agent.
char mc_agent_name[]	Holds the agent's name.
void* mc_current_agent	Holds a pointer itself.
char mc_host_name[]	Holds the agency's hostname.
int mc_host_port	Holds the port of the current agency.
int mc_task_progress	Contains the current task number of the agent.
int mc_num_tasks	Contains the total number of tasks an agent has.

Table B.4: Data type for functions in the C/C++ script space.

Data Type	Description
MCAgent_t	A void pointer for a mobile agent.

Table B.5: Functions in the C/C++ script space.

Function	Description
mc_AclAddReceiver()	Add a receiver to a FIPA ACL message.
mc_AclAddReplyTo()	Add a reply-to address to a FIPA ACL message.
mc_AclNew()	Allocate a new empty FIPA ACL message.
mc_AclPost()	Post a FIPA ACL message.
mc_AclReply()	Generate a reply to a FIPA ACL message.
mc_AclRetrieve()	Retrieve a FIPA ACL message from the mailbox.
mc_AclSend()	Send a FIPA ACL message.
mc_AclSetContent()	Set the content of a FIPA ACL message.
mc_AclSetPerformative()	Set the performative of a FIPA ACL message.
mc_AclSetProtocol()	Set the protocol of a FIPA ACL message.
mc_AclSetSender()	Set the sender of a FIPA ACL message.
mc_AclWaitRetrieve()	Wait for the arrival of a new FIPA ACL message.
mc_AddAgent()	Add a mobile agent into an agency.
mc_AgentVariableSave()	Save a variable to an agent's datastate.
mc_AgentVariableRetrieve()	Retrieve a previously saved variable.
mc_Barrier()	Block until all agents in an agency have called this function.
mc_BarrierDelete()	Delete a Mobile-C barrier.
mc_BarrierInit()	Initialize a Mobile-C barrier.
mc_CallAgentFunc()	Call a function defined in an agent.
mc_ComposeAgent()	Compose an agent from program source code.
mc_ComposeAgentS()	Compose an agent from program source code with a workgroup code.
mc_ComposeAgentFile()	Compose an agent from a program source code file.
mc_ComposeAgentFileS()	Compose an agent from a program source code file with a workgroup code.
mc_CondBroadcast()	Wake up all agents/threads waiting on a condition variable.
mc_CondReset()	Reset a Mobile-C condition variable.
mc_CondSignal()	Signal another agent that is waiting on a condition variable.
mc_CondWait()	Cause the calling agent or thread to wait on a Mobile C condition variable with the ID specified by the argument.
mc_DeleteAgent()	Stop and remove an agent from an agency.
mc_DeregisterService()	Deregister a service with the Directory Facilitator.
mc_End()	Terminate a Mobile-C agency.
mc_FindAgentByID()	Find a mobile agent by its ID in an agency.
mc_FindAgentByName()	Find a mobile agent by its name in an agency.
mc_GetAgentArrivalTime()	Get the time when an agent arrives an agency.
mc_GetAgentExecEngine()	Get the AEE associated with a mobile agent in an agency.
mc_GetAgentID()	Get the ID of an agent.
mc_GetAgentName()	Get the name of an agent.

Table B.5: Functions in the C/C++ script space (contd.).

Function	Description
mc_MigrateAgent()	Migrate an agent.
mc_ResumeAgency()	Resume an agency's operation.
mc_RetrieveAgent()	Retrieve the first neutral mobile agent from the mobile agent list.
mc_RetrieveAgentCode()	Retrieve a mobile agent code in the form of a character string.
mc_SearchForService()	Search the Directory Facilitator for a service.
mc_SemaphorePost()	Unlock one resource from a Mobile-C semaphore.
mc_SemaphoreWait()	Allocate one resource from a Mobile-C synchronization semaphore variable.
mc_SendAgentMigrationMessage()	Send an ACL mobile agent message to a remote agency.
mc_SendAgentMigrationMessageFile()	Send an ACL mobile agent message saved as a file to a remote agency.
mc_SendSteerCommand()	Send a command to control a steerable binary space function.
mc_SetAgentStatus()	Set the status of a mobile agent in an agency.
mc_SetDefaultAgentStatus()	Assign a user defined default status to all incoming mobile agents.
mc_SyncDelete()	Delete a previously initialized synchronization variable.
mc_SyncInit()	Initialize a new synchronization variable.
mc_TerminateAgent()	Terminate the execution of a mobile agent in an agency.
mc_GetAgentNumTasks()	Get the number of tasks a mobile agent has.
mc_GetAgentReturnData()	Get the return data of a mobile agent.
mc_GetAgentStatus()	Get the status of a mobile agent in an agency.
mc_GetAgentType()	Get the type of a mobile agent.
mc_GetAgentXMLString()	Retrieve a mobile agent message in XML format as a character string.
mc_GetAllAgents()	Obtain all the agents in an agency.
mc_HaltAgency()	Halt an agency's operation.
mc_MutexLock()	Lock a previously initialized Mobile-C synchronization variable as a mutex.
mc_MutexUnlock()	Unlock a locked Mobile-C synchronization variable.
mc_PrintAgentCode()	Print a mobile agent code for inspection.
mc_RegisterService()	Register a new service with the Directory Facilitator.

mc_AclAddReceiver()

Synopsis

```
int mc_AclAddReceiver(fipa_acl_message_t* acl, const char* name, const char* address );
```

Purpose

Add a receiver to the ACL message.

Return Value

Returns 0 on success or non-zero on failure.

Parameters

acl An initialized ACL message.
name Sets the name of the receiver.
address Sets the address of the receiver.

Description

This function is used to add a receiver to an ACL message. This function may be called multiple times on an ACL message. each time this function is called, a new receiver is appended to the list of intended receivers for the ACL message.

Example

```
<!-- File: fipa_test/test2.xml -->

<?xml version="1.0"?>

<!DOCTYPE myMessage SYSTEM "mobilec.dtd">

<MOBILEC_MESSAGE>
  <MESSAGE message="MOBILE_AGENT">
    <MOBILE_AGENT>
      <AGENT_DATA>
        <NAME>mobagent2</NAME>
        <OWNER>IEL</OWNER>
        <HOME>localhost:5050</HOME>
        <TASKS task="1" num="0">
          <TASK num="0" complete="0" server="localhost:5052">
            </TASK>
          <AGENT_CODE>
            <![CDATA[
//#include <stdio.h>
#ifdef _WIN32_
#pragma package "/usr/local/ch/package/chmobilec"
#else
#pragma package "C:\\ch\\package\\chmobilec"
#endif

#include <math.h>
#include <fipa_acl.h>
int main()
{
    fipa_acl_message_t* message;
    char *name, *address;
```



```

printf("\n%s: Arrived at %s\n", mc_agent_name, mc_agent_address);

printf("\n%s: Creating new ACL message.\n", mc_agent_name);
message = mc_AclNew();
mc_AclSetPerformative(message, FIPA_INFORM );
mc_AclSetSender(message, mc_agent_name, mc_agent_address);
mc_AclAddReceiver(message, "mobagent1", "http://localhost:5051/acc" );

mc_AclSetProtocol(message, FIPA_PROTOCOL_CONTRACT_NET);
mc_AclSetConversationID(message, "cn1");
mc_AclSetContent(message, "Content from mobagent2" );

printf("%s: sending ACL message...\n");
mc_AclSend(message);
mc_AclDestroy(message);

/* Now wait for a message to come back */
printf("%s: Waiting for a message.\n", mc_agent_name);
message = mc_AclWaitRetrieve(mc_current_agent);

mc_AclGetSender(message, &name, &address);
printf("%s: Received a message from %s.\n", mc_agent_name, name);
printf("\tContent is '%s'.\n", mc_AclGetContent(message));
printf("\tProtocol is '%d'.\n", mc_AclGetProtocol(message));
printf("\tConverationID is '%s'.\n", mc_AclGetConversationID(message));

mc_AclDestroy(message);
return 0;
}
]]>
</AGENT_CODE>
</TASKS>
</AGENT_DATA>
</MOBILE_AGENT>
</MESSAGE>
</MOBILEC_MESSAGE>

```

See Also

mc_AclSetPerformative(), mc_AclSetSender(), mc_AclAddReplyTo(), mc_AclSetContent()

mc_AclAddReceiver()

Synopsis

```
int mc_AclAddReceiver(fipa_acl_message_t* acl, const char* name, const char* address );
```

Purpose

Add a receiver to the ACL message.

Return Value

Returns 0 on success or non-zero on failure.

Parameters

- acl* An initialized ACL message.
- name* Sets the name of the receiver.
- address* Sets the address of the receiver.

Description

This function is used to add a receiver to an ACL message. This function may be called multiple times on an ACL message. each time this function is called, a new receiver is appended to the list of intended receivers for the ACL message.

Example

```
<!-- File: fipa_test/test2.xml -->

<?xml version="1.0"?>

<!DOCTYPE myMessage SYSTEM "mobilec.dtd">

<MOBILEC_MESSAGE>
  <MESSAGE message="MOBILE_AGENT">
    <MOBILE_AGENT>
      <AGENT_DATA>
        <NAME>mobagent2</NAME>
        <OWNER>IEL</OWNER>
        <HOME>localhost:5050</HOME>
        <TASKS task="1" num="0">
          <TASK num="0" complete="0" server="localhost:5052">
            </TASK>
          <AGENT_CODE>
            <![CDATA[
//#include <stdio.h>
#ifdef _WIN32_
#pragma package "/usr/local/ch/package/chmobilec"
#else
#pragma package "C:\\ch\\package\\chmobilec"
#endif

#include <math.h>
#include <fipa_acl.h>
int main()
{
    fipa_acl_message_t* message;
    char *name, *address;
```

```

printf("\n%s: Arrived at %s\n", mc_agent_name, mc_agent_address);

printf("\n%s: Creating new ACL message.\n", mc_agent_name);
message = mc_AclNew();
mc_AclSetPerformative(message, FIPA_INFORM );
mc_AclSetSender(message, mc_agent_name, mc_agent_address);
mc_AclAddReceiver(message, "mobagent1", "http://localhost:5051/acc" );

mc_AclSetProtocol(message, FIPA_PROTOCOL_CONTRACT_NET);
mc_AclSetConversationID(message, "cn1");
mc_AclSetContent(message, "Content from mobagent2" );

printf("%s: sending ACL message...\n");
mc_AclSend(message);
mc_AclDestroy(message);

/* Now wait for a message to come back */
printf("%s: Waiting for a message.\n", mc_agent_name);
message = mc_AclWaitRetrieve(mc_current_agent);

mc_AclGetSender(message, &name, &address);
printf("%s: Received a message from %s.\n", mc_agent_name, name);
printf("\tContent is '%s'.\n", mc_AclGetContent(message));
printf("\tProtocol is '%d'.\n", mc_AclGetProtocol(message));
printf("\tConverationID is '%s'.\n", mc_AclGetConversationID(message));

mc_AclDestroy(message);
return 0;
}
]]>
</AGENT_CODE>
</TASKS>
</AGENT_DATA>
</MOBILE_AGENT>
</MESSAGE>
</MOBILEC_MESSAGE>

```

See Also

mc_AclSetPerformative(), mc_AclSetSender(), mc_AclAddReplyTo(), mc_AclSetContent()

mc_AclAddReplyTo()

Synopsis

```
#include <libmc.h>
```

```
int mc_AclAddReplyTo(fipa_acl_message_t* acl, const char* name, const char* address );
```

Purpose

Add a reply-to address to the ACL message.

Return Value

Returns 0 on success or non-zero on failure.

Parameters

- acl* An initialized ACL message.
- name* Sets the name of the reply-to destination.
- address* Sets the address of the reply-to destination.

Description

This function is used to add a reply-to address to an ACL message. This function may be called multiple times on an ACL message. each time this function is called, a new reply-to address is appended to the list of intended reply-to addresses for the ACL message.

Example

```
<!-- File: fipa_test/test2.xml -->
<?xml version="1.0"?>
<!DOCTYPE myMessage SYSTEM "mobilec.dtd">
<MOBILEC_MESSAGE>
  <MESSAGE message="MOBILE_AGENT">
    <MOBILE_AGENT>
      <AGENT_DATA>
        <NAME>mobagent2</NAME>
        <OWNER>IEL</OWNER>
        <HOME>localhost:5050</HOME>
        <TASKS task="1" num="0">
          <TASK num="0" complete="0" server="localhost:5052">
            </TASK>
        </TASKS>
        <AGENT_CODE>
          <![CDATA[
//#include <stdio.h>
#ifdef _WIN32_
#pragma package "/usr/local/ch/package/chmobilec"
#else
#pragma package "C:\\ch\\package\\chmobilec"
#endif

#include <math.h>
#include <fipa_acl.h>
int main()
```

```

{
    fipa_acl_message_t* message;
    char *name, *address;

    printf("\n%s: Arrived at %s\n", mc_agent_name, mc_agent_address);

    printf("\n%s: Creating new ACL message.\n", mc_agent_name);
    message = mc_AclNew();
    mc_AclSetPerformative(message, FIPA_INFORM );
    mc_AclSetSender(message, mc_agent_name, mc_agent_address);
    mc_AclAddReceiver(message, "mobagent1", "http://localhost:5051/acc" );

    mc_AclSetProtocol(message, FIPA_PROTOCOL_CONTRACT_NET);
    mc_AclSetConversationID(message, "cn1");
    mc_AclSetContent(message, "Content from mobagent2" );

    printf("%s: sending ACL message...\n");
    mc_AclSend(message);
    mc_AclDestroy(message);

    /* Now wait for a message to come back */
    printf("%s: Waiting for a message.\n", mc_agent_name);
    message = mc_AclWaitRetrieve(mc_current_agent);

    mc_AclGetSender(message, &name, &address);
    printf("%s: Received a message from %s.\n", mc_agent_name, name);
    printf("\tContent is '%s'.\n", mc_AclGetContent(message));
    printf("\tProtocol is '%d'.\n", mc_AclGetProtocol(message));
    printf("\tConverationID is '%s'.\n", mc_AclGetConversationID(message));

    mc_AclDestroy(message);
    return 0;
}

]]>
</AGENT_CODE>
</TASKS>
</AGENT_DATA>
</MOBILE_AGENT>
</MESSAGE>
</MOBILEEC_MESSAGE>

```

See Also

mc_AclSetPerformative(), mc_AclSetSender(), mc_AclAddReceiver(), mc_AclSetContent()

mc_AclNew()

Synopsis

```
#include <libmc.h>
```

```
fipa_acl_message_t* mc_AclNew(void);
```

Purpose

Create a new, blank ACL message.

Return Value

Returns a newly allocated ACL message structure or NULL on failure.

Parameters None.

Description

This function allocates and returns a new ACL message. All attributes of the message are set empty values and must be initialized before sending the message.

Example

```
<!-- File: fipa_test/test2.xml -->
<?xml version="1.0"?>
<!DOCTYPE myMessage SYSTEM "mobilec.dtd">
<MOBILEC_MESSAGE>
  <MESSAGE message="MOBILE_AGENT">
    <MOBILE_AGENT>
      <AGENT_DATA>
        <NAME>mobagent2</NAME>
        <OWNER>IEL</OWNER>
        <HOME>localhost:5050</HOME>
        <TASKS task="1" num="0">
          <TASK num="0" complete="0" server="localhost:5052">
            </TASK>
        </TASKS>
        <AGENT_CODE>
          <![CDATA[
//#include <stdio.h>
#ifdef _WIN32_
#pragma package "/usr/local/ch/package/chmobilec"
#else
#pragma package "C:\\ch\\package\\chmobilec"
#endif

#include <math.h>
#include <fipa_acl.h>
int main()
{
    fipa_acl_message_t* message;
    char *name, *address;
```

```

printf("\n%s: Arrived at %s\n", mc_agent_name, mc_agent_address);

printf("\n%s: Creating new ACL message.\n", mc_agent_name);
message = mc_AclNew();
mc_AclSetPerformative(message, FIPA_INFORM );
mc_AclSetSender(message, mc_agent_name, mc_agent_address);
mc_AclAddReceiver(message, "mobagent1", "http://localhost:5051/acc" );

mc_AclSetProtocol(message, FIPA_PROTOCOL_CONTRACT_NET);
mc_AclSetConversationID(message, "cn1");
mc_AclSetContent(message, "Content from mobagent2" );

printf("%s: sending ACL message...\n");
mc_AclSend(message);
mc_AclDestroy(message);

/* Now wait for a message to come back */
printf("%s: Waiting for a message.\n", mc_agent_name);
message = mc_AclWaitRetrieve(mc_current_agent);

mc_AclGetSender(message, &name, &address);
printf("%s: Received a message from %s.\n", mc_agent_name, name);
printf("\tContent is '%s'.\n", mc_AclGetContent(message));
printf("\tProtocol is '%d'.\n", mc_AclGetProtocol(message));
printf("\tConverationID is '%s'.\n", mc_AclGetConversationID(message));

mc_AclDestroy(message);
return 0;
}

]]>
</AGENT_CODE>
</TASKS>
</AGENT_DATA>
</MOBILE_AGENT>
</MESSAGE>
</MOBILEC_MESSAGE>

```

See Also

mc_AclPost(), mc_AclReply(), mc_AclRetrieve(), mc_AclSend(),
mc_AclWaitRetrieve()

mc_AclPost()

Synopsis

```
#include <libmc.h>
```

```
int mc_AclPost(mcAgent_t agent, fipa_acl_message_t* message);
```

Purpose

Post a message directly to an agent's mailbox.

Return Value

Returns 0 on success, non-zero on failure.

Parameters

agent An initialized mobile agent.

message The ACL message to post.

Description

This function is used to post an ACL message directly to an agent's mailbox. The agent must reside on the same agency as the caller. No forwarding or checking of any fields of the ACL message is performed.

Example

See Also

mc_AclNew(), mc_AclReply(), mc_AclRetrieve(), mc_AclSend(),
mc_AclWaitRetrieve()

mc_AclReply()

Synopsis

```
#include <libmc.h>
```

```
int mc_AclReply(fipa_acl_message_t* acl_message);
```

Purpose

Automatically generate an ACL message addressed to the sender of an incoming ACL message..

Return Value

A newly allocated ACL message with the 'receiver' field initialized, or NULL on failure.

Parameters

acl_message The message to generate a reply to.

Description

This function is designed to make replying to received ACL messages easier. The function automatically generates a new ACL message with the correct destination address to reach the sender of the original message.

Example

See Also

mc_AclNew(), mc_AclPost(), mc_AclRetrieve(), mc_AclSend(),
mc_AclWaitRetrieve()

mc_AclRetrieve()

Synopsis

```
#include <libmc.h>
```

```
int mc_AclRetrieve(MCAgent_t agent);
```

Purpose

Retrieve a message from an agent's mailbox.

Return Value

An ACL message on success, or NULL if no messages are in the mailbox.

Parameters

agent An initialized mobile agent.

Description

This function is used to retrieve a message from an agent's mailbox. The message are retrieved in FIFO order. If there are no messages in the mailbox, the function will return NULL.

Example

```
<!-- File: fipa_test/test1.xml -->

<?xml version="1.0"?>

<!DOCTYPE myMessage SYSTEM "mobilec.dtd">

<MOBILEC_MESSAGE>
  <MESSAGE message="MOBILE_AGENT">
    <MOBILE_AGENT>
      <AGENT_DATA>
        <NAME>mobagent1</NAME>
        <OWNER>IEL</OWNER>
        <HOME>localhost:5050</HOME>
        <TASKS task="1" num="0">
          <TASK num="0" complete="0" server="localhost:5051">
            </TASK>
          <AGENT_CODE>
            <![CDATA[
//#include <stdio.h>
#ifdef _WIN32_
#pragma package "/usr/local/ch/package/chmobilec"
#else
#pragma package "C:\\ch\\package\\chmobilec"
#endif

#include <math.h>
#include <fipa_acl.h>
int main()
{
    fipa_acl_message_t* message;
    fipa_acl_message_t* reply;
```

```

printf("\n%s: Arrived at %s.\n", mc_agent_name, mc_agent_address);

printf("%s: Waiting for a message.\n", mc_agent_name);
message = mc_AclWaitRetrieve(mc_current_agent);

printf("%s: Received a message from %s.\n", mc_agent_name, message->sender->name);
printf("\tContent is '%s'.\n", mc_AclGetContent(message));
printf("\tProtocol is '%d'.\n", mc_AclGetProtocol(message));
printf("\tConverationID is '%s'.\n", mc_AclGetConversationID(message));

printf("%s: Generating a reply message.\n", mc_agent_name);
reply = mc_AclReply(message);
mc_AclSetPerformative(reply, FIPA_INFORM );
mc_AclSetSender(reply, mc_agent_name, mc_agent_address);
mc_AclSetContent(reply, "Reply from mobagent1." );

printf("%s: Sending message...\n", mc_agent_name);
mc_AclSend(reply);

mc_AclDestroy(message);
mc_AclDestroy(reply);
return 0;
}
    ]]>
    </AGENT_CODE>
</TASKS>
</AGENT_DATA>
</MOBILE_AGENT>
</MESSAGE>
</MOBILEC_MESSAGE>

```

See Also

mc_AclNew(), mc_AclPost(), mc_AclReply(), mc_AclSend(),
mc_AclWaitRetrieve()

mc_AclSend()

Synopsis

```
#include <libmc.h>
```

```
int mc_AclSend(MCAgency_t attr, fipa_acl_message_t* acl);
```

Purpose

Send an ACL message.

Return Value

Returns 0 on success, non-zero on failure.

Parameters

attr An initialized Mobile-C agency handle.

message The ACL message to send.

Description

This function will compose a fully compliant FIPA Acl message and send it to the destinations as specified by the 'receiver' field of the acl message. The function also creates a FIPA compliant xml envelope which is attached to the message. The message is sent using the FIPA compliant HTTP Message Transport Protocol.

Example

```
<!-- File: fipa_test/test2.xml -->

<?xml version="1.0"?>

<!DOCTYPE myMessage SYSTEM "mobilec.dtd">

<MOBILEC_MESSAGE>
  <MESSAGE message="MOBILE_AGENT">
    <MOBILE_AGENT>
      <AGENT_DATA>
        <NAME>mobagent2</NAME>
        <OWNER>IEL</OWNER>
        <HOME>localhost:5050</HOME>
        <TASKS task="1" num="0">
          <TASK num="0" complete="0" server="localhost:5052">
            </TASK>
        </TASKS>
        <AGENT_CODE>
          <![CDATA[
//#include <stdio.h>
#ifdef _WIN32_
#pragma package "/usr/local/ch/package/chmobilec"
#else
#pragma package "C:\\ch\\package\\chmobilec"
#endif

#include <math.h>
#include <fipa_acl.h>
int main()
{
```

```

fipa_acl_message_t* message;
char *name, *address;

printf("\n%s: Arrived at %s\n", mc_agent_name, mc_agent_address);

printf("\n%s: Creating new ACL message.\n", mc_agent_name);
message = mc_AclNew();
mc_AclSetPerformative(message, FIPA_INFORM );
mc_AclSetSender(message, mc_agent_name, mc_agent_address);
mc_AclAddReceiver(message, "mobagent1", "http://localhost:5051/acc" );

mc_AclSetProtocol(message, FIPA_PROTOCOL_CONTRACT_NET);
mc_AclSetConversationID(message, "cn1");
mc_AclSetContent(message, "Content from mobagent2" );

printf("%s: sending ACL message...\n");
mc_AclSend(message);
mc_AclDestroy(message);

/* Now wait for a message to come back */
printf("%s: Waiting for a message.\n", mc_agent_name);
message = mc_AclWaitRetrieve(mc_current_agent);

mc_AclGetSender(message, &name, &address);
printf("%s: Received a message from %s.\n", mc_agent_name, name);
printf("\tContent is '%s'.\n", mc_AclGetContent(message));
printf("\tProtocol is '%d'.\n", mc_AclGetProtocol(message));
printf("\tConverationID is '%s'.\n", mc_AclGetConversationID(message));

mc_AclDestroy(message);
return 0;
}

]]>
</AGENT_CODE>
</TASKS>
</AGENT_DATA>
</MOBILE_AGENT>
</MESSAGE>
</MOBILEC_MESSAGE>

```

See Also

mc_AclNew(), mc_AclPost(), mc_AclReply(), mc_AclRetrieve(),
mc_AclWaitRetrieve()

mc_AclSetContent()

Synopsis

```
#include <libmc.h>
```

```
int mc_AclSetContent(fipa_acl_message_t* acl, const char* name);
```

Purpose

Set the content on an ACL message.

Return Value

Returns 0 on success or non-zero on failure.

Parameters

acl An initialized ACL message.

content Set the content field of an ACL message.

Description

This function sets the “content” field of an ACL message.

Example

```
<!-- File: fipa_test/test2.xml -->

<?xml version="1.0"?>

<!DOCTYPE myMessage SYSTEM "mobilec.dtd">

<MOBILEC_MESSAGE>
  <MESSAGE message="MOBILE_AGENT">
    <MOBILE_AGENT>
      <AGENT_DATA>
        <NAME>mobagent2</NAME>
        <OWNER>IEL</OWNER>
        <HOME>localhost:5050</HOME>
        <TASKS task="1" num="0">
          <TASK num="0" complete="0" server="localhost:5052">
            </TASK>
        </TASKS>
        <AGENT_CODE>
          <![CDATA[
//#include <stdio.h>
#ifdef _WIN32_
#pragma package "/usr/local/ch/package/chmobilec"
#else
#pragma package "C:\\ch\\package\\chmobilec"
#endif

#include <math.h>
#include <fipa_acl.h>
int main()
{
    fipa_acl_message_t* message;
    char *name, *address;
```

```

printf("\n%s: Arrived at %s\n", mc_agent_name, mc_agent_address);

printf("\n%s: Creating new ACL message.\n", mc_agent_name);
message = mc_AclNew();
mc_AclSetPerformative(message, FIPA_INFORM );
mc_AclSetSender(message, mc_agent_name, mc_agent_address);
mc_AclAddReceiver(message, "mobagent1", "http://localhost:5051/acc" );

mc_AclSetProtocol(message, FIPA_PROTOCOL_CONTRACT_NET);
mc_AclSetConversationID(message, "cn1");
mc_AclSetContent(message, "Content from mobagent2" );

printf("%s: sending ACL message...\n");
mc_AclSend(message);
mc_AclDestroy(message);

/* Now wait for a message to come back */
printf("%s: Waiting for a message.\n", mc_agent_name);
message = mc_AclWaitRetrieve(mc_current_agent);

mc_AclGetSender(message, &name, &address);
printf("%s: Received a message from %s.\n", mc_agent_name, name);
printf("\tContent is '%s'.\n", mc_AclGetContent(message));
printf("\tProtocol is '%d'.\n", mc_AclGetProtocol(message));
printf("\tConverationID is '%s'.\n", mc_AclGetConversationID(message));

mc_AclDestroy(message);
return 0;
}

]]>
</AGENT_CODE>
</TASKS>
</AGENT_DATA>
</MOBILE_AGENT>
</MESSAGE>
</MOBILEC_MESSAGE>

```

See Also

mc_AclSetPerformative(), mc_AclSetSender(), mc_AclAddReceiver(),
mc_AclAddReplyTo()

mc_AclSetPerformative()

Synopsis

#include <libmc.h>

int mc_AclSetPerformative(fipa_acl_message_t* acl, enum fipa_performative_e performative);

Purpose

Set the performative on an ACL message.

Return Value

Returns 0 on success or non-zero on failure.

Parameters

acl An initialized ACL message.

performative The FIPA performative you wish the message to contain.

Description

This function is used to set the FIPA ACL performative on an ACL message. The performative may be any valid FIPA performative listed in the table below.

Enumerated Value	FIPA Performative
FIPA_ACCEPT_PROPOSAL	accept-proposal
FIPA_AGREE	agree
FIPA_CANCEL	cancel
FIPA_CALL_FOR_PROPOSAL	call-for-proposal
FIPA_CONFIRM	confirm
FIPA_DISCONFIRM	disconfirm
FIPA_FAILURE	failure
FIPA_INFORM	inform
FIPA_INFORM_IF	inform-if
FIPA_INFORM_REF	inform-ref
FIPA_NOT_UNDERSTOOD	not-understood
FIPA_PROPOGATE	propogate
FIPA_PROPOSE	propose
FIPA_PROXY	proxy
FIPA_QUERY_IF	query-if
FIPA_QUERY_REF	query-ref
FIPA_REFUSE	refuse
FIPA_REJECT_PROPOSAL	reject-proposal
FIPA_REQUEST	request
FIPA_REQUEST_WHEN	request-when
FIPA_REQUEST_WHENEVER	request-whenever
FIPA_SUBSCRIBE	subscribe

Example

```
<!-- File: fipa_test/test2.xml -->
<?xml version="1.0"?>
<!DOCTYPE myMessage SYSTEM "mobilec.dtd">
```



```

<MOBILEC_MESSAGE>
<MESSAGE message="MOBILE_AGENT">
  <MOBILE_AGENT>
    <AGENT_DATA>
      <NAME>mobagent2</NAME>
      <OWNER>IEL</OWNER>
      <HOME>localhost:5050</HOME>
      <TASKS task="1" num="0">
        <TASK num="0" complete="0" server="localhost:5052">
          </TASK>
        <AGENT_CODE>
          <![CDATA[
//#include <stdio.h>
#ifdef _WIN32_
#pragma package "/usr/local/ch/package/chmobilec"
#else
#pragma package "C:\\ch\\package\\chmobilec"
#endif

#include <math.h>
#include <fipa_acl.h>
int main()
{
    fipa_acl_message_t* message;
    char *name, *address;

    printf("\n%s: Arried at %s\n", mc_agent_name, mc_agent_address);

    printf("\n%s: Creating new ACL message.\n", mc_agent_name);
    message = mc_AclNew();
    mc_AclSetPerformative(message, FIPA_INFORM );
    mc_AclSetSender(message, mc_agent_name, mc_agent_address);
    mc_AclAddReceiver(message, "mobagent1", "http://localhost:5051/acc" );

    mc_AclSetProtocol(message, FIPA_PROTOCOL_CONTRACT_NET);
    mc_AclSetConversationID(message, "cn1");
    mc_AclSetContent(message, "Content from mobagent2" );

    printf("%s: sending ACL message...\n");
    mc_AclSend(message);
    mc_AclDestroy(message);

    /* Now wait for a message to come back */
    printf("%s: Waiting for a message.\n", mc_agent_name);
    message = mc_AclWaitRetrieve(mc_current_agent);

    mc_AclGetSender(message, &name, &address);
    printf("%s: Received a message from %s.\n", mc_agent_name, name);
    printf("\tContent is '%s'.\n", mc_AclGetContent(message));
    printf("\tProtocol is '%d'.\n", mc_AclGetProtocol(message));
    printf("\tConverationID is '%s'.\n", mc_AclGetConversationID(message));

    mc_AclDestroy(message);
    return 0;
}
]]>
</AGENT_CODE>
</TASKS>

```

```
</AGENT_DATA>  
</MOBILE_AGENT>  
</MESSAGE>  
</MOBILEC_MESSAGE>
```

See Also

`mc_AclSetSender()`, `mc_AclAddReceiver()`, `mc_AclAddReplyTo()`,
`mc_AclSetContent()`

mc_AclSetSender()

Synopsis

```
#include <libmc.h>
```

```
int mc_AclSetSender(fipa_acl_message_t* acl, const char* name, const char* address );
```

Purpose

Set the sender on an ACL message.

Return Value

Returns 0 on success or non-zero on failure.

Parameters

acl An initialized ACL message.
name Sets the name of the sender.
address Sets the address of the sender.

Description

This function is used to allocate and set the “sender” field of an ACL message. If this function is called more than once on an ACL message, the original data in the “sender” field is overwritten.

Example

```
<!-- File: fipa_test/test2.xml -->

<?xml version="1.0"?>

<!DOCTYPE myMessage SYSTEM "mobilec.dtd">

<MOBILEC_MESSAGE>
  <MESSAGE message="MOBILE_AGENT">
    <MOBILE_AGENT>
      <AGENT_DATA>
        <NAME>mobagent2</NAME>
        <OWNER>IEL</OWNER>
        <HOME>localhost:5050</HOME>
        <TASKS task="1" num="0">
          <TASK num="0" complete="0" server="localhost:5052">
            </TASK>
        </TASKS>
        <AGENT_CODE>
          <![CDATA[
//#include <stdio.h>
#ifdef _WIN32_
#pragma package "/usr/local/ch/package/chmobilec"
#else
#pragma package "C:\\ch\\package\\chmobilec"
#endif

#include <math.h>
#include <fipa_acl.h>
int main()
{
    fipa_acl_message_t* message;
    char *name, *address;
```

```

printf("\n%s: Arrived at %s\n", mc_agent_name, mc_agent_address);

printf("\n%s: Creating new ACL message.\n", mc_agent_name);
message = mc_AclNew();
mc_AclSetPerformative(message, FIPA_INFORM );
mc_AclSetSender(message, mc_agent_name, mc_agent_address);
mc_AclAddReceiver(message, "mobagent1", "http://localhost:5051/acc" );

mc_AclSetProtocol(message, FIPA_PROTOCOL_CONTRACT_NET);
mc_AclSetConversationID(message, "cn1");
mc_AclSetContent(message, "Content from mobagent2" );

printf("%s: sending ACL message...\n");
mc_AclSend(message);
mc_AclDestroy(message);

/* Now wait for a message to come back */
printf("%s: Waiting for a message.\n", mc_agent_name);
message = mc_AclWaitRetrieve(mc_current_agent);

mc_AclGetSender(message, &name, &address);
printf("%s: Received a message from %s.\n", mc_agent_name, name);
printf("\tContent is '%s'.\n", mc_AclGetContent(message));
printf("\tProtocol is '%d'.\n", mc_AclGetProtocol(message));
printf("\tConverationID is '%s'.\n", mc_AclGetConversationID(message));

mc_AclDestroy(message);
return 0;
}
]]>
</AGENT_CODE>
</TASKS>
</AGENT_DATA>
</MOBILE_AGENT>
</MESSAGE>
</MOBILEC_MESSAGE>

```

See Also

mc_AclSetPerformative(), mc_AclAddReceiver(), mc_AclAddReplyTo(),
mc_AclSetContent()

mc_AclWaitRetrieve()

Synopsis

```
#include <libmc.h>
```

```
int mc_AclWaitRetrieve(mcAgent_t agent);
```

Purpose

Wait until there is a message in an agent's mailbox and retrieve it.

Return Value

An ACL message on success, or NULL on failure.

Parameters

agent An initialized mobile agent.

Description

This function is used to wait for activity on an empty mailbox. If this function is called on an empty mailbox, the function will block indefinitely until a message is posted to the mailbox. Once a message is posted, the function will unblock and return the new message.

Example

```
<!-- File: fipa_test/test1.xml -->
<?xml version="1.0"?>
<!DOCTYPE myMessage SYSTEM "mobilec.dtd">
<MOBILEC_MESSAGE>
  <MESSAGE message="MOBILE_AGENT">
    <MOBILE_AGENT>
      <AGENT_DATA>
        <NAME>mobagent1</NAME>
        <OWNER>IEL</OWNER>
        <HOME>localhost:5050</HOME>
        <TASKS task="1" num="0">
          <TASK num="0" complete="0" server="localhost:5051">
            </TASK>
        </TASKS>
        <AGENT_CODE>
          <![CDATA[
//#include <stdio.h>
#ifdef _WIN32_
#pragma package "/usr/local/ch/package/chmobilec"
#else
#pragma package "C:\\ch\\package\\chmobilec"
#endif

#include <math.h>
#include <fipa_acl.h>
int main()
{
    fipa_acl_message_t* message;
```

```

fipa_acl_message_t* reply;

printf("\n%s: Arrived at %s.\n", mc_agent_name, mc_agent_address);

printf("%s: Waiting for a message.\n", mc_agent_name);
message = mc_AclWaitRetrieve(mc_current_agent);

printf("%s: Received a message from %s.\n", mc_agent_name, message->sender->name);
printf("\tContent is '%s'.\n", mc_AclGetContent(message));
printf("\tProtocol is '%d'.\n", mc_AclGetProtocol(message));
printf("\tConverationID is '%s'.\n", mc_AclGetConversationID(message));

printf("%s: Generating a reply message.\n", mc_agent_name);
reply = mc_AclReply(message);
mc_AclSetPerformative(reply, FIPA_INFORM );
mc_AclSetSender(reply, mc_agent_name, mc_agent_address);
mc_AclSetContent(reply, "Reply from mobagent1." );

printf("%s: Sending message...\n", mc_agent_name);
mc_AclSend(reply);

mc_AclDestroy(message);
mc_AclDestroy(reply);
return 0;
}
    ]]>
    </AGENT_CODE>
</TASKS>
</AGENT_DATA>
</MOBILE_AGENT>
</MESSAGE>
</MOBILEC_MESSAGE>

```

See Also

mc_AclNew(), mc_AclPost(), mc_AclReply(), mc_AclSend(), mc_AclWaitRetrieve()

mc_AddAgent()

Synopsis

```
int mc_AddAgent(MCAgent_t agent);
```

Purpose

Add a mobile agent into an agency.

Return Value

The function returns 0 on success and non-zero otherwise.

Parameters

agent An initialized mobile agent.

Description

This function adds a mobile agent to an agency.

Example

Please see the example for MC_AddAgent() on page 127.

See Also

mc_AgentVariableRetrieve()

Synopsis

```
void* mc_AgentVariableSave(MCAgent_t agent, const char* variable_name, int task_num);
```

Purpose

Retrieve a previously saved variable from the agent's datastate.

Return Value

A pointer to the data on success, or NULL on failure.

Parameters

<i>agent</i>	The agent for which to save a variable. From agent space, this value will typically be <code>mc_current_agent</code> , which is a special variable that is an agent's handle to itself.
<i>variable_name</i>	The name of the variable to save.
<i>task_num</i>	The task from which to retrieve the data.

Description

This function is used to retrieve previously saved variables from an agent's datastate. The task number of the agent from which to retrieve data must be specified, and must be less than the number of the agent's current task.

Example

```
<?xml version="1.0"?>

<!DOCTYPE myMessage SYSTEM "mobilec.dtd">

<MOBILEC_MESSAGE>
<MESSAGE message="MOBILE_AGENT">
  <MOBILE_AGENT>
    <AGENT_DATA>
      <NAME>mobagent1</NAME>
      <OWNER>IEL</OWNER>
      <HOME>localhost:5050</HOME>
      <TASKS task="2" num="0">
        <TASK num="0" complete="0" server="localhost:5051" code_id="1" />
        <TASK num="1" complete="0" server="localhost:5050" code_id="2" />
      </TASKS>
      <AGENT_CODE id="1">
        <![CDATA[
#include <stdio.h>
#include <math.h>
int savevar;
int another_savevar;
int array_savevar[10];
int main()
{
  int i;
  printf("Hello World!\n");
  printf("This is mobagent1 from the agency at port 5050.\n");
  printf("I am performing the task on the agency at port 5051 now.\n");
  printf("%f\n", hypot(1,2));
  savevar = 10;
  another_savevar = 20;
  mc_AgentVariableSave(mc_current_agent, "savevar");
}
]]>
      </AGENT_CODE>
    </AGENT_DATA>
  </MOBILE_AGENT>
</MESSAGE>
</MOBILEC_MESSAGE>
```



```

mc_AgentVariableSave(mc_current_agent, "another_savevar");
for(i = 0; i < 10; i++) {
    array_savevar[i] = i*3;
}
mc_AgentVariableSave(mc_current_agent, "array_savevar");
return 0;
}
]]>
</AGENT_CODE>
<AGENT_CODE id="2">
<![CDATA[
#include <stdio.h>
int retvar;
int main()
{
    const int *i;
    i = (int*)mc_AgentVariableRetrieve(mc_current_agent, "savevar", 0);
    if (i==NULL) {
        printf("Variable 'savevar' not found.\n");
    } else {
        printf("Variable 'savevar' has value %d.\n", *i);
    }
    retvar = *i*2;
    return 0;
}
]]>
</AGENT_CODE>
</TASKS>
</AGENT_DATA>
</MOBILE_AGENT>
</MESSAGE>
</MOBILEC_MESSAGE>

```

See Also

[mc_AgentVariableSave\(\)](#)

mc_AgentVariableSave()

Synopsis

```
int mc_AgentVariableSave(MCAgent_t agent, const char* variable_name);
```

Purpose

Save the value of a variable to the agent's persistent datastate.

Return Value

0 on success, non-zero on failure.

Parameters

agent The agent for which to save a variable. From agent space, this value will typically be `mc_current_agent`, which is a special variable that is an agent's handle to itself.

variable_name The name of the variable to save.

Description

This function is used to save arbitrary variables to an agent's datastate. These variables may be read by the agent later during later tasks.

Example

```
<?xml version="1.0"?>

<!DOCTYPE myMessage SYSTEM "mobilec.dtd">

<MOBILEC_MESSAGE>
  <MESSAGE message="MOBILE_AGENT">
    <MOBILE_AGENT>
      <AGENT_DATA>
        <NAME>mobagent1</NAME>
        <OWNER>IEL</OWNER>
        <HOME>localhost:5050</HOME>
        <TASKS task="2" num="0">
          <TASK num="0" complete="0" server="localhost:5051" code_id="1" />
          <TASK num="1" complete="0" server="localhost:5050" code_id="2" />
        <AGENT_CODE id="1">
          <![CDATA[
#include <stdio.h>
#include <math.h>
int savevar;
int another_savevar;
int array_savevar[10];
int main()
{
  int i;
  printf("Hello World!\n");
  printf("This is mobagent1 from the agency at port 5050.\n");
  printf("I am performing the task on the agency at port 5051 now.\n");
  printf("%f\n", hypot(1,2));
  savevar = 10;
  another_savevar = 20;
  mc_AgentVariableSave(mc_current_agent, "savevar");
  mc_AgentVariableSave(mc_current_agent, "another_savevar");
```

```

    for(i = 0; i < 10; i++) {
        array_savevar[i] = i*3;
    }
    mc_AgentVariableSave(mc_current_agent, "array_savevar");
    return 0;
}
    ]]>
</AGENT_CODE>
<AGENT_CODE id="2">
    <![CDATA[
#include <stdio.h>
int retvar;
int main()
{
    const int *i;
    i = (int*)mc_AgentVariableRetrieve(mc_current_agent, "savevar", 0);
    if (i==NULL) {
        printf("Variable 'savevar' not found.\n");
    } else {
        printf("Variable 'savevar' has value %d.\n", *i);
    }
    retvar = *i*2;
    return 0;
}
    ]]>
</AGENT_CODE>
</TASKS>
</AGENT_DATA>
</MOBILE_AGENT>
</MESSAGE>
</MOBILEC_MESSAGE>

```

See Also

[mc_AgentVariableRetrieve\(\)](#)

mc_Barrier()

Synopsis

int mc_Barrier(int *id*);

Purpose

This function blocks the calling thread until all registered threads and agents have been blocked.

Return Value

This function returns 0 on success, or non-zero if the *id* could not be found.

Parameters

id The id of the barrier to wait on.

Description

This function is used to synchronize a number of agents and threads. Each barrier is initialized so that it will block the execution of threads and agents until a predetermined number of threads or agents have activated the barrier, at which point all blocked threads and agents will be released simultaneously.

Example

Please see the example located at the directory `mobilec/demos/mc_barrier_example/` .

See Also

`mc_BarrierDelete()`, `mc_BarrierInit()`.

mc_BarrierDelete()

Synopsis

```
int mc_BarrierDelete(int id);
```

Purpose

This function deletes a previously initialized Mobile-C Barrier variable.

Return Value

This function returns 0 on success, or non-zero if the *id* could not be found.

Parameters

id The id of the barrier to delete.

Description

This function deletes a previously initialized variable. Care should be taken when calling this function. If there are any agents or threads blocked by a barrier that is deleted, they may remain blocked forever.

Example

Please see the example located at the directory `mobilec/demos/mc_barrier_example/` .

See Also

`mc_Barrier()`, `mc_BarrierInit()`.

mc_BarrierInit()

Synopsis

int mc_BarrierInit(int *id*, int *num_procs*);

Purpose

This function initializes a Mobile-C Barrier variable for usage.

Return Value

This function returns 0 on success, or non-zero if the id could not be found.

Parameters

id The id of the barrier.
num_procs The number of threads or agents the barrier will block before continuing.

Description

This function is used to initialize Mobile-C Barrier variables for usage by the `mc_Barrier()` function.

Example

Please see the example located at the directory `mobilec/demos/mc_barrier_example/` .

See Also

`mc_Barrier()`, `mc_BarrierDelete()`.

mc_CallAgentFunc()

Synopsis

```
int mc_CallAgentFunc(MCAgent_t agent, const char* funcName, void* returnVal, ...);
```

Purpose

This function is used to call a function that is defined in an agent.

Return Value

This function returns 0 on success, or a non-zero error code on failure.

Parameters

<i>agent</i>	The agent in which to call a function.
<i>funcName</i>	The function to call.
<i>returnVal</i>	(Output) The return value of the agent function.
...	A variable number of arguments

Description

This function enables a program to treat agents as libraries of functions. Thus, an agent may provide a library of functions that may be called from binary space with this function, or from another agent by the agent-space version of this function.

Example

```
<?xml version="1.0"?>
<!DOCTYPE myMessage SYSTEM "mobilec.dtd">
<MOBILEC_MESSAGE>
  <MESSAGE message="MOBILE_AGENT">
    <MOBILE_AGENT>
      <AGENT_DATA>
        <NAME>mobagent1</NAME>
        <OWNER>IEL</OWNER>
        <HOME>localhost:5051</HOME>
        <TASKS task="1" num="0">
          <TASK num="0" complete="0" server="127.0.0.1:5050">
            </TASK>
        </TASKS>
      <AGENT_CODE>
        <![CDATA[
#include <stdio.h>
int main()
{
    MCAgent_t agent;
    int retval;
    /* Search Return Variables */
    char** agentNames;
    char** serviceNames;
    int *agentIDs;
    int numResults;
    int a, b;
```

```

/* Search for addition service */
printf("\n\n\nSearching for addition service.\n");
mc_SearchForService(
    "addition",
    &agentNames,
    &serviceNames,
    &agentIDs,
    &numResults );
printf("Done searching.\n");
if (numResults < 1) {
    printf("No agents with service 'addition' found.\n");
    exit(0);
}

/* Just get the first hit */
printf("Using agent %s for addition.\n", agentNames[0]);
agent = mc_FindAgentByID(agentIDs[0]);

a = 44;
b = 45;
mc_CallAgentFunc(agent, "addition", &retval, a, b);
printf("Result of addition %d + %d is %d.\n", a, b, retval);

/* Now search for multiplication service */
printf("\n\n Searching for Multiplication service...\n");
mc_SearchForService(
    "multiplication",
    &agentNames,
    &serviceNames,
    &agentIDs,
    &numResults );

if (numResults < 1) {
    printf("No agents with service 'multiplication' found.\n");
    exit(0);
}

printf("Using agent %s for multiplication.\n", agentNames[0]);
agent = mc_FindAgentByID(agentIDs[0]);
mc_CallAgentFunc(agent, "multiplication", &retval, a, b);
printf("Result of multiplication %d * %d is %d.\n", a, b, retval);

/* Now lets try to deregister a service */
mc_DeregisterService(
    agentIDs[0],
    serviceNames[0]
);

return 0;
}

]]>
</AGENT_CODE>
</TASKS>
</AGENT_DATA>
</MOBILE_AGENT>
</MESSAGE>
</MOBILEC_MESSAGE>

```

See Also

MC_CallAgentFunc()

mc_ComposeAgent()

Synopsis

```
#include <libmc.h>
```

```
MCAgent_t mc_ComposeAgent(const char* name, const char* home, const char* owner, const char*  
code, const char* return_var_name, const char* server, int persistent );
```

Purpose

This function is used to compose an agent from source code.

Return Value

The function returns a valid agent on success and NULL otherwise.

Parameters

<i>name</i>	The name to assign to the new agent.
<i>home</i>	The home of the new agent.
<i>owner</i>	The owner of the new agent.
<i>code</i>	The agent C/C++ code.
<i>return_var_name</i>	(optional) The name of the agent's return variable.
<i>server</i>	The name of the destination server to send the agent.
<i>persistent</i>	Whether or not the created agent should be persistent.

Description

This function is used to create an agent C/C++ source code.

Example

```
#include <stdio.h>  
#include <string.h>  
#include <libmc.h>  
  
MCAgent_t makeAgent(int local_port, char* filename, char* agentName)  
{  
    MCAgent_t agent;  
    char code[20000]={0};  
    char address[100];  
    FILE* fptr;  
  
    fptr = fopen(filename,"r");  
    fread(code, 1, 20000, fptr);  
    fclose(fptr);  
  
    sprintf(address, "monkey.engr.ucdavis.edu:%d", local_port);  
  
    agent = MC_ComposeAgent(agentName, address,  
        "monkey.engr.ucdavis.edu", code, NULL, address, 0);  
    return agent;  
}  
  
int main(int argc, char** argv) {  
    MCAgency_t agency;  
    MCAgent_t agent;  
    MCAgencyOptions_t options;
```

```

int local_port = 5050;

if(argc == 2) local_port = atoi(argv[1]);
MC_InitializeAgencyOptions(&options);
MC_SetThreadOff(&options, MC_THREAD_CP); /* Turn off command prompt */
agency = MC_Initialize(local_port, &options);

printf("\n---- FIPA COMM TEST ----\n\n");

agent = makeAgent(local_port, "listener.c", "listener");
MC_AddAgent(agency, agent);

if(MC_MainLoop(agency) != 0) {
    MC_End(agency);
    return -1;
}

return 0;
}

```

See Also

mc_ComposeAgents(), mc_ComposeAgentFromFile()

mc_ComposeAgentS()

Synopsis

```
#include <libmc.h>
```

```
MCAgent_t mc_ComposeAgentS(const char* name, const char* home, const char* owner, const char*  
code, const char* return_var_name, const char* server, int persistent, const char* workgroup_code  
);
```

Purpose

This function is used to compose an agent from source code.

Return Value

The function returns a valid agent on success and NULL otherwise.

Parameters

<i>name</i>	The name to assign to the new agent.
<i>home</i>	The home of the new agent.
<i>owner</i>	The owner of the new agent.
<i>code</i>	The agent C/C++ code.
<i>return_var_name</i>	(optional) The name of the agent's return variable.
<i>server</i>	The name of the destination server to send the agent.
<i>persistent</i>	Whether or not the created agent should be persistent.
<i>workgroup_code</i>	(optional) The workgroup code of the agent. Only agents with matching workgroup codes are allowed to interact with each other.

Description

This function is used to create an agent C/C++ source code.

Example

```
#include <stdio.h>  
#include <string.h>  
#include <libmc.h>  
  
MCAgent_t makeAgent(int local_port, char* filename, char* agentName)  
{  
    MCAgent_t agent;  
    char code[20000]={0};  
    char address[100];  
    FILE* fptr;  
  
    fptr = fopen(filename,"r");  
    fread(code, 1, 20000, fptr);  
    fclose(fptr);  
  
    sprintf(address, "monkey.engr.ucdavis.edu:%d", local_port);  
  
    agent = MC_ComposeAgent(agentName, address,  
        "monkey.engr.ucdavis.edu", code, NULL, address, 0);  
    return agent;  
}
```

```

int main(int argc, char** argv) {
    MCAgency_t agency;
    MCAgent_t agent;
    MCAgencyOptions_t options;
    int local_port = 5050;

    if(argc == 2) local_port = atoi(argv[1]);
    MC_InitializeAgencyOptions(&options);
    MC_SetThreadOff(&options, MC_THREAD_CP); /* Turn off command prompt */
    agency = MC_Initialize(local_port, &options);

    printf("\n---- FIPA COMM TEST ----\n\n");

    agent = makeAgent(local_port, "listener.c", "listener");
    MC_AddAgent(agency, agent);

    if(MC_MainLoop(agency) != 0) {
        MC_End(agency);
        return -1;
    }

    return 0;
}

```

See Also

mc_ComposeAgent(), mc_ComposeAgentFromFile()

mc_ComposeAgentFromFile()

Synopsis

```
#include <libmc.h>
```

```
mcAgent_t mc_ComposeAgent(const char* name, const char* home, const char* owner, const char* filename, const char* return_var_name, const char* server, int persistent );
```

Purpose

This function is used to compose an agent from a source code file.

Return Value

The function returns a valid agent on success and NULL otherwise.

Parameters

<i>name</i>	The name to assign to the new agent.
<i>home</i>	The home of the new agent.
<i>owner</i>	The owner of the new agent.
<i>filename</i>	The file name containing agent C/C++ code.
<i>return_var_name</i>	(optional) The name of the agent's return variable.
<i>server</i>	The name of the destination server to send the agent.
<i>persistent</i>	Whether or not the created agent should be persistent.

Description

This function is used to create an agent C/C++ source code.

Example

```
#include <stdio.h>
#include <string.h>
#include <libmc.h>

int main(int argc, char** argv) {
    MCAgency_t agency;
    MCAGENT_t agent;
    MCAgencyOptions_t options;
    int local_port = 8866;

    MC_InitializeAgencyOptions(&options);
    MC_SetThreadOff(&options, MC_THREAD_CP); /* Turn off command prompt */
    agency = MC_Initialize(local_port, &options);

    printf("\n---- FIPA COMM TEST ----\n\n");

    printf("Loading listener agent\n");
    agent = MC_ComposeAgentFromFile(
        "listen",
        "127.0.0.1:8866",
        "localhost",
        "agents/listener.c",
        NULL,
        "127.0.0.1:8866",
        0);
    MC_AddAgent(agency, agent);
}
```

```

#ifdef _WIN32
    sleep(1);
#else
    Sleep(1000);
#endif

printf("\nLoading talker agent\n");
agent = MC_ComposeAgentFromFile(
    "talk",
    "127.0.0.1:8866",
    "localhost",
    "agents/talker.c",
    NULL,
    "127.0.0.1:8866",
    0);
MC_AddAgent (agency, agent);

if(MC_MainLoop (agency) != 0) {
    MC_End (agency);
    return -1;
}

return 0;
}

```

See Also

mc_ComposeAgentFromFileS(), mc_ComposeAgent ()


```

        "127.0.0.1:8866",
        0);
MC_AddAgent (agency, agent);

#ifdef _WIN32
    sleep(1);
#else
    Sleep(1000);
#endif

printf("\nLoading talker agent\n");
agent = MC_ComposeAgentFromFile(
    "talk",
    "127.0.0.1:8866",
    "localhost",
    "agents/talker.c",
    NULL,
    "127.0.0.1:8866",
    0);
MC_AddAgent (agency, agent);

if (MC_MainLoop (agency) != 0) {
    MC_End (agency);
    return -1;
}

return 0;
}

```

See Also

mc_ComposeAgentFromFile(), mc_ComposeAgent ()

mc_CondBroadcast()

Synopsis

int mc_CondBroadcast(int *id*);

Purpose

Signal all mobile agents and threads which are waiting on a condition variable.

Return Value

This function returns 0 if the condition variable is successfully found and signalled. It returns non-zero if the condition variable was not found.

Parameters

id The id of the condition variable to signal.

Description

This function is used to signal all other mobile agents and threads that are waiting on a Mobile-C condition variable. The function that calls **mc_CondBroadcast()** must know beforehand the id of the condition variable which a mobile agent might be waiting on.

Example

Please see Program 25 on page 59 and Program 29 on page 63 in Chapter 11.

See Also

mc_CondDelete(), mc_CondInit(), mc_CondSignal().

mc_CondReset()

Synopsis

```
int mc_CondReset(int id);
```

Purpose

Reset a Mobile-C Condition variable for re-use.

Return Value

This function returns 0 upon success or non-zero if the condition variable was not found.

Parameters

id The id of the condition variable to signal.

Description

This function resets a used condition variable, setting it's state back to an unsignalled state. A Mobile-C condition variable will remain in a signalled state indefinitely until this function is called.

Example

See Program 26 on page 60 and Program 27 on page 61 in Chapter 11.

See Also

mc_CondDelete(), mc_CondInit(), mc_CondSignal(), mc_CondWait().

mc_CondSignal()

Synopsis

int mc_CondSignal(int *id*);

Purpose

Signal another mobile agent which is waiting on a condition variable.

Return Value

This function returns 0 if the condition variable is successfully found and signalled. It returns non-zero if the condition variable was not found.

Parameters

id The id of the condition variable to signal.

Description

This function is used to signal another mobile agent or thread that is waiting on a Mobile-C condition variable. The function that calls **mc_CondSignal()** must know beforehand the id of the condition variable an agent may be waiting on. Note that although a MobileC synchronization variable may act as a mutex, condition variable, or semaphore, once it is used as a condition variable, it should only be used as a condition variable for the remainder of it's life cycle.

Example

See Program 26 on page 60 and Program 27 on page 61 in Chapter 11.

See Also

mc_CondDelete(), mc_CondInit(), mc_CondSignal().

mc_CondWait()

Synopsis

int mc_CondWait(int *id*);

Purpose

Cause the calling mobile agent or thread to wait on a Mobile-C condition variable with the id specified by the argument.

Return Value

This function returns 0 upon successful wakeup or non-zero if the condition variable was not found.

Parameters

id The id of the condition variable to signal.

Description

This function blocks until the condition variable on which it is waiting is signalled. If an invalid id is specified, the function returns 1 and does not block. The function is designed to enable synchronization possibilities between threads and mobile agents without using poll-waiting loops. Note that although a MobileC synchronization variable may act as a mutex, condition variable, or semaphore, once it is used as a condition variable, it should only be used as a condition variable for the remainder of its life cycle.

Example

See Program 26 on page 60 and Program 27 on page 61 in Chapter 11.

See Also

mc_CondDelete(), mc_CondInit(), mc_CondSignal().

mc_DeleteAgent()

Synopsis

```
int mc_DeleteAgent(MCAgent_t agent);
```

Purpose

Delete a mobile agent from an agency.

Return Value

The function returns 0 on success and non-zero otherwise.

Parameters

agent An initialized mobile agent.

Description

This function halts and marks an agent for removal from an agency. This function completely eliminates the agent, even if the agent has remaining unfinished tasks.

Example

See Also

MC_AddAgent()

mc_DeregisterService()

Synopsis

```
#include <libmc.h>
```

```
int mc_DeregisterService(int agentID, char* serviceName);
```

Purpose

Deregisters an agent service from an agency Directory Facilitator.

Return Value

The function returns 0 on success and non-zero otherwise.

Parameters

agentID An agent id.
serviceName The service name to deregister.

Description

This function is used to deregister a service associated with an agent from an agency. The function searches for a service matching the provided service name and agent id and deregisters it from the Directory Facilitator.

Example

```
<?xml version="1.0"?>

<!DOCTYPE myMessage SYSTEM "mobilec.dtd">

<MOBILEC_MESSAGE>
  <MESSAGE message="MOBILE_AGENT">
    <MOBILE_AGENT>
      <AGENT_DATA>
        <NAME>agent1</NAME>
        <OWNER>IEL</OWNER>
        <HOME>localhost:5050</HOME>
        <TASKS task="1" num="0">
          <TASK num="0" complete="0" server="localhost:5051" persistent="1" >
            </TASK>
        </TASKS>
      <AGENT_CODE>
        <![CDATA[
#include <stdio.h>

int main()
{
  int i;
  char** services;
  services = (char**)malloc(sizeof(char*) * 2);
  for (i = 0; i < 2; i++) {
    services[i] = (char*)malloc(sizeof(char)*20);
  }
  strcpy(services[0], "agent1_service");
  strcpy(services[1], "agent1_bonus_service");
```

```
mc_RegisterService(  
    mc_current_agent,  
    services,  
    2  
);  
  
return 0;  
}  
    ]]>  
    </AGENT_CODE>  
    </TASKS>  
    </AGENT_DATA>  
    </MOBILE_AGENT>  
    </MESSAGE>  
</MOBILEC_MESSAGE>
```

See Also

MC_DeregisterService(), mc_RegisterService().

mc_End()

Synopsis

```
#include <libmc.h>  
int mc_End(void);
```

Purpose

Terminate a Mobile-C agency.

Return Value

The function returns 0 on success and non-zero otherwise.

Parameters None.

Description

This function stops all the running threads in an agency and deallocates all the memories regarding an agency.

Example

See Also

MC_End().

mc_FindAgentByID()

Synopsis

MCAgent_t MC_FindAgentByID(int *id*);

Purpose

Find a mobile agent by its ID number in a given agency.

Return Value

The function returns an **MCAgent_t** object on success or NULL on failure.

Parameters

id An integer representing a mobile agent's ID number.

Description

This function is used to find and retrieve a pointer to an existing running mobile agent in an agency by the mobile agent's ID number.

Example

```
<?xml version="1.0"?>

<!DOCTYPE myMessage SYSTEM "mobilec.dtd">

<MOBILEC_MESSAGE>
  <MESSAGE message="MOBILE_AGENT">
    <MOBILE_AGENT>
      <AGENT_DATA>
        <NAME>mobagent1</NAME>
        <OWNER>IEL</OWNER>
        <HOME>localhost:5051</HOME>
        <TASKS task="1" num="0">
          <TASK num="0" complete="0" server="127.0.0.1:5050">
            </TASK>
        </TASKS>
      <AGENT_CODE>
        <![CDATA[
#include <stdio.h>
int main()
{
    MCAgent_t agent;
    int retval;
    /* Search Return Variables */
    char** agentNames;
    char** serviceNames;
    int *agentIDs;
    int numResults;
    int a, b;

    /* Search for addition service */
    printf("\n\nSearching for addition service.\n");
    mc_SearchForService(
        "addition",
        &agentNames,
```

```

        &serviceNames,
        &agentIDs,
        &numResults );
printf("Done searching.\n");
if (numResults < 1) {
    printf("No agents with service 'addition' found.\n");
    exit(0);
}

/* Just get the first hit */
printf("Using agent %s for addition.\n", agentNames[0]);
agent = mc_FindAgentByID(agentIDs[0]);

a = 44;
b = 45;
mc_CallAgentFunc(agent, "addition", &retval, a, b);
printf("Result of addition %d + %d is %d.\n", a, b, retval);

/* Now search for multiplication service */
printf("\n\n Searching for Multiplication service...\n");
mc_SearchForService(
    "multiplication",
    &agentNames,
    &serviceNames,
    &agentIDs,
    &numResults );

if (numResults < 1) {
    printf("No agents with service 'multiplication' found.\n");
    exit(0);
}

printf("Using agent %s for multiplication.\n", agentNames[0]);
agent = mc_FindAgentByID(agentIDs[0]);
mc_CallAgentFunc(agent, "multiplication", &retval, a, b);
printf("Result of multiplication %d * %d is %d.\n", a, b, retval);

/* Now lets try to deregister a service */
mc_DeregisterService(
    agentIDs[0],
    serviceNames[0]
);

return 0;
}
]]>
</AGENT_CODE>
</TASKS>
</AGENT_DATA>
</MOBILE_AGENT>
</MESSAGE>
</MOBILEC_MESSAGE>

```

See Also

mc_FindAgentByName()

Synopsis

MCAgent_t mc_FindAgentByName(const char *name);

Purpose

Find a mobile agent by its name in an agency.

Return Value

The function returns an **MCAgent_t** object on success or NULL on failure.

Parameters

name A character string containing the mobile agent's name.

Description

This function is used to find and retrieve a pointer to an existing running mobile agent in an agency by the mobile agent's given name.

Example

```
<?xml version="1.0"?>

<!DOCTYPE myMessage SYSTEM "mobilec.dtd">

<MOBILEC_MESSAGE>
  <MESSAGE message="MOBILE_AGENT">
    <MOBILE_AGENT>
      <AGENT_DATA>
        <NAME>mobagent3</NAME>
        <OWNER>IEL</OWNER>
        <HOME>localhost:5050</HOME>
        <TASKS task="1" num="0">
          <TASK num="0" complete="0" server="localhost:5051">
            <DATA dim="0" name="no-return" >
              </DATA>
            </TASK>
          </TASKS>
        <AGENT_CODE>
          <![CDATA[
#include <stdio.h>
int main()
{
    MCAgent_t tmp;
    tmp = mc_FindAgentByName("mobagent1");
    printf("Agent mobagent1 is at address %x\n", tmp);
    if (tmp == NULL) {
        printf("Agent not found. Terminating...\n");
        return 0;
    }
    mc_TerminateAgent(tmp);
    return 0;
}

]]>
</AGENT_CODE>
```

```
</TASKS>  
</AGENT_DATA>  
</MOBILE_AGENT>  
</MESSAGE>  
</MOBILEC_MESSAGE>
```

See Also

mc_GetAgentID()

Synopsis

```
#include <libmc.h>
```

```
int mc_GetAgentID(mcAgent_t agent);
```

Purpose

Get an agent's ID.

Return Value

This function returns an agent's ID.

Parameters

agent An initialized mobile agent.

Description

Every agent that arrives at an agency is given an agency-unique identification number. This function retrieves that number.

Example

```
<?xml version="1.0"?>

<!DOCTYPE myMessage SYSTEM "mobilec.dtd">
<MOBILEC_MESSAGE>
  <MESSAGE message="MOBILE_AGENT">
    <MOBILE_AGENT>
      <AGENT_DATA>
        <NAME>service_provider_2</NAME>
        <OWNER>IEL</OWNER>
        <HOME>10.0.0.11:5050</HOME>
        <TASK task="1" num="0">
          <DATA persistent="1"
            number_of_elements="0"
            name="no-return"
            complete="0"
            server="10.0.0.15:5050">
          </DATA>
        <AGENT_CODE>
          <![CDATA[
#define BR_IRGAIN 10
#define fwSpeed 50

int Connections_A[9] = {5, 1, 2, 5, -15, -6, -2, 2, 7};
int Connections_B[9] = {2, -2, -6, -15, 5, 2, 1, 5, 7};

struct Robot {
  int tabsens[9];
  int left_speed;
  int right_speed;
};

int RobotBehaviour(struct Robot *system) {
```

```

long int lspeed16, rspeed16;
int i;

lspeed16 = 0;
rspeed16 = 0;

for(i=0; i<9; i++) {
    lspeed16 -= Connections_B[i] * system->tabsens[i];
    rspeed16 -= Connections_A[i] * system->tabsens[i];
}
system->left_speed = ((lspeed16 / BR_IRGAIN) + fwSpeed);
system->right_speed = ((rspeed16 / BR_IRGAIN) + fwSpeed);

if(system.left_speed > 0 && system.left_speed < 30)
    system.left_speed = 30;
if(system.left_speed < 0 && system.left_speed > -30)
    system.left_speed = -30;
if(system.right_speed > 0 && system.right_speed < 30)
    system.right_speed = 30;
if(system.right_speed < 0 && system.right_speed > -30)
    system.right_speed = -30;

if(system.left_speed > 60 || system.left_speed < -60)
    system.left_speed = 0;
if(system.right_speed > 60 || system.right_speed < -60)
    system.right_speed = 0;

return 0;
}

int main(int argc, char *argv[]) {
    char **service;
    int num = 1, i, agent_id, mutex_id = 55;
    MCAgent_t agent;

    service = (char **)malloc(sizeof(char *)*num);
    for(i=0; i<num; i++) {
        service[i] = (char *)malloc(sizeof(char)*20);
    }
    strcpy(service[0], "RobotBehaviour");

    agent = mc_FindAgentByName("service_provider_1");
    agent_id = mc_GetAgentID(agent);

    mc_MutexLock(mutex_id);
    mc_DeregisterService(agent_id, service[0]);
    mc_RegisterService(mc_current_agent, service, num);
    mc_MutexUnlock(mutex_id);

    printf("Service provider 2 has arrived.\n");
    printf("Services provided:\n");
    for(i=0; i<num; i++) {
        printf("%s\n", service[i]);
    }

    for(i=0; i<num; i++) {
        free(service[i]);
    }
    free(service);
}

```

```
    return 0;
}
    ]]>
    </AGENT_CODE>
</TASK>
</AGENT_DATA>
</MOBILE_AGENT>
</MESSAGE>
</MOBILEC_MESSAGE>
```

See Also

`mc_GetAgentName()`.

mc_GetAgentName()

Synopsis

```
#include <libmc.h>
```

```
int mc_GetAgentName(MCAgent_t agent);
```

Purpose

Get an agent's name.

Return Value

This function returns an agent's name.

Parameters

agent An initialized mobile agent.

Description

This function returns an agent's name. All agents have a self defined descriptive name that may not be unique. This function gets the name of an agent.

Example

See Also

mc_GetAgentID().

mc_GetAgentNumTasks()

Synopsis

```
#include <libmc.h>
```

```
int mc_GetAgentNumTasks(MCAgent_t agent);
```

Purpose

Return the total number of tasks a mobile agent has.

Return Value

This function returns a non negative integer on success and a negative integer on failure.

Parameters

agent A MobileC agent.

Description

This function returns the total number of tasks that an agent has. It counts all tasks: those that have been completed, those that are in progress, and those that have not yet started.

Example

See Also

MC_GetAgentNumTasks().

mc_GetAgentStatus()

Synopsis

```
#include <mobilec.h>
```

```
int mc_GetAgentStatus(MCAgent_t agent);
```

Purpose

Get the status of a mobile agent in an agency.

Return Value

This function returns an enumerated value representing the current status of a mobile agent. See Table B.2 on page 235.

Parameters

agent The mobile agent from which to retrieve status information.

Description

This function gets a mobile agent's status. The status is used to determine the mobile agent's current state of execution.

Example

This function is identical to the binary space version, MC_GetAgentStatus(). Please see the documentation for MC_GetAgentStatus on page 178 for an example.

See Also

mc_GetAgentXMLString()

Synopsis

```
char *mc_GetAgentXMLString(MCAgent_t agent);
```

Purpose

Retrieve a mobile agent message in XML format as a character string.

Return Value

The function returns an allocated character array on success and NULL on failure.

Parameters

agent The mobile agent from which to retrieve the XML formatted message.

Description

This function retrieves a mobile agent message in XML format as a character string. The return pointer is allocated by 'malloc()' and must be freed by the user.

Example

This function has identical behaviour with the its binary-space counterpart, MC_GetAgentXMLString(). Please see the documentation for MC_GetAgentXMLString() on page 181

See Also

mc_HaltAgency()

Synopsis

```
#include <libmc.h>
int mc_HaltAgency(void);
```

Purpose

This function halts the execution of an agency.

Return Value

The function returns 0 on success and non-zero otherwise.

Parameters None.

Description

This function halts the primary threads of an agency, such as the ACC, AMS, message handlers, etc. If any thread is busy with a particular task, it will halt as soon as the task is finished. Note that this function does not halt the execution of any agents which may be performing tasks. Agents performing tasks may not rely on the primary Mobile-C threads, such as the ACC, AMS, etc., and thus may not halt upon calling this function.

Example

See Also

mc_ResumeAgency().

mc_MigrateAgent()

Synopsis

```
int mc_MigrateAgent(MCAgent_t agent, const char* hostname, int port);
```

Purpose

Instructs an agent to migrate to another host.

Return Value

The function returns 0 on success and non-zero otherwise.

Parameters

- agent* An initialized mobile agent. Typically, when invoked from agent space, this argument will be “mc_current_agent”, which is the agent’s pointer to itself.
- hostname* The new host to migrate to.
- port* The port on the new host to migrate to.

Description

This function instructs an agent to migrate to a new host. The task of the agent is not incremented. The agent will executed whatever task it was currently on when this function was invoked on the new host. Note that this function only prepends a task to the agents task list. The agent still needs to finish before the migration step occurs.

Example

```
<?xml version="1.0"?>
<!DOCTYPE myMessage SYSTEM "mobilec.dtd">
<MOBILEC_MESSAGE>
  <MESSAGE message="MOBILE_AGENT">
    <MOBILE_AGENT>
      <AGENT_DATA>
        <NAME>mobagent1</NAME>
        <OWNER>IEL</OWNER>
        <HOME>localhost:5050</HOME>
        <TASKS task="1" num="0">
          <TASK num="0" return="no-return" complete="0" server="localhost:5051" />
        <AGENT_CODE>
          <![CDATA[
#include <stdio.h>
#include <math.h>
int main()
{
    char* str;
    printf("Hello World!\n");
    printf("This is mobagent1 from the agency at port 5050.\n");
    printf("I am performing the task on the agency at port 5051 now.\n");
    printf("%f\n", hypot(1,2));
    if(mc_host_port == 5050) {
        mc_MigrateAgent(mc_current_agent, "localhost", 5051);
    } else if (mc_host_port == 5051) {
```

```
        mc_MigrateAgent(mc_current_agent, "localhost", 5050);
    }

    return 0;
}

]]>
</AGENT_CODE>
</TASKS>
</AGENT_DATA>
</MOBILE_AGENT>
</MESSAGE>
</MOBILEC_MESSAGE>
```

See Also

MC_MigrateAgent()

mc_MutexLock()

Synopsis

```
int mc_MutexLock(int id);
```

Purpose

This function locks a previously initialized Mobile-C synchronization variable as a mutex. If the mutex is already locked, the function blocks until it is unlocked before locking the mutex and continuing.

Return Value

This function returns 0 on success, or non-zero if the *id* could not be found.

Parameters

id The id of the synchronization variable to lock.

Description

This function locks the mutex part of a Mobile-C synchronization variable. While this is primarily used to guard a shared resource, the behaviour is similar to the standard POSIX mutex locking. Note that although a Mobile-C synchronization variable may assume the role of a mutex, condition variable, or semaphore, once a Mobile-C synchronization variable is used as a mutex, it should not be used as anything else for the rest of its life cycle.

Example

Please see Program 24 on page 58, Program 25 on page 59, and Chapter 11 on page 56 for more details.

See Also

mc_MutexUnlock(), mc_SyncInit(), mc_SyncDelete().

mc_MutexUnlock()

Synopsis

```
int mc_MutexUnlock(int id);
```

Purpose

This function unlocks a locked Mobile-C synchronization variable.

Return Value

This function returns 0 on success, or non-zero if the *id* could not be found.

Parameters

id The id of the synchronization variable to lock.

Description

This function unlocks a Mobile-C synchronization variable that was previously locked as a mutex. If the mutex is not locked while calling this function, undefined behaviour results. Note that although a Mobile-C may act as a mutex, condition variable, or semaphore, once it has been locked and/or unlocked as a mutex, it should only be used as a mutex for the remainder of its life cycle or unexpected behaviour may result.

Example

Please see Program 24 on page 58, Program 25 on page 59, and Chapter 11 on page 56 for more details.

See Also

mc_MutexLock(), mc_SyncInit(), mc_SyncDelete().

mc_PrintAgentCode()

Synopsis

```
int mc_PrintAgentCode(MCAgent_t agent);
```

Purpose

Print a mobile agent code for inspection.

Return Value

The function returns 0 on success and non-zero otherwise.

Parameters

agent The mobile agent from which to print the code.

Description

This function prints the mobile agent code to the standard output.

Example

See Also

mc_RegisterService()

Synopsis

```
#include <libmc.h>
```

```
int mc_RegisterService(MCAgent_t agent, int agentID, const char agentName, char** serviceNames, int numServices);
```

Purpose

Registers an agent service with an agency Directory Facilitator.

Return Value

The function returns 0 on success and non-zero otherwise.

Parameters

agent (Optional) An initialized mobile agent.
agentID (Optional) An agent id.
agentName (Optional) An agent name.
serviceNames A list of descriptive names for agent services.
numServices The number of services listed in the previous argument.

Description

This function is used to register agent services with an agency. Among the optional arguments, either a valid agent must be supplied, or both an agent ID and an agent name. Thus, services may be registered to an agent which has not yet arrived at an agency by specifying the ID and name of the agent.

Example

```
<?xml version="1.0"?>
<!DOCTYPE myMessage SYSTEM "mobilec.dtd">
<MOBILEC_MESSAGE>
  <MESSAGE message="MOBILE_AGENT">
    <MOBILE_AGENT>
      <AGENT_DATA>
        <NAME>agent1</NAME>
        <OWNER>IEL</OWNER>
        <HOME>localhost:5050</HOME>
        <TASKS task="1" num="0">
          <TASK num="0" complete="0" server="localhost:5051" persistent="1" >
        </TASK>
      <AGENT_CODE>
        <![CDATA[
#include <stdio.h>

int main()
{
  int i;
  char** services;
  services = (char**)malloc(sizeof(char*) * 2);
  for (i = 0; i < 2; i++) {
    services[i] = (char*)malloc(sizeof(char)*20);
```

```
    }
    strcpy (services[0], "agent1_service");
    strcpy (services[1], "agent1_bonus_service");

    mc_RegisterService(
        mc_current_agent,
        services,
        2
    );

    return 0;
}

]]>
</AGENT_CODE>
</TASKS>
</AGENT_DATA>
</MOBILE_AGENT>
</MESSAGE>
</MOBILEC_MESSAGE>
```

See Also

MC_RegisterService(), mc_DeregisterService().

mc_ResumeAgency()

Synopsis

```
#include <libmc.h>
```

```
int mc_ResumeAgency(void);
```

Purpose

This function resumes the execution of an agency.

Return Value

The function returns 0 on success and non-zero otherwise.

Parameters None.

Description

This function resumes the operation of the core threads of the Mobile-C agency, such as the ACC, AMS, etc., after they have been halted by the `mc_HaltAgency()` function.

Example

See Also

`mc_HaltAgency()`.

mc_RetrieveAgent()

Synopsis

MCAgent_t mc_RetrieveAgent(*void*);

Purpose

Retrieve the first neutral mobile agent from a mobile agent list.

Return Value

The function returns an **MCAgent_t** object on success or NULL on failure.

Parameters

void This function does not take any parameters.

Description

This function retrieves the first agent with status **MC_AGENT_NEUTRAL** from a mobile agent list. If there are no mobile agents with this attribute, the return value is NULL.

Example

See Also

mc_RetrieveAgentCode()

Synopsis

```
char *mc_RetrieveAgentCode(MCAgent_t agent);
```

Purpose

Retrieve a mobile agent code in the form of a character string.

Return Value

The function returns an allocated character array on success and NULL on failure.

Parameters

agent The mobile agent from which to retrieve the code.

Description

This function retrieves a mobile agent code. The return pointer is allocated by 'malloc()' and must be freed by the user.

Example

Please see the example under MC_RetrieveAgentCode() on page 203.

See Also

mc_SearchForService()

Synopsis

```
#include <libmc.h>
```

```
int mc_SearchForService(char* SearchString, char*** agentNames, char*** serviceNames, int ** agentIDs,int* numResults);
```

Purpose

Searches the Directory Facilitator for a service.

Return Value

The function returns 0 on success and non-zero otherwise.

Parameters

- searchString* (in) A search substring. All services names registered with the Directory Facilitator with a matching substring will be a hit.
- agentNames* (out) A newly allocated array of agent names of agents that provide services matching the search string.
- serviceNames* (out) A newly allocated array of service names matching the search substring.
- AgentIDs* (out) A newly allocated array of agent IDs of matching agents.
- numServices* (out) The number of services listed in the previous argument.

Description

This function is used to search the Directory Facilitator for a service. The function will return all services if any part of the service name matches the search string.

Example

```
<?xml version="1.0"?>

<!DOCTYPE myMessage SYSTEM "mobilec.dtd">

<MOBILEC_MESSAGE>
  <MESSAGE message="MOBILE_AGENT">
    <MOBILE_AGENT>
      <AGENT_DATA>
        <NAME>agent3</NAME>
        <OWNER>IEL</OWNER>
        <HOME>localhost:5050</HOME>
        <TASKS task="1" num="0">
          <TASK num="0" complete="0" server="localhost:5051" persistent="1" >
            </TASK>
        </TASKS>
      </AGENT_DATA>
    </MOBILE_AGENT>
  </MESSAGE>
</MOBILEC_MESSAGE>

#include <stdio.h>

int main()
{
  int i;
  char **agentNames;
  char **serviceNames;
```



```

int *agentIDs;
int numResults;

mc_SearchForService(
    "bonus",
    &agentNames,
    &serviceNames,
    &agentIDs,
    &numResults
);
for (i = 0; i < numResults; i++) {
    printf("%s:%d %s\n",
        agentNames[i],
        agentIDs[i],
        serviceNames[i]
    );
}

printf("\n");

return 0;
}
]]>
</AGENT_CODE>
</TASKS>
</AGENT_DATA>
</MOBILE_AGENT>
</MESSAGE>
</MOBILEC_MESSAGE>

```

See Also

mc_RegisterService(), mc_DeregisterService().

mc_SemaphorePost()

Synopsis

```
int mc_SemaphorePost(int id);
```

Purpose

This function unlocks one resource from a Mobile-C semaphore, increasing its count by one.

Return Value

This function returns 0 on success, or non-zero if the *id* could not be found or on a semaphore error.

Parameters

id The id of the synchronization variable to lock.

Description

mc_SemaphorePost unlocks a resource from a previously allocated and initialized Mobile-C synchronization variable being used as a semaphore. This function may be called multiple times to increase the count of the semaphore up to INT_MAX. Note that although a Mobile-C synchronization variable may be used as a mutex, condition variable, or semaphore, once it is used as a semaphore, it should only be used as a semaphore for the remainder of its life cycle.

Example

The MC_SemaphorePost() function usage is very similar to the other binary space synchronization functions. Please see Chapter 11 on page 56 and the demo at “demos/agent_semaphore_example/” for more information.

See Also

mc_SemaphoreWait(), mc_SyncInit(), mc_SyncDelete().

mc_SemaphoreWait()

Synopsis

```
#include <libmc.h>
```

```
int mc_SemaphoreWait(int id);
```

Purpose

This function allocates one resource from a MobileC synchronization semaphore variable.

Return Value

This function returns 0 on success, or non-zero if the *id* could not be found.

Parameters

id The id of the synchronization variable to lock.

Description

This function allocates one resource from a previously allocated and initialized MobileC synchronization semaphore. If the semaphore resource count is non-zero, the resource is immediately allocated. If the semaphore resource count is zero, the function blocks until a resource is freed before allocating a resource and continuing.

Note that although a MobileC synchronization variable may be used as a mutex, condition variable, or semaphore, once it is used as a semaphore, it should only be used as a semaphore for the remainder of its life cycle.

Example

The MC_SemaphorePost() function usage is very similar to the other binary space synchronization functions. Please see Chapter 11 on page 56 and the demo at “demos/agent_semaphore_example/” for more information.

See Also

mc_SemaphorePost(), mc_SyncInit(), mc_SyncDelete().

mc_SendAgentMigrationMessage()

Synopsis

```
int mc_SendAgentMigrationMessage(char *message, char *hostname, int port);
```

Purpose

Send an ACL mobile agent message to a remote agency.

Return Value

The function returns 0 on success and non-zero otherwise.

Parameters

<i>message</i>	The ACL mobile agent message to be sent.
<i>hostname</i>	The hostname of the remote agency. It can be in number-dot format or hostname format, i.e., 169.237.104.199 or machine.ucdavis.edu.
<i>port</i>	The port number on which the remote agency is listening.

Description

This function is used to send an XML based ACL mobile agent message, which is a string, to a remote agency.

Example

See Also

mc_SendAgentMigrationMessageFile()

Synopsis

int mc_SendAgentMigrationMessageFile(const char **filename*, const char **hostname*, **int** *port*);

Purpose

Send an ACL mobile agent message saved as a file to a remote agency.

Return Value

The function returns 0 on success and non-zero otherwise.

Parameters

<i>filename</i>	The ACL mobile agent message file to be sent.
<i>hostname</i>	The hostname of the remote agency. It can be in number-dot format or hostname format, i.e., 169.237.104.199 or machine.ucdavis.edu.
<i>port</i>	The port number on which the remote agency is listening.

Description

This function is used to send an XML based ACL mobile agent message, which is saved as a file, to a remote agency.

Example

Please see the example for MC_SendAgentMigrationMessageFile() on page 213.

See Also

mc_SendSteerCommand()

Synopsis

```
#include <libmc.h>
```

```
int mc_SendSteerCommand(MCAgency_t attr, int(*)(void* data) funcptr, void* arg);
```

Purpose

The mc_SendSteerCommand function sends a computational steering command to the algorithm at the agent's current agency.

Return Value

The function returns 0 on success, or a non-zero error code on failure.

Description

This function enables mobile agents to send steer commands to steering-enables algorithms running at the agent's local agency. See the demo at `demos/steer_example/` for more details.

Example

```
<?xml version="1.0"?>

<!DOCTYPE myMessage SYSTEM "mobilec.dtd">

<MOBILEC_MESSAGE>
  <MESSAGE message="MOBILE_AGENT">
    <MOBILE_AGENT>
      <AGENT_DATA>
        <NAME>resume_agent</NAME>
        <OWNER>IEL</OWNER>
        <HOME>localhost:5051</HOME>
        <TASKS task="1" num="0">
          <TASK num="0"
            complete="0"
            server="localhost:5050">
            <DATA name="no-return" >
            </DATA>
          </TASK>
        </AGENT_CODE>
        <![CDATA[
#include <stdio.h>
int main() {
    printf("Resuming Agent...");
    mc_SendSteerCommand(MC_RUN);
    return 0;
}
]]>
      </AGENT_CODE>
    </TASKS>
  </AGENT_DATA>
</MOBILE_AGENT>
</MESSAGE>
</MOBILEC_MESSAGE>
```

See Also

MC_Steer(), MC_SteerControl()

mc_SetAgentStatus()

Synopsis

```
int mc_SetAgentStatus(MCAgent_t agent, int status);
```

Purpose

Set the status of a mobile agent in an agency.

Return Value

This function returns 0 on success and non-zero otherwise.

Parameters

- agent* The mobile agent whose status is to be assigned.
- status* An integer representing the status to be assigned to a mobile agent.

Description

This function returns an integer of enumerated type `enum MC_AgentStatus_e`. Details about this enumerated type may be found in Table B.2 on page 235.

Example

Please see the example for `MC_SetAgentStatus()` on page 217.

See Also

mc_SetDefaultAgentStatus()

Synopsis

```
int mc_SetDefaultAgentStatus(int status);
```

Purpose

Set the default status of any incoming mobile agents.

Return Value

This function returns 0 on success and non-zero otherwise.

Parameters

status An integer representing the status to be assigned to any incoming mobile agents as their default status.

Description

This function sets the default status of any incoming mobile agents by one of the enumerated values of type `enum mc_AgentStatus_e`. See Table B.2 on page 235 for a complete listing of the enumerated type.

Example

Please see the example for `MC_SetDefaultAgentStatus()` on page 219.

See Also

mc_SyncDelete()

Synopsis

```
int mc_SyncDelete(int id);
```

Purpose

Delete a previously initialized synchronization variable.

Return Value

This function returns 0 on success and nonzero otherwise.

Parameters

id The id of the condition variable to delete.

Description

This function is used to delete and deallocate a previously initialized Mobile-C synchronization variable.

Example

Please see the example for MC_SyncDelete() on page 226.

See Also

mc_SyncInit().

mc_SyncInit()

Synopsis

int mc_SyncInit(int *id*);

Purpose

Initialize a new synchronization variable for agents to wait on.

Return Value

This function returns the allocated id of the synchronization variable. Note that the allocated id may not necessarily be the same as the requested id. See the description below for more details.

Parameters

id A requested synchronization variable id. A random id will be assigned if the value passed is 0 or if there is a conflicting id.

Description

This function initializes and registers a new MobileC synchronization variable. Mobile-C Synchronization variables may be used as a mutex, a condition variable (with an associated mutex), or a semaphore. The purpose of the Mobile-C synchronization variables is to synchronize the execution of agents with each other, as well as the execution of agents with their respective agencies.

Each synchronization variable created by this function is effectively global across the agency and therefore must have a unique identifying number. If this function is called requesting an id that is already registered, the function will automatically ignore the requested value and allocate a synchronization variable with a randomly generated id.

Example

```
<?xml version="1.0"?>

<!DOCTYPE myMessage SYSTEM "mobilec.dtd">

<MOBILEC_MESSAGE>
<MESSAGE message="MOBILE_AGENT">
  <MOBILE_AGENT>
    <AGENT_DATA>
      <NAME>sleep_agent</NAME>
      <OWNER>IEL</OWNER>
      <HOME>localhost:5050</HOME>
      <TASKS task="1" num="0">
        <TASK num="0" complete="0" server="localhost:5051">
          </TASK>
      <AGENT_CODE>
        <![CDATA[
#include <stdio.h>
int main()
{
  int mutex_id;
  printf("Sleep agent has arrived.\n");
  mutex_id = mc_SyncInit(55);
  if (mutex_id != 55) {
```

```

        printf("Possible error. Aborting...\n");
        exit(1);
    }
    printf("This is agent 1.\n");
    printf("Agent 1: I am locking the mutex now.\n");
    mc_MutexLock(mutex_id);
    printf("Agent 1: Mutex locked. Perform protected operations here\n");
    printf("Agent 1: Waiting for 5 seconds...\n");
    sleep(5);
    printf("Agent 1: Unlocking mutex now...\n");
    mc_MutexUnlock(mutex_id);

    return 0;
}

]]>
</AGENT_CODE>
</TASKS>
</AGENT_DATA>
</MOBILE_AGENT>
</MESSAGE>
</MOBILEC_MESSAGE>

```

See Also

mc_CondSignal(), mc_CondWait(), mc_MutexLock(), mc_MutexUnlock(), mc_SemaphorePost(), mc_SemaphoreWait(), mc_SyncDelete().

mc_TerminateAgent()

Synopsis

```
int mc_TerminateAgent(MCAgent_t agent);
```

Purpose

Terminate the execution of a mobile agent in an agency.

Return Value

The function returns 0 on success and an error code on failure.

Parameters

agent A valid mobile agent.

Description

This function halts a running mobile agent. The Ch interpreter is left intact. The mobile agent may still reside in the agency in MC_AGENT_NEUTRAL mode if the mobile agent is tagged as 'persistent', or is terminated and flushed otherwise.

Example

```
<?xml version="1.0"?>

<!DOCTYPE myMessage SYSTEM "mobilec.dtd">

<MOBILEC_MESSAGE>
  <MESSAGE message="MOBILE_AGENT">
    <MOBILE_AGENT>
      <AGENT_DATA>
        <NAME>mobagent3</NAME>
        <OWNER>IEL</OWNER>
        <HOME>localhost:5050</HOME>
        <TASKS task="1" num="0">
          <TASK num="0" complete="0" server="localhost:5051">
            <DATA dim="0" name="no-return" >
              </DATA>
            </TASK>
          <AGENT_CODE>
            <![CDATA[
#include <stdio.h>
int main()
{
    MCAgent_t tmp;
    tmp = mc_FindAgentByName("mobagent1");
    printf("Agent mobagent1 is at address %x\n", tmp);
    if (tmp == NULL) {
        printf("Agent not found. Terminating...\n");
        return 0;
    }
    mc_TerminateAgent(tmp);
    return 0;
}

]]>
```

```
</AGENT_CODE>  
</TASKS>  
</AGENT_DATA>  
</MOBILE_AGENT>  
</MESSAGE>  
</MOBILEC_MESSAGE>
```

See Also

Appendix C

Mobile-C Agent Porting Guide from v1.9.x to v1.10.x

This chapter provides a brief overview of changes made to the agent xml code from version 1.9 to version 1.10. Agents in the v1.10 series of Mobile-C will not be compatible with the v1.9 series of agencies and vice versa. Additional features such as saved agent variables have necessitated a reorganization of the agent XML format.

C.1 Overview of major changes

Some major changes in the agent xml format from version 1.9 to version 1.10 include the following:

1. The `<GAF_MESSAGE>` tag has been renamed to `<MOBILEC_MESSAGE>`.
2. The `<TASK>` tag has been renamed to `<TASKS>`. The attributes within the old `<TASK>` tag, `task` and `num`, remain the same.
3. The `<DATA>` tag has been renamed to `<TASK>`. Within the new `<TASK>` tag, the `name` attribute, which specifies the name of the variable to return upon task completion, has been renamed to `return`.

C.1.1 Comparison of Old Format and New Format

Old Agent Code

```
<!DOCTYPE myMessage SYSTEM "gafmessage.dtd">

<GAF_MESSAGE>
<MESSAGE message="MOBILE_AGENT">
  <MOBILE_AGENT>
    <AGENT_DATA>
      <NAME>mobagent1</NAME>
      <OWNER>IEL</OWNER>
      <HOME>localhost:5050</HOME>
      <TASK task="1" num="0">
        <DATA dim="0" name="no-return" complete="0" server="localhost:5051" />
      <AGENT_CODE>
        <![CDATA[
```

```

#include <stdio.h>
#include <math.h>
int main()
{
    printf("This is mobagent1 from the agency at port 5050.\n");
    printf("I am performing the task on the agency at port 5051 now.\n");
    printf("%f\n", hypot(1,2));

    return 0;
}
]]>
</AGENT_CODE>
</TASK>
</AGENT_DATA>
</MOBILE_AGENT>
</MESSAGE>
</GAF_MESSAGE>

```

New Agent Code

```

<?xml version="1.0"?>

<!DOCTYPE myMessage SYSTEM "mobilec.dtd">

<MOBILEC_MESSAGE>
  <MESSAGE message="MOBILE_AGENT">
    <MOBILE_AGENT>
      <AGENT_DATA>
        <NAME>mobagent1</NAME>
        <OWNER>IEL</OWNER>
        <HOME>localhost:5050</HOME>
        <TASKS task="1" num="0">
          <TASK num="0" return="no-return" complete="0" server="localhost:5051" />
          <AGENT_CODE>
            <![CDATA[
#include <stdio.h>
#include <math.h>
int main()
{
    printf("This is mobagent1 from the agency at port 5050.\n");
    printf("I am performing the task on the agency at port 5051 now.\n");
    printf("%f\n", hypot(1,2));

    return 0;
}
]]>
          </AGENT_CODE>
        </TASKS>

```



```

    </AGENT_DATA>
  </MOBILE_AGENT>
</MESSAGE>
</MOBILEC_MESSAGE>

```

C.2 New Agent XML DTD

```

<!ELEMENT MOBILEC_MESSAGE (MESSAGE)>
<!ELEMENT MESSAGE (MOBILE_AGENT|ENCRYPTED_DATA|ENCRYPTION_DATA)>
<!ATTLIST MESSAGE
  message (MOBILE_AGENT|RETURN_MSG|ENCRYPTED_DATA|ENCRYPTION_INITIALIZE) #REQUIRED>

<!ELEMENT MOBILE_AGENT (AGENT_DATA) >
<!ELEMENT AGENT_DATA (NAME,OWNER,HOME,SENDER,WG_CODE,TASKS)>
<!ELEMENT NAME (#PCDATA)>
<!ELEMENT OWNER (#PCDATA)>
<!ELEMENT HOME (#PCDATA)>
<!ELEMENT SENDER (#PCDATA)>
<!ELEMENT WG_CODE (#PCDATA)>

<!ELEMENT TASKS (TASK+,AGENT_CODE+)>
<!ATTLIST TASKS
  task CDATA #REQUIRED
  num CDATA #REQUIRED >

<!ELEMENT TASK (DATA*)>
<!ATTLIST TASK
  num ID #REQUIRED
  return CDATA #IMPLIED
  server CDATA #REQUIRED
  code_id CDATA #IMPLIED
  persistent CDATA #IMPLIED>

<!ELEMENT DATA (ROW*)>
<!ATTLIST DATA
  name CDATA #REQUIRED
  dim CDATA #REQUIRED
  type (char|short|int|float|double) #REQUIRED>

<!ELEMENT ROW (ROW*, #PCDATA)>
<!ATTLIST ROW
  index CDATA #REQUIRED>

<!ELEMENT AGENT_CODE (#PCDATA)>
<!ATTLIST AGENT_CODE
  id ID #IMPLIED >

```

Index

Ch_CallFuncByName(), 43

FIPA_ACCEPT_PROPOSAL, 79
FIPA_AGREE, 79
FIPA_CALL_FOR_PROPOSAL, 79
FIPA_CANCEL, 79
FIPA_CONFIRM, 79
FIPA_DISCONFIRM, 79
FIPA_FAILURE, 79
FIPA_INFORM, 79
FIPA_INFORM_IF, 79
FIPA_INFORM_REF, 79
FIPA_NOT_UNDERSTOOD, 79
fipa_performative_e, 79
FIPA_PROPOGATE, 79
FIPA_PROPOSE, 79
FIPA_PROTOCOL_BROKERING, 79
FIPA_PROTOCOL_CONTRACT_NET, 79
FIPA_PROTOCOL_DUTCH_AUCTION, 79
FIPA_PROTOCOL_END, 79
FIPA_PROTOCOL_ENGLISH_AUCTION, 79
FIPA_PROTOCOL_ITERATED_CONTRACT_NET, 79
FIPA_PROTOCOL_PROPOSE, 79
FIPA_PROTOCOL_QUERY, 79
FIPA_PROTOCOL_RECRUITING, 79
FIPA_PROTOCOL_REQUEST, 79
FIPA_PROTOCOL_REQUEST_WHEN, 79
FIPA_PROTOCOL_SUBSCRIBE, 79
FIPA_PROXY, 79
FIPA_QUERY_IF, 79
FIPA_QUERY_REF, 79
FIPA_REFUSE, 79
FIPA_REJECT_PROPOSAL, 79
FIPA_REQUEST, 79
FIPA_REQUEST_WHEN, 79
FIPA_REQUEST_WHENEVER, 79
FIPA_SUBSCRIBE, 79

MC_AclAddReceiver(), 84
mc_AclAddReceiver(), 237, 239

MC_AclAddReplyTo(), 86
mc_AclAddReplyTo(), 241
MC_AclGetContent(), 88
MC_AclGetConversationID(), 90
MC_AclGetPerformative(), 91
MC_AclGetProtocol(), 83, 94
MC_AclGetSender(), 95
MC_AclNew(), 97, 100, 101
mc_AclNew(), 243, 245, 246, 258
MC_AclPost(), 99
mc_AclRetrieve(), 247
mc_AclSend(), 249
MC_AclSetContent(), 103
mc_AclSetContent(), 251
MC_AclSetConversationID(), 105
MC_AclSetPerformative(), 106
mc_AclSetPerformative(), 253
MC_AclSetProtocol(), 109
MC_AclSetSender(), 110
mc_AclSetSender(), 256
MC_AclWaitRetrieve(), 112

MC_AddAgent(), 126
mc_AddAgent(), 260
MC_AddStationaryAgent(), 128
MC_AGENT_ACTIVE, 78
mc_agent_id, 234
mc_agent_name, 234
MC_AGENT_NEUTRAL, 78
MC_AGENT_SUSPENDED, 78
MC_AgentAddTask(), 114
MC_AgentAddTaskFromFile(), 116
MC_AgentExecEngine(), 42
MC_AgentReturnArrayDim(), 118
MC_AgentReturnArrayExtent(), 120
MC_AgentReturnArrayNum(), 121
MC_AgentReturnDataGetSymbolAddr(), 122
MC_AgentReturnDataSize(), 123
MC_AgentReturnDataType(), 124
MC_AgentReturnIsArray(), 125
MC_AgentStatus_e, 78

MC_AgentType_e, 78
 mc_AgentVariableRetrieve(), 261
 mc_AgentVariableSave(), 263
 MC_ALL_SIGNALS, 78
 MC_Barrier(), 130
 mc_Barrier(), 265
 MC_BarrierDelete(), 131
 mc_BarrierDelete(), 266
 MC_BarrierInit(), 132
 mc_BarrierInit(), 267
 MC_CallAgentFunc(), 43, 133
 mc_CallAgentFunc(), 48, 268
 MC_CallAgentFuncV(), 135
 MC_CallAgentFuncVar(), 137
 MC_ChInitializeOptions(), 139
 MC_ComposeAgent(), 141
 mc_ComposeAgent(), 271
 MC_ComposeAgentFromFile(), 147
 mc_ComposeAgentFromFile(), 275
 MC_ComposeAgentFromFileS(), 149
 mc_ComposeAgentFromFileS(), 277
 MC_ComposeAgentFromFileWithWorkgroup(), 151
 MC_ComposeAgentS(), 143
 mc_ComposeAgentS(), 273
 MC_ComposeAgentWithWorkgroup(), 145
 MC_CondBroadcast(), 153
 mc_CondBroadcast(), 279
 MC_CondReset(), 154
 mc_CondReset(), 280
 MC_CondSignal(), 155
 mc_CondSignal(), 281
 MC_CondWait(), 156
 mc_CondWait(), 282
 MC_CopyAgent(), 157
 mc_current_agent, 52, 53, 234
 MC_DeleteAgent(), 159
 mc_DeleteAgent(), 283
 MC_DeregisterService(), 160
 mc_DeregisterService(), 284
 MC_End(), 162
 mc_End(), 286
 MC_EXEC_AGENT, 78
 MC_FindAgentByID(), 164
 mc_FindAgentByID(), 48, 287
 MC_FindAgentByName(), 42, 165
 mc_FindAgentByName(), 47, 289
 MC_GetAgentArrivalTime(), 167
 MC_GetAgentExecEngine(), 42, 168
 MC_GetAgentID(), 170
 mc_GetAgentID(), 291
 MC_GetAgentName(), 173
 mc_GetAgentName(), 294
 MC_GetAgentNumTasks(), 174
 mc_GetAgentNumTasks(), 295
 MC_GetAgentReturnData(), 175
 MC_GetAgentStatus(), 177
 mc_GetAgentStatus(), 296
 MC_GetAgentType(), 179
 MC_GetAgentXMLString(), 180
 mc_GetAgentXMLString(), 297
 MC_GetAllAgents(), 182
 MC_HaltAgency(), 183
 mc_HaltAgency(), 298
 mc_host_name, 25, 234
 mc_host_port, 234
 MC_Initialize(), 9, 184
 MC_InitializeAgencyOptions(), 188
 MC_LoadAgentFromFile(), 190
 MC_LOCAL_AGENT, 78
 MC_MainLoop(), 9, 191
 MC_MigrateAgent(), 192
 mc_MigrateAgent(), 299
 MC_MutexLock(), 193
 mc_MutexLock(), 301
 MC_MutexUnlock(), 194
 mc_MutexUnlock(), 302
 mc_num_tasks, 234
 MC_PrintAgentCode(), 195
 mc_PrintAgentCode(), 303
 MC_RECV_AGENT, 78
 MC_RECV_CONNECTION, 78
 MC_RECV_MESSAGE, 78
 MC_RECV_RETURN, 78
 MC_RegisterService(), 196
 mc_RegisterService(), 48, 304
 MC_REMOTE_AGENT, 78
 MC_ResetSignal(), 198
 MC_RESTART, 234
 MC_ResumeAgency(), 200
 mc_ResumeAgency(), 306
 MC_RetrieveAgent(), 201
 mc_RetrieveAgent(), 307
 MC_RetrieveAgentCode(), 202
 mc_RetrieveAgentCode(), 308
 MC_RETURN_AGENT, 78
 MC_RUN, 234

MC_SearchForService(), 204
mc_SearchForService(), 48, 309
MC_SemaphorePost(), 206
mc_SemaphorePost(), 311
MC_SemaphoreWait(), 207
mc_SemaphoreWait(), 312
MC_SendAgent(), 208
MC_SendAgentFile(), 209
MC_SendAgentMigrationMessage(), 211
mc_SendAgentMigrationMessage(), 313
MC_SendAgentMigrationMessageFile(), 212
mc_SendAgentMigrationMessageFile(), 314
MC_SendSteerCommand(), 214
mc_SendSteerCommand(), 315
MC_SetAgentStatus(), 216
mc_SetAgentStatus(), 317
MC_SetDefaultAgentStatus(), 218
mc_SetDefaultAgentStatus(), 318
MC_SetThreadOff(), 219
MC_SetThreadOn(), 220
MC_Steer(), 221
MC_SteerControl(), 223
MC_STOP, 234
MC_SUSPEND, 234
MC_SyncDelete(), 225
mc_SyncDelete(), 319
MC_SyncInit(), 56, 226
mc_SyncInit(), 56, 320
mc_task_progress, 25, 234
MC_TerminateAgent(), 227
mc_TerminateAgent(), 47, 322
MC_THREAD_AI, 78
MC_THREAD_ALL, 78
MC_THREAD_AM, 78
MC_THREAD_CL, 78
MC_THREAD_CP, 78
MC_THREAD_MR, 78
MC_THREAD_MS, 78
MC_WAIT_CH, 78
MC_WAIT_FINISHED, 78
MC_WAIT_MESSGSEND, 78
MC_WaitAgent(), 228
MC_WaitRetrieveAgent(), 229
MC_WaitSignal(), 231
MCAgencyOptions_t, 9
MCAgent_t, 234

persistent, 42